



Champaign County General Fund Operating Account

Monthly Investment Report
June 30, 2024

Your Investment Representative:

Scott Gruber
(614) 923-1152
sgruber@meederinvestment.com

For questions about your account please contact your investment representative or contact publicfundsoperations@meederinvestment.com
Dublin, Ohio | Lansing, Michigan | Long Beach, California | Austin, Texas | 866-633-3371 | www.meederpublicfunds.com

PORTFOLIO SUMMARY

As of June 30, 2024



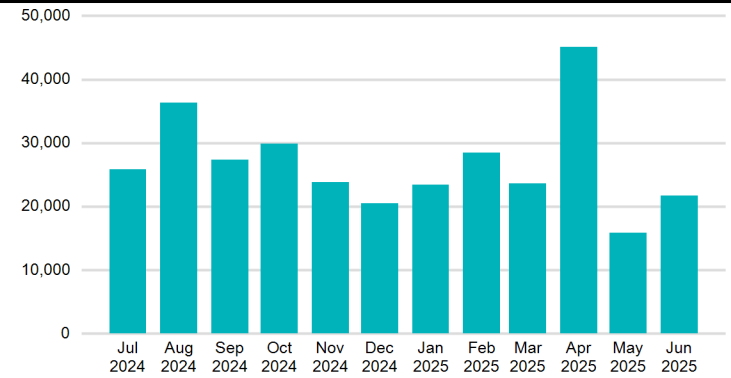
MONTHLY RECONCILIATION

Beginning Book Value	11,540,694.78
Contributions	
Withdrawals	
Prior Month Management Fees	(809.90)
Prior Month Custodian Fees	(72.07)
Realized Gains/Losses	16,041.14
Gross Interest Earnings	20,108.36
Ending Book Value	11,575,962.31

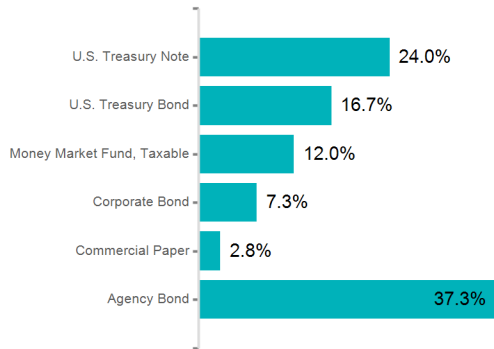
PORTFOLIO CHARACTERISTICS

Portfolio Yield to Maturity	4.26%
Portfolio Effective Duration	1.44 yrs
Weighted Average Maturity	1.53 yrs

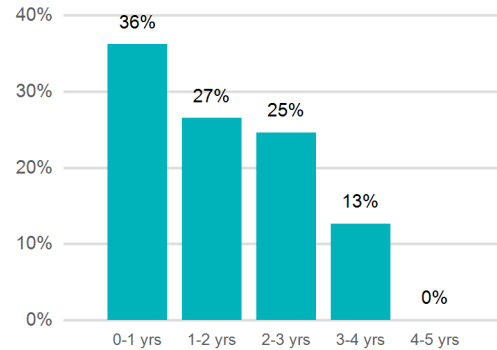
PROJECTED MONTHLY INCOME SCHEDULE



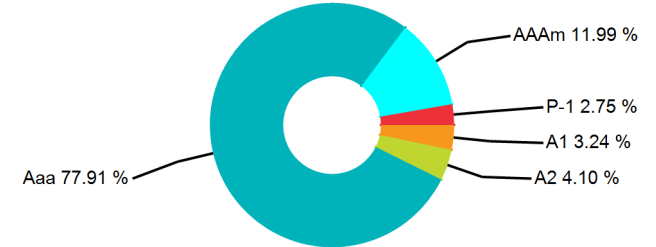
SECTOR ALLOCATION



MATURITY DISTRIBUTION



CREDIT QUALITY



Champaign County General Fund Operating Account

PROJECTED INCOME SCHEDULE

As of June 30, 2024



CUSIP	SECURITY DESCRIPTION	Jul 2024	Aug 2024	Sep 2024	Oct 2024	Nov 2024	Dec 2024	Jan 2025	Feb 2025	Mar 2025	Apr 2025	May 2025	Jun 2025
14913R2Z9	Caterpillar Financial Services Corporation 3.650% 08/12/2025		4,289						4,289				
24422EWJ4	John Deere Capital Corporation 4.050% 09/08/2025			4,050						4,050			
3130ALVL5	FHLB 0.910% 12/30/2025			1,069						1,069			
3130ANQB9	FHLB 0.850% 08/26/2026		553						975				
3130ANX39	FHLBANKS 0.50% 09/30/2026			325						325			
3130ANYX2	FHLB 0.900% 09/30/2026			225						225			
3130APGQ2	FHLB 0.875% 10/21/2025				1,684						1,684		
3130AQRH8	FHLB 2.000% 02/25/2027		3,050						3,050				
3130AQZL0	FHLB 2.200% 03/04/2027			2,200						2,200			
3130ARMW8	FHLB 2.850% 04/28/2025				3,349						11,388		
3130ATUC9	FHLB 4.500% 12/12/2025						3,825						3,825
3130ATUR6	FHLB 4.625% 12/13/2024						3,154						
3130ATVE4	FHLB 4.500% 12/11/2026						4,613						4,613
3130AXMP0	FHLB 5.375% 10/30/2024				4,151								
3133EMUP5	FFCB 0.710% 04/01/2025				692						15,610		
3133EN5N6	FFCB 4.000% 01/06/2028	4,700						4,700					
3133EN6N5	FFCB 4.250% 11/20/2024					3,885							
3133EN6V7	FFCB 3.625% 04/26/2027				4,984						4,984		
3133EN7A2	FFCB 3.625% 10/26/2026				4,531						4,531		
3133EN7J3	FFCB 3.875% 02/02/2026		4,553						4,553				
3133ENMH0	FFCB 1.600% 01/27/2026	856						856					
3133EPA70	FFCB 5.375% 11/01/2024					4,123							
3135G0ZR7	FNMA 2.625% 09/06/2024			5,277									

Champaign County General Fund Operating Account

PROJECTED INCOME SCHEDULE

As of June 30, 2024



CUSIP	SECURITY DESCRIPTION	Jul 2024	Aug 2024	Sep 2024	Oct 2024	Nov 2024	Dec 2024	Jan 2025	Feb 2025	Mar 2025	Apr 2025	May 2025	Jun 2025
3135GA3X7	FNMA 0.570% 11/17/2025					482						482	
62479LG17	MUFG Bank, Ltd. 07/01/2024	13,488											
742651DW9	PEFCO 3.250% 06/15/2025						2,925						7,292
89236TKG9	Toyota Motor Credit Corporation 4.400% 09/20/2024			4,855									
90331HPL1	U.S. Bank National Association 2.050% 01/21/2025	2,563						13,668					
9128282R0	UST 2.250% 08/15/2027		3,094						3,094				
9128283F5	UST 2.250% 11/15/2027					3,938						3,938	
9128285C0	UST 3.000% 09/30/2025			2,250						2,250			
9128286F2	UST 2.500% 02/28/2026		2,500						2,500				
9128286L9	UST 2.250% 03/31/2026			2,250						2,250			
9128286S4	UST 2.375% 04/30/2026				3,266						3,266		
9128286X3	UST 2.125% 05/31/2026					2,922						2,922	
9128287B0	UST 1.875% 06/30/2026						1,875						1,875
912828D56	UST 2.375% 08/15/2024		10,693										
912828J27	UST 2.000% 02/15/2025		850						3,244				
912828U24	UST 2.000% 11/15/2026					2,000						2,000	
912828X88	UST 2.375% 05/15/2027					3,563						3,563	
912828Y95	UST 1.875% 07/31/2026	1,781						1,781					
912828YQ7	UST 1.625% 10/31/2026				1,625						1,625		
91282CED9	UST 1.750% 03/15/2025			1,750						8,211			
91282CEN7	UST 2.750% 04/30/2027				2,063						2,063		
91282CET4	UST 2.625% 05/31/2027					2,953						2,953	
91282CEW7	UST 3.250% 06/30/2027						4,144						4,144

Champaign County General Fund Operating Account

PROJECTED INCOME SCHEDULE

As of June 30, 2024



CUSIP	SECURITY DESCRIPTION	Jul 2024	Aug 2024	Sep 2024	Oct 2024	Nov 2024	Dec 2024	Jan 2025	Feb 2025	Mar 2025	Apr 2025	May 2025	Jun 2025
91282CFB2	UST 2.750% 07/31/2027	2,406						2,406					
91282CFE6	UST 3.125% 08/15/2025		2,813						2,813				
91282CFH9	UST 3.125% 08/31/2027		3,906						3,906				
91282CFK2	UST 3.500% 09/15/2025			3,063						3,063			
91282CFQ9	UST 4.375% 10/31/2024				3,559								
TOTAL		25,794	36,300	27,314	29,904	23,865	20,536	23,411	28,423	23,643	45,151	15,857	21,748

Champaign County General Fund Operating Account

POSITION STATEMENT

As of June 30, 2024



CUSIP	Security Description	Trade Date/ Settlement Date	Par Value	Principal Cost/ Purchased Interest	Total Cost	Yield at Cost	Maturity/ Duration	Market Price/ Market Value	Unrealized Gain/ (Loss)	% of Assets	Moody's/ S&P Rating
Cash and Cash Equivalents											
31846V567	First American Funds, Inc.	6/28/2024 6/28/2024	\$1,392,439.28	\$1,392,439.28	\$1,392,439.28	5.19%	0.003 0.003	\$1.00 \$1,392,439.28	\$0.00	11.99%	AAAm
SubTotal			\$1,392,439.28	\$1,392,439.28	\$1,392,439.28	5.19%		\$1,392,439.28	\$0.00	11.99%	
Agency Bond											
3135G0ZR7	FNMA 2.625% 09/06/2024	10/16/2023 10/17/2023	\$140,000.00	\$136,560.20	\$136,560.20	5.50%	0.192 0.189	\$99.46 \$139,248.20	\$2,688.00	1.20%	Aaa AA+
3130AXMP0	FHLB 5.375% 10/30/2024	10/26/2023 10/30/2023	\$150,000.00	\$149,880.42	\$149,880.42	5.46%	0.340 0.332	\$99.92 \$149,878.50	(\$1.92)	1.29%	Aaa AA+
3133EPA70	FFCB 5.375% 11/01/2024	10/31/2023 11/1/2023	\$150,000.00	\$149,908.35	\$149,908.35	5.44%	0.345 0.338	\$99.96 \$149,940.00	\$31.65	1.29%	Aaa AA+
3133EN6N5	FFCB 4.250% 11/20/2024	1/25/2023 1/26/2023	\$170,000.00	\$169,727.32	\$169,727.32	4.35%	0.397 0.388	\$99.49 \$169,136.40	(\$590.92)	1.46%	Aaa AA+
3130ATUR6	FHLB 4.625% 12/13/2024	1/25/2023 1/26/2023	\$170,000.00	\$170,776.85	\$170,776.85	4.36%	0.460 0.450	\$99.65 \$169,401.60	(\$1,375.25)	1.46%	Aaa AA+
3133EMUP5	FFCB 0.710% 04/01/2025	1/23/2023 1/24/2023	\$195,000.00	\$180,082.50	\$180,082.50	4.42%	0.759 0.739	\$96.56 \$188,288.10	\$8,205.60	1.62%	Aaa AA+
3130ARMW8	FHLB 2.850% 04/28/2025	1/30/2023 1/31/2023	\$235,000.00	\$226,960.65	\$226,960.65	4.47%	0.833 0.806	\$98.11 \$230,563.20	\$3,602.55	1.99%	Aaa AA+
742651DW9	PEFCO 3.250% 06/15/2025	1/20/2023 1/23/2023	\$180,000.00	\$175,633.20	\$175,633.20	4.33%	0.964 0.932	\$97.76 \$175,960.80	\$327.60	1.52%	Aaa AA+
3130APGQ2	FHLB 0.875% 10/21/2025	1/30/2023 1/31/2023	\$385,000.00	\$351,220.10	\$351,220.10	4.33%	1.315 1.277	\$94.80 \$364,995.40	\$13,775.30	3.14%	Aaa AA+
3135GA3X7	FNMA 0.570% 11/17/2025	1/30/2023 1/31/2023	\$169,000.00	\$153,394.54	\$153,394.54	4.10%	1.389 1.352	\$94.17 \$159,152.37	\$5,757.83	1.37%	Aaa AA+
3130ATUC9	FHLB 4.500% 12/12/2025	1/24/2023 1/25/2023	\$170,000.00	\$172,454.80	\$172,454.80	3.96%	1.458 1.392	\$99.45 \$169,068.40	(\$3,386.40)	1.46%	Aaa AA+
3130ALVL5	FHLB 0.910% 12/30/2025	1/23/2023 1/24/2023	\$235,000.00	\$213,718.40	\$213,718.40	4.22%	1.507 1.461	\$94.14 \$221,221.95	\$7,503.55	1.91%	Aaa AA+
3133ENMH0	FFCB 1.600% 01/27/2026	1/23/2023 1/24/2023	\$107,000.00	\$98,932.20	\$98,932.20	4.30%	1.584 1.520	\$95.02 \$101,670.33	\$2,738.13	0.88%	Aaa AA+
3133EN7J3	FFCB 3.875% 02/02/2026	1/24/2023 2/2/2023	\$235,000.00	\$234,327.43	\$234,327.43	3.98%	1.600 1.507	\$98.47 \$231,397.45	(\$2,929.98)	1.99%	Aaa AA+

Champaign County General Fund Operating Account

POSITION STATEMENT

As of June 30, 2024



CUSIP	Security Description	Trade Date/ Settlement Date	Par Value	Principal Cost/ Purchased Interest	Total Cost	Yield at Cost	Maturity/ Duration	Market Price/ Market Value	Unrealized Gain/ (Loss)	% of Assets	Moody's/ S&P Rating
3130ANQB9	FHLB 0.850% 08/26/2026	1/30/2023 1/31/2023	\$130,000.00	\$117,477.10	\$117,477.10	4.26%	2.162 2.068	\$93.54 \$121,607.20	\$4,130.10	1.05%	Aaa AA+
3130ANX39	FHLBANKS 0.50% 09/30/2026	1/30/2023 1/31/2023	\$130,000.00	\$116,633.40	\$116,633.40	4.24%	2.258 2.172	\$92.81 \$120,651.70	\$4,018.30	1.04%	Aaa AA+
3130ANYX2	FHLB 0.900% 09/30/2026	1/30/2023 1/31/2023	\$50,000.00	\$44,253.00	\$44,253.00	4.15%	2.258 2.180	\$91.68 \$45,840.00	\$1,587.00	0.39%	Aaa AA+
3133EN7A2	FFCB 3.625% 10/26/2026	1/20/2023 1/26/2023	\$250,000.00	\$248,665.00	\$248,665.00	3.78%	2.329 2.189	\$97.67 \$244,162.50	(\$4,502.50)	2.10%	Aaa AA+
3130ATVE4	FHLB 4.500% 12/11/2026	1/30/2023 1/31/2023	\$205,000.00	\$209,337.80	\$209,337.80	3.90%	2.455 2.293	\$99.59 \$204,167.70	(\$5,170.10)	1.76%	Aaa AA+
3130AQRH8	FHLB 2.000% 02/25/2027	1/25/2023 1/26/2023	\$305,000.00	\$282,070.10	\$282,070.10	4.02%	2.663 2.479	\$93.43 \$284,949.30	\$2,879.20	2.45%	Aaa AA+
3130AQZL0	FHLB 2.200% 03/04/2027	1/30/2023 1/31/2023	\$200,000.00	\$185,677.00	\$185,677.00	4.12%	2.682 2.472	\$93.72 \$187,432.00	\$1,755.00	1.61%	Aaa AA+
3133EN6V7	FFCB 3.625% 04/26/2027	1/20/2023 1/26/2023	\$275,000.00	\$274,120.00	\$274,120.00	3.71%	2.827 2.633	\$97.48 \$268,064.50	(\$6,055.50)	2.31%	Aaa AA+
3133EN5N6	FFCB 4.000% 01/06/2028	1/26/2023 1/30/2023	\$235,000.00	\$238,775.51	\$238,775.51	3.64%	3.526 3.184	\$98.28 \$230,960.35	(\$7,815.16)	1.99%	Aaa AA+
SubTotal			\$4,471,000.00	\$4,300,585.87	\$4,300,585.87	4.25%		\$4,327,757.95	\$27,172.08	37.27%	

Commercial Paper

62479LG17	MUFG Bank, Ltd. 07/01/2024	10/5/2023 10/5/2023	\$320,000.00	\$306,512.00	\$306,512.00	5.87%	0.008 0.011	\$99.96 \$319,859.20	\$13,347.20	2.75%	P-1 A-1
SubTotal			\$320,000.00	\$306,512.00	\$306,512.00	5.87%		\$319,859.20	\$13,347.20	2.75%	

Corporate Bond

89236TKG9	Toyota Motor Credit Corporation 4.400% 09/20/2024	1/30/2023 2/1/2023	\$180,000.00	\$179,105.40	\$179,105.40	4.72%	0.230 0.226	\$99.69 \$179,445.60	\$340.20	1.55%	A1 A+
90331HPL1	U.S. Bank National Association 2.050% 01/21/2025	1/30/2023 2/1/2023	\$250,000.00	\$238,895.00	\$238,895.00	4.43%	0.567 0.548	\$97.98 \$244,937.50	\$6,042.50	2.11%	A2 A+
14913R2Z9	Caterpillar Financial Services Corporation 3.650% 08/12/2025	1/30/2023 2/1/2023	\$235,000.00	\$230,300.00	\$230,300.00	4.49%	1.123 1.069	\$98.20 \$230,762.95	\$462.95	1.99%	A2 A

Champaign County General Fund Operating Account

POSITION STATEMENT

As of June 30, 2024



CUSIP	Security Description	Trade Date/ Settlement Date	Par Value	Principal Cost/ Purchased Interest	Total Cost	Yield at Cost	Maturity/ Duration	Market Price/ Market Value	Unrealized Gain/ (Loss)	% of Assets	Moody's/ S&P Rating
24422EWJ4	John Deere Capital Corporation 4.050% 09/08/2025	1/30/2023 2/1/2023	\$200,000.00	\$198,056.00	\$198,056.00	4.45%	1.197 1.139	\$98.65 \$197,308.00	(\$748.00)	1.70%	A1 A
SubTotal			\$865,000.00	\$846,356.40	\$846,356.40	4.51%		\$852,454.05	\$6,097.65	7.34%	

U.S. Treasury Bond

912828D56	UST 2.375% 08/15/2024	1/24/2023 1/25/2023	\$250,000.00	\$242,275.40	\$242,275.40	4.45%	0.132 0.130	\$99.60 \$249,007.50	\$6,732.10	2.14%	Aaa AA+
912828J27	UST 2.000% 02/15/2025	1/26/2024 1/30/2024	\$85,000.00	\$82,606.05	\$82,606.05	4.80%	0.636 0.630	\$97.98 \$83,285.04	\$678.99	0.72%	Aaa AA+
9128286F2	UST 2.500% 02/28/2026	1/23/2023 1/24/2023	\$200,000.00	\$192,007.81	\$192,007.81	3.88%	1.671 1.595	\$96.26 \$192,516.00	\$508.19	1.66%	Aaa AA+
9128286L9	UST 2.250% 03/31/2026	1/23/2023 1/24/2023	\$200,000.00	\$190,617.19	\$190,617.19	3.83%	1.756 1.682	\$95.71 \$191,422.00	\$804.81	1.65%	Aaa AA+
9128286S4	UST 2.375% 04/30/2026	1/23/2023 1/24/2023	\$275,000.00	\$262,915.04	\$262,915.04	3.82%	1.838 1.760	\$95.78 \$263,386.75	\$471.71	2.27%	Aaa AA+
9128286X3	UST 2.125% 05/31/2026	1/20/2023 1/23/2023	\$275,000.00	\$261,024.41	\$261,024.41	3.75%	1.923 1.847	\$95.20 \$261,797.25	\$772.84	2.25%	Aaa AA+
9128287B0	UST 1.875% 06/30/2026	1/23/2023 1/24/2023	\$200,000.00	\$187,882.81	\$187,882.81	3.77%	2.005 1.913	\$94.59 \$189,180.00	\$1,297.19	1.63%	Aaa AA+
912828Y95	UST 1.875% 07/31/2026	1/30/2023 1/31/2023	\$190,000.00	\$177,887.50	\$177,887.50	3.84%	2.090 1.995	\$94.41 \$179,386.60	\$1,499.10	1.54%	Aaa AA+
9128283F5	UST 2.250% 11/15/2027	1/20/2023 1/23/2023	\$350,000.00	\$329,464.84	\$329,464.84	3.59%	3.384 3.189	\$93.09 \$325,829.00	(\$3,635.84)	2.81%	Aaa AA+
SubTotal			\$2,025,000.00	\$1,926,681.05	\$1,926,681.05	3.89%		\$1,935,810.14	\$9,129.09	16.67%	

U.S. Treasury Note

91282CFQ9	UST 4.375% 10/31/2024	1/24/2023 1/25/2023	\$170,000.00	\$170,159.38	\$170,159.38	4.32%	0.342 0.335	\$99.66 \$169,415.20	(\$744.18)	1.46%	Aaa AA+
91282CED9	UST 1.750% 03/15/2025	1/26/2024 1/29/2024	\$200,000.00	\$193,539.06	\$193,539.06	4.73%	0.712 0.692	\$97.57 \$195,138.00	\$1,598.94	1.68%	Aaa AA+
91282CFE6	UST 3.125% 08/15/2025	1/20/2023 1/23/2023	\$180,000.00	\$176,414.06	\$176,414.06	3.95%	1.132 1.082	\$97.90 \$176,216.40	(\$197.66)	1.52%	Aaa AA+

Champaign County General Fund Operating Account

POSITION STATEMENT

As of June 30, 2024



CUSIP	Security Description	Trade Date/ Settlement Date	Par Value	Principal Cost/ Purchased Interest	Total Cost	Yield at Cost	Maturity/ Duration	Market Price/ Market Value	Unrealized Gain/ (Loss)	% of Assets	Moody's/ S&P Rating
91282CFK2	UST 3.500% 09/15/2025	1/20/2023 1/23/2023	\$175,000.00	\$173,181.64	\$173,181.64	3.92%	1.216 1.163	\$98.18 \$171,822.00	(\$1,359.64)	1.48%	Aaa AA+
9128285C0	UST 3.000% 09/30/2025	1/20/2023 1/23/2023	\$150,000.00	\$146,537.11	\$146,537.11	3.91%	1.258 1.206	\$97.55 \$146,326.50	(\$210.61)	1.26%	Aaa AA+
912828YQ7	UST 1.625% 10/31/2026	1/23/2023 1/24/2023	\$200,000.00	\$185,148.44	\$185,148.44	3.76%	2.342 2.248	\$93.39 \$186,782.00	\$1,633.56	1.61%	Aaa AA+
912828U24	UST 2.000% 11/15/2026	1/20/2023 1/23/2023	\$200,000.00	\$188,085.94	\$188,085.94	3.69%	2.384 2.279	\$94.10 \$188,204.00	\$118.06	1.62%	Aaa AA+
91282CEN7	UST 2.750% 04/30/2027	1/20/2023 1/23/2023	\$150,000.00	\$144,767.58	\$144,767.58	3.64%	2.838 2.673	\$95.31 \$142,963.50	(\$1,804.08)	1.23%	Aaa AA+
912828X88	UST 2.375% 05/15/2027	1/20/2023 1/23/2023	\$300,000.00	\$285,023.44	\$285,023.44	3.64%	2.879 2.726	\$94.22 \$282,669.00	(\$2,354.44)	2.43%	Aaa AA+
91282CET4	UST 2.625% 05/31/2027	1/20/2023 1/23/2023	\$225,000.00	\$216,000.00	\$216,000.00	3.63%	2.923 2.760	\$94.86 \$213,441.75	(\$2,558.25)	1.84%	Aaa AA+
91282CEW7	UST 3.250% 06/30/2027	1/20/2023 1/23/2023	\$255,000.00	\$251,105.28	\$251,105.28	3.63%	3.005 2.774	\$96.54 \$246,184.65	(\$4,920.63)	2.12%	Aaa AA+
91282CFB2	UST 2.750% 07/31/2027	1/20/2023 1/23/2023	\$175,000.00	\$168,786.13	\$168,786.13	3.61%	3.090 2.879	\$95.00 \$166,250.00	(\$2,536.13)	1.43%	Aaa AA+
9128282R0	UST 2.250% 08/15/2027	1/20/2023 1/23/2023	\$275,000.00	\$259,541.99	\$259,541.99	3.60%	3.132 2.943	\$93.49 \$257,092.00	(\$2,449.99)	2.21%	Aaa AA+
91282CFH9	UST 3.125% 08/31/2027	1/20/2023 1/23/2023	\$250,000.00	\$245,097.66	\$245,097.66	3.59%	3.175 2.945	\$96.00 \$240,000.00	(\$5,097.66)	2.07%	Aaa AA+
SubTotal			\$2,905,000.00	\$2,803,387.71	\$2,803,387.71	3.80%		\$2,782,505.00	(\$20,882.71)	23.96%	
Grand Total			\$11,978,439.28	\$11,575,962.31	\$11,575,962.31	4.26%		\$11,610,825.62	\$34,863.31	100.00%	

TRANSACTION STATEMENT

As of June 30, 2024



Transaction Type	Trade Date	Settlement Date	CUSIP	Security Description	Par Value	Principal Cost	Total Proceeds	Realized Gain/Loss
Maturity								
Maturity	6/14/2024	6/14/2024	3130A1XJ2	FHLB 2.875% 06/14/2024	60,000.00	59,038.86	60,000.00	961.14
Maturity	6/28/2024	6/28/2024	3134GXJJ4	FMCC 0.320% 06/28/2024	250,000.00	234,920.00	250,000.00	15,080.00
Total					310,000.00	293,958.86	310,000.00	16,041.14

Transaction Type	Payment Date	Settlement Date	CUSIP	Security Description	Interest Received
Interest/Dividends					
Interest/Dividends	6/3/2024	6/3/2024	31846V567	First American Funds, Inc.	3,552.11
Interest/Dividends	6/11/2024	6/11/2024	3130ATVE4	FHLB 4.500% 12/11/2026	4,612.50
Interest/Dividends	6/12/2024	6/12/2024	3130ATUC9	FHLB 4.500% 12/12/2025	3,825.00
Interest/Dividends	6/13/2024	6/13/2024	3130ATUR6	FHLB 4.625% 12/13/2024	3,931.25
Interest/Dividends	6/14/2024	6/14/2024	3130A1XJ2	FHLB 2.875% 06/14/2024	862.50
Interest/Dividends	6/17/2024	6/17/2024	742651DW9	PEFCO 3.250% 06/15/2025	2,925.00
Interest/Dividends	6/28/2024	6/28/2024	3134GXJJ4	FMCC 0.320% 06/28/2024	400.00
Total					20,108.36

TRANSACTION STATEMENT

As of June 30, 2024



Transaction Type	Trade Date	Settlement Date	Transaction Description	Amount
Custodian Fee				
Custodian Fee	6/25/2024	6/25/2024	Cash Out	(72.07)
Total				(72.07)
Management Fee				
Management Fee	6/24/2024	6/24/2024	Cash Out	(809.90)
Total				(809.90)

STATEMENT DISCLOSURE

As of June 30, 2024



Meeder provides monthly statements for its investment management clients to provide information about the investment portfolio. The information should not be used for audit or confirmation purposes. Please review your custodial statements and report any inaccuracies or discrepancies.

Certain information and data has been supplied by unaffiliated third parties. Although Meeder believes the information is reliable, it cannot warrant the accuracy of information offered by third parties. Market value may reflect prices received from pricing vendors when current market quotations are not available. Prices may not reflect firm bids or offers and may differ from the value at which the security can be sold.

Statements may include positions from unmanaged accounts provided for reporting purposes. Unmanaged accounts are managed directly by the client and are not included in the accounts managed by the investment adviser. This information is provided as a client convenience and the investment adviser assumes no responsibility for performance of these accounts or the accuracy of the data reported.

Investing involves risk. Past performance is no guarantee of future results. Debt and fixed income securities are subject to credit and interest rate risk. The investment return and principal value of an investment will fluctuate so that an investors shares, when redeemed, may be worth more or less than their original cost. Current performance may be lower or higher than the performance data quoted.

Meeder Investment Management is the global brand for the Meeder group of affiliated companies. Investment advisory services are provided through Meeder Public Funds, Inc. Please contact us if you would like to receive a copy of our current ADV disclosure brochure or privacy policy.



M E E D E R
PUBLIC FUNDS



Champaign County Trust and Agency

Monthly Investment Report
June 30, 2024

Your Investment Representative:

Scott Gruber

(614) 923-1152

sgruber@meederinvestment.com

For questions about your account please contact your investment representative or contact publicfundsoperations@meederinvestment.com

Dublin, Ohio | Lansing, Michigan | Long Beach, California | Austin, Texas | 866-633-3371 | www.meederpublicfunds.com

PORTFOLIO SUMMARY

As of June 30, 2024



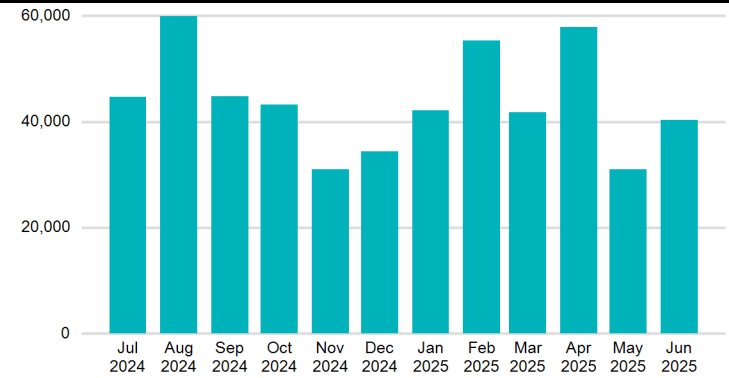
MONTHLY RECONCILIATION

Beginning Book Value	17,846,770.28
Contributions	
Withdrawals	
Prior Month Management Fees	(1,250.40)
Prior Month Custodian Fees	(148.36)
Realized Gains/Losses	15,984.80
Gross Interest Earnings	33,140.80
Ending Book Value	17,894,497.12

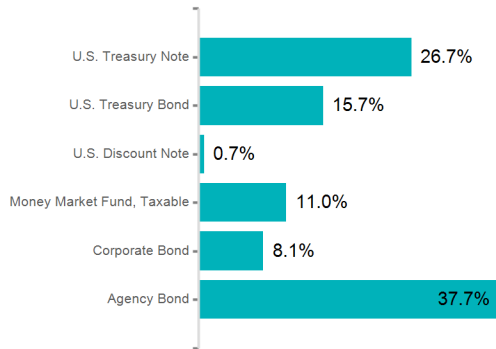
PORTFOLIO CHARACTERISTICS

Portfolio Yield to Maturity	4.25%
Portfolio Effective Duration	1.41 yrs
Weighted Average Maturity	1.49 yrs

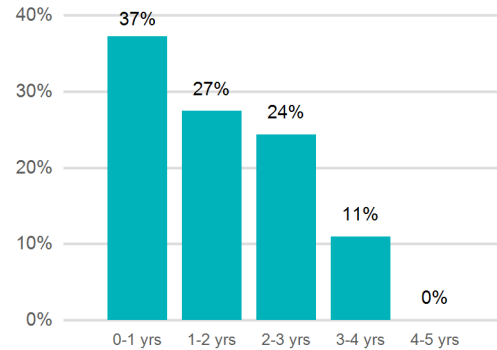
PROJECTED MONTHLY INCOME SCHEDULE



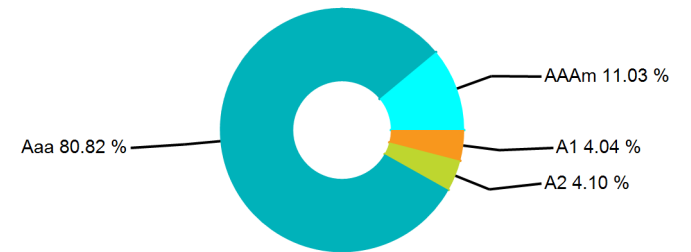
SECTOR ALLOCATION



MATURITY DISTRIBUTION



CREDIT QUALITY



Champaign County Trust and Agency
PROJECTED INCOME SCHEDULE
 As of June 30, 2024



CUSIP	SECURITY DESCRIPTION	Jul 2024	Aug 2024	Sep 2024	Oct 2024	Nov 2024	Dec 2024	Jan 2025	Feb 2025	Mar 2025	Apr 2025	May 2025	Jun 2025
14913R2Z9	Caterpillar Financial Services Corporation 3.650% 08/12/2025		8,213						8,213				
24422EWJ4	John Deere Capital Corporation 4.050% 09/08/2025			7,796						7,796			
3130ALVL5	FHLB 0.910% 12/30/2025			2,048						2,048			
3130ANQB9	FHLB 0.850% 08/26/2026		829						1,463				
3130ANX39	FHLBANKS 0.50% 09/30/2026			488						488			
3130APGQ2	FHLB 0.875% 10/21/2025				1,728						1,728		
3130AQRH8	FHLB 2.000% 02/25/2027		5,750						5,750				
3130AQZL0	FHLB 2.200% 03/04/2027			3,135						3,135			
3130ARGH8	FHLB 3.000% 10/11/2024				5,765								
3130ARMW8	FHLB 2.850% 04/28/2025				4,988						16,961		
3130ASME6	FHLB 3.000% 07/08/2024	15,888											
3130ATUC9	FHLB 4.500% 12/12/2025						7,425						7,425
3130ATUR6	FHLB 4.625% 12/13/2024						5,938						
3130ATVE4	FHLB 4.500% 12/11/2026						4,838						4,838
3130AXFB9	FHLB 5.500% 08/26/2024		5,456										
3130AYQH2	FHLB 4.500% 07/30/2025	7,313						7,313					
313384H28	FHLB 09/24/2024			6,404									
3133EMUP5	FFCB 0.710% 04/01/2025				710						16,010		
3133EN5N6	FFCB 4.000% 01/06/2028	9,000						9,000					
3133EN6N5	FFCB 4.250% 11/20/2024					7,313							
3133EN6V7	FFCB 3.625% 04/26/2027				4,531						4,531		
3133EN7A2	FFCB 3.625% 10/26/2026				7,250						7,250		
3133EN7J3	FFCB 3.875% 02/02/2026		8,719						8,719				

Champaign County Trust and Agency
PROJECTED INCOME SCHEDULE
 As of June 30, 2024



CUSIP	SECURITY DESCRIPTION	Jul 2024	Aug 2024	Sep 2024	Oct 2024	Nov 2024	Dec 2024	Jan 2025	Feb 2025	Mar 2025	Apr 2025	May 2025	Jun 2025
3133ENMH0	FFCB 1.600% 01/27/2026	1,264						1,264					
3133ENPY0	FFCB 1.75% 02/25/2025		744						3,589				
742651DW9	PEFCO 3.250% 06/15/2025						3,088						7,697
89236TKG9	Toyota Motor Credit Corporation 4.400% 09/20/2024			9,305									
90331HPL1	U.S. Bank National Association 2.050% 01/21/2025	3,075						16,401					
9128282R0	UST 2.250% 08/15/2027		3,375						3,375				
9128283F5	UST 2.250% 11/15/2027					3,375						3,375	
9128285C0	UST 3.000% 09/30/2025			4,500						4,500			
9128286F2	UST 2.500% 02/28/2026		3,750						3,750				
9128286L9	UST 2.250% 03/31/2026			3,375						3,375			
9128286S4	UST 2.375% 04/30/2026				3,563						3,563		
9128286X3	UST 2.125% 05/31/2026					3,188						3,188	
9128287B0	UST 1.875% 06/30/2026						3,516						3,516
912828D56	UST 2.375% 08/15/2024		11,335										
912828J27	UST 2.000% 02/15/2025		2,000						10,688				
912828U24	UST 2.000% 11/15/2026					3,000						3,000	
912828X88	UST 2.375% 05/15/2027					4,156						4,156	
912828Y95	UST 1.875% 07/31/2026	2,672						2,672					
912828YQ7	UST 1.625% 10/31/2026				3,047						3,047		
91282CED9	UST 1.750% 03/15/2025			2,494						15,230			
91282CEN7	UST 2.750% 04/30/2027				4,813						4,813		
91282CEQ0	UST 2.750% 05/15/2025					4,125						11,391	
91282CET4	UST 2.625% 05/31/2027					5,906						5,906	

Champaign County Trust and Agency
PROJECTED INCOME SCHEDULE
 As of June 30, 2024



CUSIP	SECURITY DESCRIPTION	Jul 2024	Aug 2024	Sep 2024	Oct 2024	Nov 2024	Dec 2024	Jan 2025	Feb 2025	Mar 2025	Apr 2025	May 2025	Jun 2025
91282CEU1	UST 2.875% 06/15/2025						4,672						11,972
91282CEW7	UST 3.250% 06/30/2027						4,875						4,875
91282CFB2	UST 2.750% 07/31/2027	5,500						5,500					
91282CFE6	UST 3.125% 08/15/2025		5,078						5,078				
91282CFH9	UST 3.125% 08/31/2027		4,688						4,688				
91282CFK2	UST 3.500% 09/15/2025			5,250						5,250			
91282CFQ9	UST 4.375% 10/31/2024				6,805								
TOTAL		44,712	59,936	44,794	43,198	31,063	34,350	42,149	55,311	41,822	57,902	31,016	40,322

POSITION STATEMENT

As of June 30, 2024



CUSIP	Security Description	Trade Date/ Settlement Date	Par Value	Principal Cost/ Purchased Interest	Total Cost	Yield at Cost	Maturity/ Duration	Market Price/ Market Value	Unrealized Gain/ (Loss)	% of Assets	Moody's/ S&P Rating
Cash and Cash Equivalents											
31846V567	First American Funds, Inc.	6/28/2024 6/28/2024	\$1,977,714.03	\$1,977,714.03	\$1,977,714.03	5.19%	0.003 0.003	\$1.00 \$1,977,714.03	\$0.00	11.03%	AAAm
SubTotal			\$1,977,714.03	\$1,977,714.03	\$1,977,714.03	5.19%		\$1,977,714.03	\$0.00	11.03%	
Agency Bond											
3130ASME6	FHLB 3.000% 07/08/2024	10/3/2023 10/4/2023	\$470,000.00	\$461,161.65	\$461,161.65	5.55%	0.027 0.029	\$99.92 \$469,624.00	\$8,462.35	2.62%	Aaa AA+
3130AXFB9	FHLB 5.500% 08/26/2024	10/30/2023 10/31/2023	\$200,000.00	\$200,043.80	\$200,043.80	5.47%	0.162 0.159	\$99.98 \$199,962.00	(\$81.80)	1.12%	Aaa AA+
3130ARGH8	FHLB 3.000% 10/11/2024	10/16/2023 10/17/2023	\$150,000.00	\$146,485.50	\$146,485.50	5.48%	0.288 0.282	\$99.26 \$148,887.00	\$2,401.50	0.83%	Aaa AA+
3133EN6N5	FFCB 4.250% 11/20/2024	1/25/2023 1/26/2023	\$320,000.00	\$319,486.72	\$319,486.72	4.35%	0.397 0.388	\$99.49 \$318,374.40	(\$1,112.32)	1.78%	Aaa AA+
3130ATUR6	FHLB 4.625% 12/13/2024	1/25/2023 1/26/2023	\$320,000.00	\$321,462.30	\$321,462.30	4.36%	0.460 0.450	\$99.65 \$318,873.60	(\$2,588.70)	1.78%	Aaa AA+
3133ENPY0	FFCB 1.75% 02/25/2025	12/28/2023 12/29/2023	\$85,000.00	\$82,155.05	\$82,155.05	4.76%	0.663 0.643	\$97.73 \$83,069.65	\$914.60	0.46%	Aaa AA+
3133EMUP5	FFCB 0.710% 04/01/2025	1/23/2023 1/24/2023	\$200,000.00	\$184,700.00	\$184,700.00	4.42%	0.759 0.739	\$96.56 \$193,116.00	\$8,416.00	1.08%	Aaa AA+
3130ARMW8	FHLB 2.850% 04/28/2025	1/30/2023 1/31/2023	\$350,000.00	\$338,026.50	\$338,026.50	4.47%	0.833 0.806	\$98.11 \$343,392.00	\$5,365.50	1.92%	Aaa AA+
742651DW9	PEFCO 3.250% 06/15/2025	1/20/2023 1/23/2023	\$190,000.00	\$185,390.60	\$185,390.60	4.33%	0.964 0.932	\$97.76 \$185,736.40	\$345.80	1.04%	Aaa AA+
3130AYQH2	FHLB 4.500% 07/30/2025	1/26/2024 1/30/2024	\$325,000.00	\$324,836.53	\$324,836.53	4.54%	1.088 1.031	\$99.64 \$323,813.75	(\$1,022.78)	1.81%	Aaa AA+
3130APGQ2	FHLB 0.875% 10/21/2025	1/30/2023 1/31/2023	\$395,000.00	\$360,342.70	\$360,342.70	4.33%	1.315 1.277	\$94.80 \$374,475.80	\$14,133.10	2.09%	Aaa AA+
3130ATUC9	FHLB 4.500% 12/12/2025	1/24/2023 1/25/2023	\$330,000.00	\$334,765.20	\$334,765.20	3.96%	1.458 1.392	\$99.45 \$328,191.60	(\$6,573.60)	1.83%	Aaa AA+
3130ALVL5	FHLB 0.910% 12/30/2025	1/23/2023 1/24/2023	\$450,000.00	\$409,248.00	\$409,248.00	4.22%	1.507 1.461	\$94.14 \$423,616.50	\$14,368.50	2.36%	Aaa AA+
3133ENMH0	FFCB 1.600% 01/27/2026	1/23/2023 1/24/2023	\$158,000.00	\$146,086.80	\$146,086.80	4.30%	1.584 1.520	\$95.02 \$150,130.02	\$4,043.22	0.84%	Aaa AA+

POSITION STATEMENT

As of June 30, 2024



CUSIP	Security Description	Trade Date/ Settlement Date	Par Value	Principal Cost/ Purchased Interest	Total Cost	Yield at Cost	Maturity/ Duration	Market Price/ Market Value	Unrealized Gain/ (Loss)	% of Assets	Moody's/ S&P Rating
3133EN7J3	FFCB 3.875% 02/02/2026	1/24/2023 2/2/2023	\$450,000.00	\$448,712.10	\$448,712.10	3.98%	1.600 1.507	\$98.47 \$443,101.50	(\$5,610.60)	2.47%	Aaa AA+
3130ANQB9	FHLB 0.850% 08/26/2026	1/30/2023 1/31/2023	\$195,000.00	\$176,215.65	\$176,215.65	4.26%	2.162 2.068	\$93.54 \$182,410.80	\$6,195.15	1.02%	Aaa AA+
3130ANX39	FHLBANKS 0.50% 09/30/2026	1/30/2023 1/31/2023	\$195,000.00	\$174,950.10	\$174,950.10	4.24%	2.258 2.172	\$92.81 \$180,977.55	\$6,027.45	1.01%	Aaa AA+
3133EN7A2	FFCB 3.625% 10/26/2026	1/20/2023 1/26/2023	\$400,000.00	\$397,864.00	\$397,864.00	3.78%	2.329 2.189	\$97.67 \$390,660.00	(\$7,204.00)	2.18%	Aaa AA+
3130ATVE4	FHLB 4.500% 12/11/2026	1/30/2023 1/31/2023	\$215,000.00	\$219,549.40	\$219,549.40	3.90%	2.455 2.293	\$99.59 \$214,127.10	(\$5,422.30)	1.19%	Aaa AA+
3130AQRH8	FHLB 2.000% 02/25/2027	1/25/2023 1/26/2023	\$575,000.00	\$531,771.50	\$531,771.50	4.02%	2.663 2.479	\$93.43 \$537,199.50	\$5,428.00	3.00%	Aaa AA+
3130AQZL0	FHLB 2.200% 03/04/2027	1/30/2023 1/31/2023	\$285,000.00	\$264,589.73	\$264,589.73	4.12%	2.682 2.472	\$93.72 \$267,090.60	\$2,500.87	1.49%	Aaa AA+
3133EN6V7	FFCB 3.625% 04/26/2027	1/20/2023 1/26/2023	\$250,000.00	\$249,200.00	\$249,200.00	3.71%	2.827 2.633	\$97.48 \$243,695.00	(\$5,505.00)	1.36%	Aaa AA+
3133EN5N6	FFCB 4.000% 01/06/2028	1/26/2023 1/30/2023	\$450,000.00	\$457,229.70	\$457,229.70	3.64%	3.526 3.184	\$98.28 \$442,264.50	(\$14,965.20)	2.47%	Aaa AA+
SubTotal			\$6,958,000.00	\$6,734,273.53	\$6,734,273.53	4.31%		\$6,762,789.27	\$28,515.74	37.73%	

Corporate Bond											
89236TKG9	Toyota Motor Credit Corporation 4.400% 09/20/2024	1/30/2023 2/1/2023	\$345,000.00	\$343,285.35	\$343,285.35	4.72%	0.230 0.226	\$99.69 \$343,937.40	\$652.05	1.92%	A1 A+
90331HPL1	U.S. Bank National Association 2.050% 01/21/2025	1/30/2023 2/1/2023	\$300,000.00	\$286,674.00	\$286,674.00	4.43%	0.567 0.548	\$97.98 \$293,925.00	\$7,251.00	1.64%	A2 A+
14913R2Z9	Caterpillar Financial Services Corporation 3.650% 08/12/2025	1/30/2023 2/1/2023	\$450,000.00	\$441,000.00	\$441,000.00	4.49%	1.123 1.069	\$98.20 \$441,886.50	\$886.50	2.47%	A2 A
24422EWJ4	John Deere Capital Corporation 4.050% 09/08/2025	1/30/2023 2/1/2023	\$385,000.00	\$381,257.80	\$381,257.80	4.45%	1.197 1.139	\$98.65 \$379,817.90	(\$1,439.90)	2.12%	A1 A
SubTotal			\$1,480,000.00	\$1,452,217.15	\$1,452,217.15	4.54%		\$1,459,566.80	\$7,349.65	8.14%	

POSITION STATEMENT

As of June 30, 2024



CUSIP	Security Description	Trade Date/ Settlement Date	Par Value	Principal Cost/ Purchased Interest	Total Cost	Yield at Cost	Maturity/ Duration	Market Price/ Market Value	Unrealized Gain/ (Loss)	% of Assets	Moody's/ S&P Rating
U.S. Discount Note											
313384H28	FHLB 09/24/2024	10/30/2023 10/30/2023	\$135,000.00	\$128,595.94	\$128,595.94	5.43%	0.241 0.237	\$98.71 \$133,262.55	\$4,666.61	0.74%	Aaa AA+
SubTotal			\$135,000.00	\$128,595.94	\$128,595.94	5.43%		\$133,262.55	\$4,666.61	0.74%	
U.S. Treasury Bond											
912828D56	UST 2.375% 08/15/2024	1/24/2023 1/25/2023	\$265,000.00	\$256,811.91	\$256,811.91	4.45%	0.132 0.130	\$99.60 \$263,947.95	\$7,136.04	1.47%	Aaa AA+
912828J27	UST 2.000% 02/15/2025	1/30/2023 1/31/2023	\$200,000.00	\$191,312.50	\$191,312.50	4.24%	0.636 0.630	\$97.98 \$195,964.80	\$4,652.30	1.09%	Aaa AA+
91282CEQ0	UST 2.750% 05/15/2025	12/28/2023 12/29/2023	\$300,000.00	\$292,734.38	\$292,734.38	4.58%	0.879 0.852	\$97.93 \$293,790.00	\$1,055.62	1.64%	Aaa AA+
9128286F2	UST 2.500% 02/28/2026	1/23/2023 1/24/2023	\$300,000.00	\$288,011.72	\$288,011.72	3.88%	1.671 1.595	\$96.26 \$288,774.00	\$762.28	1.61%	Aaa AA+
9128286L9	UST 2.250% 03/31/2026	1/23/2023 1/24/2023	\$300,000.00	\$285,925.78	\$285,925.78	3.83%	1.756 1.682	\$95.71 \$287,133.00	\$1,207.22	1.60%	Aaa AA+
9128286S4	UST 2.375% 04/30/2026	1/23/2023 1/24/2023	\$300,000.00	\$286,816.41	\$286,816.41	3.82%	1.838 1.760	\$95.78 \$287,331.00	\$514.59	1.60%	Aaa AA+
9128286X3	UST 2.125% 05/31/2026	1/20/2023 1/23/2023	\$300,000.00	\$284,753.91	\$284,753.91	3.75%	1.923 1.847	\$95.20 \$285,597.00	\$843.09	1.59%	Aaa AA+
9128287B0	UST 1.875% 06/30/2026	1/23/2023 1/24/2023	\$375,000.00	\$352,280.27	\$352,280.27	3.77%	2.005 1.913	\$94.59 \$354,712.50	\$2,432.23	1.98%	Aaa AA+
912828Y95	UST 1.875% 07/31/2026	1/30/2023 1/31/2023	\$285,000.00	\$266,831.25	\$266,831.25	3.84%	2.090 1.995	\$94.41 \$269,079.90	\$2,248.65	1.50%	Aaa AA+
9128283F5	UST 2.250% 11/15/2027	1/20/2023 1/23/2023	\$300,000.00	\$282,398.44	\$282,398.44	3.59%	3.384 3.189	\$93.09 \$279,282.00	(\$3,116.44)	1.56%	Aaa AA+
SubTotal			\$2,925,000.00	\$2,787,876.57	\$2,787,876.57	3.96%		\$2,805,612.15	\$17,735.58	15.65%	
U.S. Treasury Note											
91282CFQ9	UST 4.375% 10/31/2024	1/24/2023 1/25/2023	\$325,000.00	\$325,304.68	\$325,304.68	4.32%	0.342 0.335	\$99.66 \$323,882.00	(\$1,422.68)	1.81%	Aaa AA+
91282CED9	UST 1.750% 03/15/2025	1/30/2023 1/31/2023	\$200,000.00	\$190,171.88	\$190,171.88	4.20%	0.712 0.692	\$97.57 \$195,138.00	\$4,966.12	1.09%	Aaa AA+

POSITION STATEMENT

As of June 30, 2024



CUSIP	Security Description	Trade Date/ Settlement Date	Par Value	Principal Cost/ Purchased Interest	Total Cost	Yield at Cost	Maturity/ Duration	Market Price/ Market Value	Unrealized Gain/ (Loss)	% of Assets	Moody's/ S&P Rating
91282CED9	UST 1.750% 03/15/2025	12/28/2023 12/29/2023	\$85,000.00	\$82,091.40	\$82,091.40	4.69%	0.712 0.692	\$97.57 \$82,933.65	\$842.25	0.46%	Aaa AA+
91282CEU1	UST 2.875% 06/15/2025	1/26/2024 1/30/2024	\$325,000.00	\$317,700.20	\$317,700.20	4.58%	0.964 0.935	\$97.88 \$318,093.75	\$393.55	1.77%	Aaa AA+
91282CFE6	UST 3.125% 08/15/2025	1/20/2023 1/23/2023	\$325,000.00	\$318,525.39	\$318,525.39	3.95%	1.132 1.082	\$97.90 \$318,168.50	(\$356.89)	1.77%	Aaa AA+
91282CFK2	UST 3.500% 09/15/2025	1/20/2023 1/23/2023	\$300,000.00	\$296,882.81	\$296,882.81	3.92%	1.216 1.163	\$98.18 \$294,552.00	(\$2,330.81)	1.64%	Aaa AA+
9128285C0	UST 3.000% 09/30/2025	1/20/2023 1/23/2023	\$300,000.00	\$293,074.22	\$293,074.22	3.91%	1.258 1.206	\$97.55 \$292,653.00	(\$421.22)	1.63%	Aaa AA+
912828YQ7	UST 1.625% 10/31/2026	1/23/2023 1/24/2023	\$375,000.00	\$347,153.31	\$347,153.31	3.76%	2.342 2.248	\$93.39 \$350,216.25	\$3,062.94	1.95%	Aaa AA+
912828U24	UST 2.000% 11/15/2026	1/20/2023 1/23/2023	\$300,000.00	\$282,128.91	\$282,128.91	3.69%	2.384 2.279	\$94.10 \$282,306.00	\$177.09	1.57%	Aaa AA+
91282CEN7	UST 2.750% 04/30/2027	1/20/2023 1/23/2023	\$350,000.00	\$337,791.01	\$337,791.01	3.64%	2.838 2.673	\$95.31 \$333,581.50	(\$4,209.51)	1.86%	Aaa AA+
912828X88	UST 2.375% 05/15/2027	1/20/2023 1/23/2023	\$350,000.00	\$332,527.34	\$332,527.34	3.64%	2.879 2.726	\$94.22 \$329,780.50	(\$2,746.84)	1.84%	Aaa AA+
91282CET4	UST 2.625% 05/31/2027	1/20/2023 1/23/2023	\$450,000.00	\$432,000.00	\$432,000.00	3.63%	2.923 2.760	\$94.86 \$426,883.50	(\$5,116.50)	2.38%	Aaa AA+
91282CEW7	UST 3.250% 06/30/2027	1/20/2023 1/23/2023	\$300,000.00	\$295,417.97	\$295,417.97	3.63%	3.005 2.774	\$96.54 \$289,629.00	(\$5,788.97)	1.62%	Aaa AA+
91282CFB2	UST 2.750% 07/31/2027	1/20/2023 1/23/2023	\$400,000.00	\$385,796.87	\$385,796.87	3.61%	3.090 2.879	\$95.00 \$380,000.00	(\$5,796.87)	2.12%	Aaa AA+
9128282R0	UST 2.250% 08/15/2027	1/20/2023 1/23/2023	\$300,000.00	\$283,136.72	\$283,136.72	3.60%	3.132 2.943	\$93.49 \$280,464.00	(\$2,672.72)	1.56%	Aaa AA+
91282CFH9	UST 3.125% 08/31/2027	1/20/2023 1/23/2023	\$300,000.00	\$294,117.19	\$294,117.19	3.59%	3.175 2.945	\$96.00 \$288,000.00	(\$6,117.19)	1.61%	Aaa AA+
SubTotal			\$4,985,000.00	\$4,813,819.90	\$4,813,819.90	3.84%		\$4,786,281.65	(\$27,538.25)	26.70%	
Grand Total			\$18,460,714.03	\$17,894,497.12	\$17,894,497.12	4.25%		\$17,925,226.45	\$30,729.33	100.00%	

TRANSACTION STATEMENT

As of June 30, 2024



Transaction Type	Trade Date	Settlement Date	CUSIP	Security Description	Par Value	Principal Cost	Total Proceeds	Realized Gain/Loss
Maturity								
Maturity	6/28/2024	6/28/2024	3134GXJJ4	FMCC 0.320% 06/28/2024	265,000.00	249,015.20	265,000.00	15,984.80
Total					265,000.00	249,015.20	265,000.00	15,984.80

Transaction Type	Payment Date	Settlement Date	CUSIP	Security Description	Interest Received
Interest/Dividends					
Interest/Dividends	6/3/2024	6/3/2024	31846V567	First American Funds, Inc.	5,294.92
Interest/Dividends	6/11/2024	6/11/2024	3130ATVE4	FHLB 4.500% 12/11/2026	4,837.50
Interest/Dividends	6/12/2024	6/12/2024	3130ATUC9	FHLB 4.500% 12/12/2025	7,425.00
Interest/Dividends	6/13/2024	6/13/2024	3130ATUR6	FHLB 4.625% 12/13/2024	7,400.00
Interest/Dividends	6/17/2024	6/17/2024	742651DW9	PEFCO 3.250% 06/15/2025	3,087.50
Interest/Dividends	6/17/2024	6/17/2024	91282CEU1	UST 2.875% 06/15/2025	4,671.88
Interest/Dividends	6/28/2024	6/28/2024	3134GXJJ4	FMCC 0.320% 06/28/2024	424.00
Total					33,140.80

TRANSACTION STATEMENT

As of June 30, 2024



Transaction Type	Trade Date	Settlement Date	Transaction Description	Amount
Custodian Fee				
Custodian Fee	6/25/2024	6/25/2024	Cash Out	(148.36)
Total				(148.36)
Management Fee				
Management Fee	6/24/2024	6/24/2024	Cash Out	(1,250.40)
Total				(1,250.40)

STATEMENT DISCLOSURE

As of June 30, 2024



Meeder provides monthly statements for its investment management clients to provide information about the investment portfolio. The information should not be used for audit or confirmation purposes. Please review your custodial statements and report any inaccuracies or discrepancies.

Certain information and data has been supplied by unaffiliated third parties. Although Meeder believes the information is reliable, it cannot warrant the accuracy of information offered by third parties. Market value may reflect prices received from pricing vendors when current market quotations are not available. Prices may not reflect firm bids or offers and may differ from the value at which the security can be sold.

Statements may include positions from unmanaged accounts provided for reporting purposes. Unmanaged accounts are managed directly by the client and are not included in the accounts managed by the investment adviser. This information is provided as a client convenience and the investment adviser assumes no responsibility for performance of these accounts or the accuracy of the data reported.

Investing involves risk. Past performance is no guarantee of future results. Debt and fixed income securities are subject to credit and interest rate risk. The investment return and principal value of an investment will fluctuate so that an investors shares, when redeemed, may be worth more or less than their original cost. Current performance may be lower or higher than the performance data quoted.

Meeder Investment Management is the global brand for the Meeder group of affiliated companies. Investment advisory services are provided through Meeder Public Funds, Inc. Please contact us if you would like to receive a copy of our current ADV disclosure brochure or privacy policy.



M E E D E R
PUBLIC FUNDS



Champaign County Combined Highway

Monthly Investment Report
June 30, 2024

Your Investment Representative:

Scott Gruber

(614) 923-1152

sgruber@meederinvestment.com

For questions about your account please contact your investment representative or contact publicfundsoperations@meederinvestment.com

Dublin, Ohio | Lansing, Michigan | Long Beach, California | Austin, Texas | 866-633-3371 | www.meederpublicfunds.com

PORTFOLIO SUMMARY

As of June 30, 2024



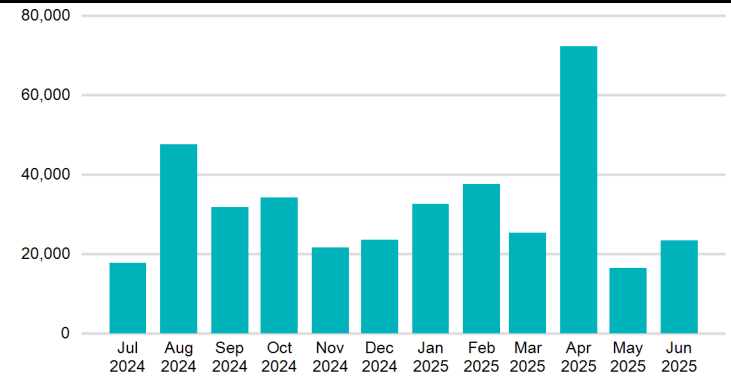
MONTHLY RECONCILIATION

Beginning Book Value	13,751,533.60
Contributions	
Withdrawals	
Prior Month Management Fees	(962.90)
Prior Month Custodian Fees	(114.24)
Realized Gains/Losses	14,175.20
Gross Interest Earnings	22,309.15
Ending Book Value	13,786,940.81

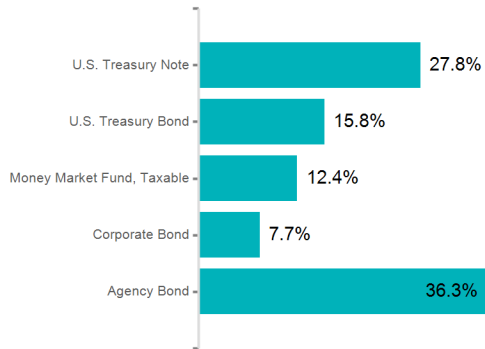
PORTFOLIO CHARACTERISTICS

Portfolio Yield to Maturity	4.13%
Portfolio Effective Duration	1.56 yrs
Weighted Average Maturity	1.65 yrs

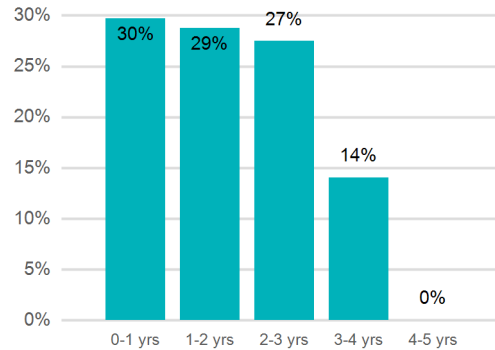
PROJECTED MONTHLY INCOME SCHEDULE



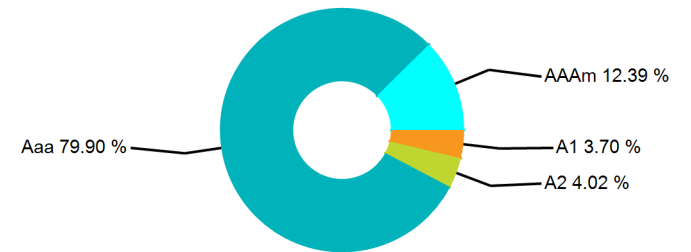
SECTOR ALLOCATION



MATURITY DISTRIBUTION



CREDIT QUALITY



Champaign County Combined Highway
PROJECTED INCOME SCHEDULE
 As of June 30, 2024



CUSIP	SECURITY DESCRIPTION	Jul 2024	Aug 2024	Sep 2024	Oct 2024	Nov 2024	Dec 2024	Jan 2025	Feb 2025	Mar 2025	Apr 2025	May 2025	Jun 2025
14913R2Z9	Caterpillar Financial Services Corporation 3.650% 08/12/2025		5,749						5,749				
24422EWJ4	John Deere Capital Corporation 4.050% 09/08/2025			5,569						5,569			
3130ALVL5	FHLB 0.910% 12/30/2025			1,433						1,433			
3130ANQB9	FHLB 0.850% 08/26/2026		744						1,313				
3130ANX39	FHLBANKS 0.50% 09/30/2026			438						438			
3130ANYR5	FHLB 0.950% 09/30/2026			238						238			
3130APGQ2	FHLB 0.875% 10/21/2025				1,553						1,553		
3130AQRH8	FHLB 2.000% 02/25/2027		4,050						4,050				
3130AQZL0	FHLB 2.200% 03/04/2027			3,630						3,630			
3130ARMW8	FHLB 2.850% 04/28/2025				5,914						20,111		
3130ATUC9	FHLB 4.500% 12/12/2025						5,063						5,063
3130ATUR6	FHLB 4.625% 12/13/2024						4,175						
3130ATVE4	FHLB 4.500% 12/11/2026						4,500						4,500
3133EMNF5	FFCB 0.375% 01/15/2025	98						3,949					
3133EMUP5	FFCB 0.710% 04/01/2025				1,331						30,019		
3133EN5N6	FFCB 4.000% 01/06/2028	6,300						6,300					
3133EN6N5	FFCB 4.250% 11/20/2024					5,142							
3133EN6V7	FFCB 3.625% 04/26/2027				6,797						6,797		
3133EN7A2	FFCB 3.625% 10/26/2026				5,438						5,438		
3133EN7J3	FFCB 3.875% 02/02/2026		6,103						6,103				
3133ENMH0	FFCB 1.600% 01/27/2026	1,480						1,480					
742651DW9	PEFCO 3.250% 06/15/2025						2,763						6,887

Champaign County Combined Highway
PROJECTED INCOME SCHEDULE
 As of June 30, 2024



CUSIP	SECURITY DESCRIPTION	Jul 2024	Aug 2024	Sep 2024	Oct 2024	Nov 2024	Dec 2024	Jan 2025	Feb 2025	Mar 2025	Apr 2025	May 2025	Jun 2025
89236TKG9	Toyota Motor Credit Corporation 4.400% 09/20/2024			6,473									
90331HPL1	U.S. Bank National Association 2.050% 01/21/2025	2,563						13,668					
9128282R0	UST 2.250% 08/15/2027		4,500						4,500				
9128283F5	UST 2.250% 11/15/2027					3,375						3,375	
9128285C0	UST 3.000% 09/30/2025			4,500						4,500			
9128286F2	UST 2.500% 02/28/2026		4,063						4,063				
9128286L9	UST 2.250% 03/31/2026			3,656						3,656			
9128286S4	UST 2.375% 04/30/2026				2,969						2,969		
9128286X3	UST 2.125% 05/31/2026					2,656						2,656	
9128287B0	UST 1.875% 06/30/2026						2,344						2,344
912828D56	UST 2.375% 08/15/2024		10,693										
912828U24	UST 2.000% 11/15/2026					3,500						3,500	
912828X88	UST 2.375% 05/15/2027					2,969						2,969	
912828Y95	UST 1.875% 07/31/2026	3,141						3,141					
912828YQ7	UST 1.625% 10/31/2026				2,031						2,031		
91282CEN7	UST 2.750% 04/30/2027				3,438						3,438		
91282CET4	UST 2.625% 05/31/2027					3,938						3,938	
91282CEW7	UST 3.250% 06/30/2027						4,713						4,713
91282CFB2	UST 2.750% 07/31/2027	4,125						4,125					
91282CFE6	UST 3.125% 08/15/2025		5,078						5,078				
91282CFH9	UST 3.125% 08/31/2027		6,719						6,719				
91282CFK2	UST 3.500% 09/15/2025			5,950						5,950			
91282CFQ9	UST 4.375% 10/31/2024				4,711								
TOTAL		17,706	47,698	31,886	34,181	21,580	23,556	32,662	37,574	25,413	72,355	16,438	23,505

Champaign County Combined Highway

POSITION STATEMENT

As of June 30, 2024



CUSIP	Security Description	Trade Date/ Settlement Date	Par Value	Principal Cost/ Purchased Interest	Total Cost	Yield at Cost	Maturity/ Duration	Market Price/ Market Value	Unrealized Gain/ (Loss)	% of Assets	Moody's/ S&P Rating
Cash and Cash Equivalents											
31846V567	First American Funds, Inc.	6/28/2024 6/28/2024	\$1,709,874.97	\$1,709,874.97	\$1,709,874.97	5.19%	0.003 0.003	\$1.00 \$1,709,874.97	\$0.00	12.39%	AAAm
SubTotal			\$1,709,874.97	\$1,709,874.97	\$1,709,874.97	5.19%		\$1,709,874.97	\$0.00	12.39%	
Agency Bond											
3133EN6N5	FFCB 4.250% 11/20/2024	1/25/2023 1/26/2023	\$225,000.00	\$224,639.10	\$224,639.10	4.35%	0.397 0.388	\$99.49 \$223,857.00	(\$782.10)	1.62%	Aaa AA+
3130ATUR6	FHLB 4.625% 12/13/2024	1/25/2023 1/26/2023	\$225,000.00	\$226,028.18	\$226,028.18	4.36%	0.460 0.450	\$99.65 \$224,208.00	(\$1,820.18)	1.62%	Aaa AA+
3133EMNF5	FFCB 0.375% 01/15/2025	1/25/2023 1/26/2023	\$52,000.00	\$48,148.88	\$48,148.88	4.37%	0.551 0.538	\$97.44 \$50,666.72	\$2,517.84	0.37%	Aaa AA+
3133EMUP5	FFCB 0.710% 04/01/2025	1/23/2023 1/24/2023	\$375,000.00	\$346,312.50	\$346,312.50	4.42%	0.759 0.739	\$96.56 \$362,092.50	\$15,780.00	2.62%	Aaa AA+
3130ARMW8	FHLB 2.850% 04/28/2025	1/30/2023 1/31/2023	\$415,000.00	\$400,802.85	\$400,802.85	4.47%	0.833 0.806	\$98.11 \$407,164.80	\$6,361.95	2.95%	Aaa AA+
742651DW9	PEFCO 3.250% 06/15/2025	1/20/2023 1/23/2023	\$170,000.00	\$165,875.80	\$165,875.80	4.33%	0.964 0.932	\$97.76 \$166,185.20	\$309.40	1.20%	Aaa AA+
3130APGQ2	FHLB 0.875% 10/21/2025	1/30/2023 1/31/2023	\$355,000.00	\$323,852.30	\$323,852.30	4.33%	1.315 1.277	\$94.80 \$336,554.20	\$12,701.90	2.44%	Aaa AA+
3130ATUC9	FHLB 4.500% 12/12/2025	1/24/2023 1/25/2023	\$225,000.00	\$228,249.00	\$228,249.00	3.96%	1.458 1.392	\$99.45 \$223,767.00	(\$4,482.00)	1.62%	Aaa AA+
3130ALVL5	FHLB 0.910% 12/30/2025	1/23/2023 1/24/2023	\$315,000.00	\$286,473.60	\$286,473.60	4.22%	1.507 1.461	\$94.14 \$296,531.55	\$10,057.95	2.15%	Aaa AA+
3133ENMH0	FFCB 1.600% 01/27/2026	1/23/2023 1/24/2023	\$185,000.00	\$171,051.00	\$171,051.00	4.30%	1.584 1.520	\$95.02 \$175,785.15	\$4,734.15	1.27%	Aaa AA+
3133EN7J3	FFCB 3.875% 02/02/2026	1/24/2023 2/2/2023	\$315,000.00	\$314,098.47	\$314,098.47	3.98%	1.600 1.507	\$98.47 \$310,171.05	(\$3,927.42)	2.25%	Aaa AA+
3130ANQB9	FHLB 0.850% 08/26/2026	1/30/2023 1/31/2023	\$175,000.00	\$158,142.25	\$158,142.25	4.26%	2.162 2.068	\$93.54 \$163,702.00	\$5,559.75	1.19%	Aaa AA+
3130ANX39	FHLBANKS 0.50% 09/30/2026	1/30/2023 1/31/2023	\$175,000.00	\$157,006.50	\$157,006.50	4.24%	2.258 2.172	\$92.81 \$162,415.75	\$5,409.25	1.18%	Aaa AA+
3130ANYR5	FHLB 0.950% 09/30/2026	1/30/2023 1/31/2023	\$50,000.00	\$44,336.50	\$44,336.50	4.14%	2.258 2.177	\$91.79 \$45,893.00	\$1,556.50	0.33%	Aaa AA+

Champaign County Combined Highway

POSITION STATEMENT

As of June 30, 2024



CUSIP	Security Description	Trade Date/ Settlement Date	Par Value	Principal Cost/ Purchased Interest	Total Cost	Yield at Cost	Maturity/ Duration	Market Price/ Market Value	Unrealized Gain/ (Loss)	% of Assets	Moody's/ S&P Rating
3133EN7A2	FFCB 3.625% 10/26/2026	1/20/2023 1/26/2023	\$300,000.00	\$298,398.00	\$298,398.00	3.78%	2.329 2.189	\$97.67 \$292,995.00	(\$5,403.00)	2.12%	Aaa AA+
3130ATVE4	FHLB 4.500% 12/11/2026	1/30/2023 1/31/2023	\$200,000.00	\$204,232.00	\$204,232.00	3.90%	2.455 2.293	\$99.59 \$199,188.00	(\$5,044.00)	1.44%	Aaa AA+
3130AQRH8	FHLB 2.000% 02/25/2027	1/25/2023 1/26/2023	\$405,000.00	\$374,552.10	\$374,552.10	4.02%	2.663 2.479	\$93.43 \$378,375.30	\$3,823.20	2.74%	Aaa AA+
3130AQZL0	FHLB 2.200% 03/04/2027	1/30/2023 1/31/2023	\$330,000.00	\$306,367.05	\$306,367.05	4.12%	2.682 2.472	\$93.72 \$309,262.80	\$2,895.75	2.24%	Aaa AA+
3133EN6V7	FFCB 3.625% 04/26/2027	1/20/2023 1/26/2023	\$375,000.00	\$373,800.00	\$373,800.00	3.71%	2.827 2.633	\$97.48 \$365,542.50	(\$8,257.50)	2.65%	Aaa AA+
3133EN5N6	FFCB 4.000% 01/06/2028	1/26/2023 1/30/2023	\$315,000.00	\$320,060.79	\$320,060.79	3.64%	3.526 3.184	\$98.28 \$309,585.15	(\$10,475.64)	2.24%	Aaa AA+
SubTotal			\$5,182,000.00	\$4,972,426.87	\$4,972,426.87	4.11%		\$5,003,942.67	\$31,515.80	36.25%	

Corporate Bond

89236TKG9	Toyota Motor Credit Corporation 4.400% 09/20/2024	1/30/2023 2/1/2023	\$240,000.00	\$238,807.20	\$238,807.20	4.72%	0.230 0.226	\$99.69 \$239,260.80	\$453.60	1.73%	A1 A+
90331HPL1	U.S. Bank National Association 2.050% 01/21/2025	1/30/2023 2/1/2023	\$250,000.00	\$238,895.00	\$238,895.00	4.43%	0.567 0.548	\$97.98 \$244,937.50	\$6,042.50	1.77%	A2 A+
14913R2Z9	Caterpillar Financial Services Corporation 3.650% 08/12/2025	1/30/2023 2/1/2023	\$315,000.00	\$308,700.00	\$308,700.00	4.49%	1.123 1.069	\$98.20 \$309,320.55	\$620.55	2.24%	A2 A
24422EWJ4	John Deere Capital Corporation 4.050% 09/08/2025	1/30/2023 2/1/2023	\$275,000.00	\$272,327.00	\$272,327.00	4.45%	1.197 1.139	\$98.65 \$271,298.50	(\$1,028.50)	1.97%	A1 A
SubTotal			\$1,080,000.00	\$1,058,729.20	\$1,058,729.20	4.52%		\$1,064,817.35	\$6,088.15	7.71%	

U.S. Treasury Bond

912828D56	UST 2.375% 08/15/2024	1/24/2023 1/25/2023	\$250,000.00	\$242,275.39	\$242,275.39	4.45%	0.132 0.130	\$99.60 \$249,007.50	\$6,732.11	1.80%	Aaa AA+
9128286F2	UST 2.500% 02/28/2026	1/23/2023 1/24/2023	\$325,000.00	\$312,012.70	\$312,012.70	3.88%	1.671 1.595	\$96.26 \$312,838.50	\$825.80	2.27%	Aaa AA+
9128286L9	UST 2.250% 03/31/2026	1/23/2023 1/24/2023	\$325,000.00	\$309,752.93	\$309,752.93	3.83%	1.756 1.682	\$95.71 \$311,060.75	\$1,307.82	2.25%	Aaa AA+

Champaign County Combined Highway
POSITION STATEMENT
 As of June 30, 2024



CUSIP	Security Description	Trade Date/ Settlement Date	Par Value	Principal Cost/ Purchased Interest	Total Cost	Yield at Cost	Maturity/ Duration	Market Price/ Market Value	Unrealized Gain/ (Loss)	% of Assets	Moody's/ S&P Rating
9128286S4	UST 2.375% 04/30/2026	1/23/2023 1/24/2023	\$250,000.00	\$239,013.67	\$239,013.67	3.82%	1.838 1.760	\$95.78 \$239,442.50	\$428.83	1.73%	Aaa AA+
9128286X3	UST 2.125% 05/31/2026	1/20/2023 1/23/2023	\$250,000.00	\$237,294.92	\$237,294.92	3.75%	1.923 1.847	\$95.20 \$237,997.50	\$702.58	1.72%	Aaa AA+
9128287B0	UST 1.875% 06/30/2026	1/23/2023 1/24/2023	\$250,000.00	\$234,853.52	\$234,853.52	3.77%	2.005 1.913	\$94.59 \$236,475.00	\$1,621.48	1.71%	Aaa AA+
912828Y95	UST 1.875% 07/31/2026	1/30/2023 1/31/2023	\$335,000.00	\$313,643.75	\$313,643.75	3.84%	2.090 1.995	\$94.41 \$316,286.90	\$2,643.15	2.29%	Aaa AA+
9128283F5	UST 2.250% 11/15/2027	1/20/2023 1/23/2023	\$300,000.00	\$282,398.44	\$282,398.44	3.59%	3.384 3.189	\$93.09 \$279,282.00	(\$3,116.44)	2.02%	Aaa AA+
SubTotal			\$2,285,000.00	\$2,171,245.32	\$2,171,245.32	3.86%		\$2,182,390.65	\$11,145.33	15.81%	

U.S. Treasury Note

91282CFQ9	UST 4.375% 10/31/2024	1/24/2023 1/25/2023	\$225,000.00	\$225,210.94	\$225,210.94	4.32%	0.342 0.335	\$99.66 \$224,226.00	(\$984.94)	1.62%	Aaa AA+
91282CFE6	UST 3.125% 08/15/2025	1/20/2023 1/23/2023	\$325,000.00	\$318,525.39	\$318,525.39	3.95%	1.132 1.082	\$97.90 \$318,168.50	(\$356.89)	2.31%	Aaa AA+
91282CFK2	UST 3.500% 09/15/2025	1/20/2023 1/23/2023	\$340,000.00	\$336,467.19	\$336,467.19	3.92%	1.216 1.163	\$98.18 \$333,825.60	(\$2,641.59)	2.42%	Aaa AA+
9128285C0	UST 3.000% 09/30/2025	1/20/2023 1/23/2023	\$300,000.00	\$293,074.22	\$293,074.22	3.91%	1.258 1.206	\$97.55 \$292,653.00	(\$421.22)	2.12%	Aaa AA+
912828YQ7	UST 1.625% 10/31/2026	1/23/2023 1/24/2023	\$250,000.00	\$231,435.55	\$231,435.55	3.76%	2.342 2.248	\$93.39 \$233,477.50	\$2,041.95	1.69%	Aaa AA+
912828U24	UST 2.000% 11/15/2026	1/20/2023 1/23/2023	\$350,000.00	\$329,150.38	\$329,150.38	3.69%	2.384 2.279	\$94.10 \$329,357.00	\$206.62	2.39%	Aaa AA+
91282CEN7	UST 2.750% 04/30/2027	1/20/2023 1/23/2023	\$250,000.00	\$241,279.30	\$241,279.30	3.64%	2.838 2.673	\$95.31 \$238,272.50	(\$3,006.80)	1.73%	Aaa AA+
912828X88	UST 2.375% 05/15/2027	1/20/2023 1/23/2023	\$250,000.00	\$237,519.53	\$237,519.53	3.64%	2.879 2.726	\$94.22 \$235,557.50	(\$1,962.03)	1.71%	Aaa AA+
91282CET4	UST 2.625% 05/31/2027	1/20/2023 1/23/2023	\$300,000.00	\$288,000.00	\$288,000.00	3.63%	2.923 2.760	\$94.86 \$284,589.00	(\$3,411.00)	2.06%	Aaa AA+
91282CEW7	UST 3.250% 06/30/2027	1/20/2023 1/23/2023	\$290,000.00	\$285,570.70	\$285,570.70	3.63%	3.005 2.774	\$96.54 \$279,974.70	(\$5,596.00)	2.03%	Aaa AA+
91282CFB2	UST 2.750% 07/31/2027	1/20/2023 1/23/2023	\$300,000.00	\$289,347.66	\$289,347.66	3.61%	3.090 2.879	\$95.00 \$285,000.00	(\$4,347.66)	2.06%	Aaa AA+

POSITION STATEMENT

As of June 30, 2024



CUSIP	Security Description	Trade Date/ Settlement Date	Par Value	Principal Cost/ Purchased Interest	Total Cost	Yield at Cost	Maturity/ Duration	Market Price/ Market Value	Unrealized Gain/ (Loss)	% of Assets	Moody's/ S&P Rating
9128282R0	UST 2.250% 08/15/2027	1/20/2023 1/23/2023	\$400,000.00	\$377,515.63	\$377,515.63	3.60%	3.132 2.943	\$93.49 \$373,952.00	(\$3,563.63)	2.71%	Aaa AA+
91282CFH9	UST 3.125% 08/31/2027	1/20/2023 1/23/2023	\$430,000.00	\$421,567.96	\$421,567.96	3.59%	3.175 2.945	\$96.00 \$412,800.00	(\$8,767.96)	2.99%	Aaa AA+
SubTotal			\$4,010,000.00	\$3,874,664.45	\$3,874,664.45	3.74%		\$3,841,853.30	(\$32,811.15)	27.83%	
Grand Total			\$14,266,874.97	\$13,786,940.81	\$13,786,940.81	4.13%		\$13,802,878.94	\$15,938.13	100.00%	

Champaign County Combined Highway

TRANSACTION STATEMENT

As of June 30, 2024



Transaction Type	Trade Date	Settlement Date	CUSIP	Security Description	Par Value	Principal Cost	Total Proceeds	Realized Gain/Loss
Maturity								
Maturity	6/28/2024	6/28/2024	3134GXJJ4	FMCC 0.320% 06/28/2024	235,000.00	220,824.80	235,000.00	14,175.20
Total					235,000.00	220,824.80	235,000.00	14,175.20

Transaction Type	Payment Date	Settlement Date	CUSIP	Security Description	Interest Received
Interest/Dividends					
Interest/Dividends	6/3/2024	6/3/2024	31846V567	First American Funds, Inc.	4,405.02
Interest/Dividends	6/11/2024	6/11/2024	3130ATVE4	FHLB 4.500% 12/11/2026	4,500.00
Interest/Dividends	6/12/2024	6/12/2024	3130ATUC9	FHLB 4.500% 12/12/2025	5,062.50
Interest/Dividends	6/13/2024	6/13/2024	3130ATUR6	FHLB 4.625% 12/13/2024	5,203.13
Interest/Dividends	6/17/2024	6/17/2024	742651DW9	PEFCO 3.250% 06/15/2025	2,762.50
Interest/Dividends	6/28/2024	6/28/2024	3134GXJJ4	FMCC 0.320% 06/28/2024	376.00
Total					22,309.15

TRANSACTION STATEMENT

As of June 30, 2024



Transaction Type	Trade Date	Settlement Date	Transaction Description	Amount
Custodian Fee				
Custodian Fee	6/25/2024	6/25/2024	Cash Out	(114.24)
Total				(114.24)
Management Fee				
Management Fee	6/24/2024	6/24/2024	Cash Out	(962.90)
Total				(962.90)

STATEMENT DISCLOSURE

As of June 30, 2024



Meeder provides monthly statements for its investment management clients to provide information about the investment portfolio. The information should not be used for audit or confirmation purposes. Please review your custodial statements and report any inaccuracies or discrepancies.

Certain information and data has been supplied by unaffiliated third parties. Although Meeder believes the information is reliable, it cannot warrant the accuracy of information offered by third parties. Market value may reflect prices received from pricing vendors when current market quotations are not available. Prices may not reflect firm bids or offers and may differ from the value at which the security can be sold.

Statements may include positions from unmanaged accounts provided for reporting purposes. Unmanaged accounts are managed directly by the client and are not included in the accounts managed by the investment adviser. This information is provided as a client convenience and the investment adviser assumes no responsibility for performance of these accounts or the accuracy of the data reported.

Investing involves risk. Past performance is no guarantee of future results. Debt and fixed income securities are subject to credit and interest rate risk. The investment return and principal value of an investment will fluctuate so that an investors shares, when redeemed, may be worth more or less than their original cost. Current performance may be lower or higher than the performance data quoted.

Meeder Investment Management is the global brand for the Meeder group of affiliated companies. Investment advisory services are provided through Meeder Public Funds, Inc. Please contact us if you would like to receive a copy of our current ADV disclosure brochure or privacy policy.