



Customer Service
 PO Box 11813
 Harrisburg, PA 17108-1813

ACCOUNT STATEMENT

For the Month Ending
November 30, 2024

Champaign County

Client Management Team

Michelle Binns

Director
 209 South LaSalle MK-IL-RY2C
 Chicago, IL 60604
 872.240.6962
 binns@pfmam.com

Amber Cannegieter

Key Account Manager
 213 Market Street
 Harrisburg, PA 17101-2141
 1-800-731-6870
 cannegietera@pfmam.com

Jeffrey K. Schroeder

Managing Director
 209 South LaSalle MK-IL-RY2C
 Chicago, IL 60604
 331-278-8382
 schroederj@pfmam.com

Contents

- Cover/Disclosures
- Summary Statement
- Individual Accounts

Accounts included in Statement

	2022 Bond Proceeds Series 2022A
	2022 Bond Proceeds 2022B

Important Messages

- IIIT Class will be closed on 12/25/2024 for Christmas Day.
- IIIT Class will be closed on 01/01/2025 for New Year's Day.

CHAMPAIGN COUNTY
 CASSANDRA JOHNSON
 1776 E. WASHINGTON STREET
 URBANA, IL 61802

Online Access www.iiit.us

Customer Service 1-800-731-6870



Account Statement

For the Month Ending **November 30, 2024**

Important Disclosures

Important Disclosures

This statement is for general information purposes only and is not intended to provide specific advice or recommendations. PFM Asset Management ("PFMAM") is a division of U.S. Bancorp Asset Management, Inc. ("USBAM"), a SEC-registered investment adviser. USBAM is direct subsidiary of U.S. Bank National Association ("U.S. Bank") and an indirect subsidiary of U.S. Bancorp. U.S. Bank is not responsible for and does not guarantee the products, services or performance of PFMAM. PFMAM maintains a written disclosure statement of our background and business experience. If you would like to receive a copy of our current disclosure statement, please contact Service Operations at the address below.

Proxy Voting PFMAM does not normally receive proxies to vote on behalf of its clients. However, it does on occasion receive consent requests. In the event a consent request is received the portfolio manager contacts the client and then proceeds according to their instructions. PFMAM's Proxy Voting Policy is available upon request by contacting Service Operations at the address below.

Questions About an Account PFMAM's monthly statement is intended to detail our investment advisory activity as well as the activity of any accounts held by clients in pools that are managed by PFMAM. The custodian bank maintains the control of assets and executes (i.e., settles) all investment transactions. The custodian statement is the official record of security and cash holdings and transactions. PFMAM recognizes that clients may use these reports to facilitate record keeping and that the custodian bank statement and the PFMAM statement should be reconciled and differences resolved. Many custodians use a settlement date basis which may result in the need to reconcile due to a timing difference.

Account Control PFMAM does not have the authority to withdraw funds from or deposit funds to the custodian outside the scope of services provided by PFMAM. Our clients retain responsibility for their internal accounting policies; implementing and enforcing internal controls and generating ledger entries or otherwise recording transactions.

Market Value Generally, PFMAM's market prices are derived from closing bid prices as of the last business day of the month as supplied by ICE Data Services. There may be differences in the values shown for investments due to accrued but uncollected income and the use of differing valuation sources and methods. Non-negotiable FDIC-insured bank certificates of deposit are priced at par. Although PFMAM believes the prices to be reliable, the values of the securities may not represent the prices at which the securities could have been bought or sold. Explanation of the valuation methods for a registered investment company or local government investment program is contained in the appropriate fund offering document or information statement.

Amortized Cost The original cost of the principal of the security is adjusted for the amount of the periodic reduction of any discount or premium from the purchase date until the date of the report. Discount or premium with respect to short term securities (those with less than one year to maturity at time of issuance) is amortized on a straightline basis. Such discount or premium with respect to longer term securities is amortized using the constant yield basis.

Tax Reporting Cost data and realized gains / losses are provided for informational purposes only. Please review for accuracy and consult your tax advisor to determine the tax consequences of your security transactions. PFMAM does not report such information to the IRS or other taxing authorities and is not responsible for the accuracy of such information that may be required to be reported to federal, state or other taxing authorities.

Financial Situation In order to better serve you, PFMAM should be promptly notified of any material change in your investment objective or financial situation.

Callable Securities Securities subject to redemption prior to maturity may be redeemed in whole or in part before maturity, which could affect the yield represented.

Portfolio The securities in this portfolio, including shares of mutual funds, are not guaranteed or otherwise protected by PFMAM, the FDIC (except for certain non-negotiable certificates of deposit) or any government agency. Investment in securities involves risks, including the possible loss of the amount invested. Actual settlement values, accrued interest, and amortized cost amounts may vary for securities subject to an adjustable interest rate or subject to principal paydowns. Any changes to the values shown may be reflected within the next monthly statement's beginning values.

Rating Information provided for ratings is based upon a good faith inquiry of selected sources, but its accuracy and completeness cannot be guaranteed.

Shares of some local government investment programs and TERM funds are distributed by representatives of USBAM's affiliate, U.S. Bancorp Investments, Inc. which is registered with the SEC as a broker/dealer and is a member of the Financial Industry Regulatory Authority ("FINRA") and the Municipal Securities Rulemaking Board ("MSRB"). You may reach the FINRA by calling the FINRA Hotline at 1-800-289-9999 or at the FINRA website address <https://www.finra.org/investors/investor-contacts>. A brochure describing the FINRA Regulation Public Disclosure Program is also available from FINRA upon request.

Key Terms and Definitions

Dividends on local government investment program funds consist of interest earned, plus any discount ratably amortized to the date of maturity, plus all realized gains and losses on the sale of securities prior to maturity, less ratably amortization of any premium and all accrued expenses to the fund. Dividends are accrued daily and may be paid either monthly or quarterly. The monthly earnings on this statement represent the estimated dividend accrued for the month for any program that distributes earnings on a quarterly basis. There is no guarantee that the estimated amount will be paid on the actual distribution date.

Current Yield is the net change, exclusive of capital changes and income other than investment income, in the value of a hypothetical fund account with a balance of one share over the seven-day base period including the statement date, expressed as a percentage of the value of one share (normally \$1.00 per share) at the beginning of the seven-day period. This resulting net change in account value is then annualized by multiplying it by 365 and dividing the result by 7. The yields quoted should not be considered a representation of the yield of the fund in the future, since the yield is not fixed.

Average maturity represents the average maturity of all securities and investments of a portfolio, determined by multiplying the par or principal value of each security or investment by its maturity (days or years), summing the products, and dividing the sum by the total principal value of the portfolio. The stated maturity date of mortgage backed or callable securities are used in this statement. However the actual maturity of these securities could vary depending on the level or prepayments on the underlying mortgages or whether a callable security has or is still able to be called.

Monthly distribution yield represents the net change in the value of one share (normally \$1.00 per share) resulting from all dividends declared during the month by a fund expressed as a percentage of the value of one share at the beginning of the month. This resulting net change is then annualized by multiplying it by 365 and dividing it by the number of calendar days in the month.

YTM at Cost The yield to maturity at cost is the expected rate of return, based on the original cost, the annual interest receipts, maturity value and the time period from purchase date to maturity, stated as a percentage, on an annualized basis.

YTM at Market The yield to maturity at market is the rate of return, based on the current market value, the annual interest receipts, maturity value and the time period remaining until maturity, stated as a percentage, on an annualized basis.

Managed Account A portfolio of investments managed discretely by PFMAM according to the client's specific investment policy and requirements. The investments are directly owned by the client and held by the client's custodian.

Unsettled Trade A trade which has been executed however the final consummation of the security transaction and payment has not yet taken place.

In August 2024, PFMAM converted its portfolio accounting system from FIS Investment Accounting Manager to SS&C PORTIA. The new system has recalculated the amortized cost and yield to maturity at cost of each security, based upon original cost and settlement date. Some securities, including some factored securities and previously exchanged securities, are now on a modified amortization schedule as compared with that of the past. Where transfers have occurred between your portfolios we have returned their settlement dates to the settlement dates of the original purchases in order to minimize any impact to their amortization schedules.

Please review the detail pages of this statement carefully. If you think your statement is wrong, missing account information, or if you need more information about a transaction, please contact PFMAM within 60 days of receipt. If you have other concerns or questions regarding your account, or to request an updated copy of PFMAM's current disclosure statement, please contact a member of your client management team at PFMAM Service Operations at the address below.

PFM Asset Management
Attn: Service Operations
213 Market Street
Harrisburg, PA 17101

NOT FDIC INSURED NO BANK GUARANTEE MAY LOSE VALUE

U.S. Bancorp Investments, Inc., is registered with the U.S. Securities and Exchange Commission (SEC) and is subject to the rules of the Municipal Securities Rulemaking Board (MSRB) as it relates to the distribution of shares of local government investment pools. The MSRB requires investors to be informed of the availability of the MSRB Investor Brochure which describes the protections that may be provided by the MSRB rules and how to file a complaint with an appropriate regulatory authority. The MSRB Investor Brochure can be found on the MSRB's website at www.msrb.org.



Account Statement

For the Month Ending **November 30, 2024**

Consolidated Summary Statement

Champaign County

Portfolio Summary			
Portfolio Holdings	Cash Dividends and Income	Closing Market Value	Current Yield
Illinois Portfolio, IIIT Class	2,696.74	694,549.18	4.69 %
Total	\$2,696.74	\$694,549.18	

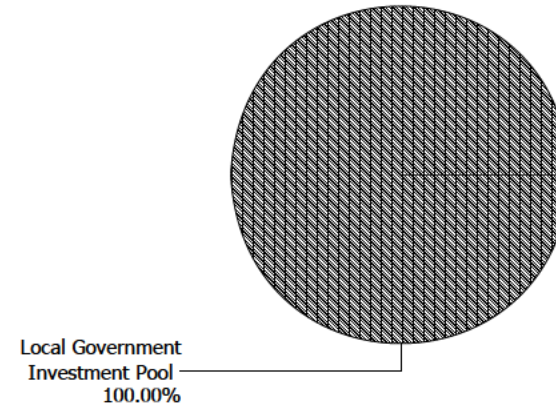
Investment Allocation		
Investment Type	Closing Market Value	Percent
Local Government Investment Pool	694,549.18	100.00
Total	\$694,549.18	100.00%

Maturity Distribution (Fixed Income Holdings)

Portfolio Holdings	Closing Market Value	Percent
Under 30 days	694,549.18	100.00
31 to 60 days	0.00	0.00
61 to 90 days	0.00	0.00
91 to 180 days	0.00	0.00
181 days to 1 year	0.00	0.00
1 to 2 years	0.00	0.00
2 to 3 years	0.00	0.00
3 to 4 years	0.00	0.00
4 to 5 years	0.00	0.00
Over 5 years	0.00	0.00
Total	\$694,549.18	100.00%

Weighted Average Days to Maturity 1

Sector Allocation





Account Statement

For the Month Ending **November 30, 2024**

Consolidated Summary Statement

Champaign County

Account Number	Account Name	Opening Market Value	Purchases / Deposits	Redemptions / Sales / Maturities	Unsettled Trades	Change in Value	Closing Market Value	Cash Dividends and Income
	2022 Bond Proceeds Series 2022A	2,812.77	10.96	0.00	0.00	0.00	2,823.73	10.96
	2022 Bond Proceeds 2022B	689,039.67	2,685.78	0.00	0.00	0.00	691,725.45	2,685.78
Total		\$691,852.44	\$2,696.74	\$0.00	\$0.00	\$0.00	\$694,549.18	\$2,696.74



Account Statement - Transaction Summary

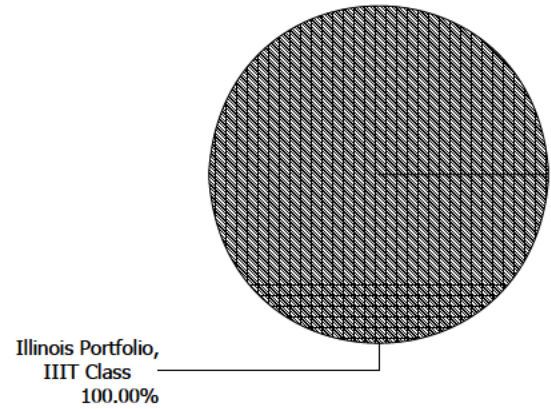
For the Month Ending **November 30, 2024**

Champaign County - 2022 Bond Proceeds Series 2022A - [REDACTED]

Illinois Portfolio, IIIT Class	
Opening Market Value	2,812.77
Purchases	10.96
Redemptions	0.00
Unsettled Trades	0.00
Change in Value	0.00
Closing Market Value	\$2,823.73
Cash Dividends and Income	10.96

Asset Summary		
	November 30, 2024	October 31, 2024
Illinois Portfolio, IIIT Class	2,823.73	2,812.77
Total	\$2,823.73	\$2,812.77

Asset Allocation	
Illinois Portfolio, IIIT Class	100.00%





Account Statement

For the Month Ending **November 30, 2024**

Champaign County - 2022 Bond Proceeds Series 2022A - [REDACTED]

Trade Date	Settlement Date	Transaction Description	Share or Unit Price	Dollar Amount of Transaction	Total Shares Owned
Illinois Portfolio, IIIT Class					
Opening Balance					2,812.77
11/29/24	12/02/24	Accrual Income Div Reinvestment - Distributions	1.00	10.96	2,823.73
Closing Balance					2,823.73

	Month of November	Fiscal YTD January-November		
Opening Balance	2,812.77	5,000,730.45	Closing Balance	2,823.73
Purchases	10.96	2,015,799.43	Average Monthly Balance	2,813.50
Redemptions (Excl. Checks)	0.00	(7,013,706.15)	Monthly Distribution Yield	4.74%
Check Disbursements	0.00	0.00		
Closing Balance	2,823.73	2,823.73		
Cash Dividends and Income	10.96	91,478.31		



Account Statement - Transaction Summary

For the Month Ending **November 30, 2024**

Champaign County - 2022 Bond Proceeds 2022B - [REDACTED]

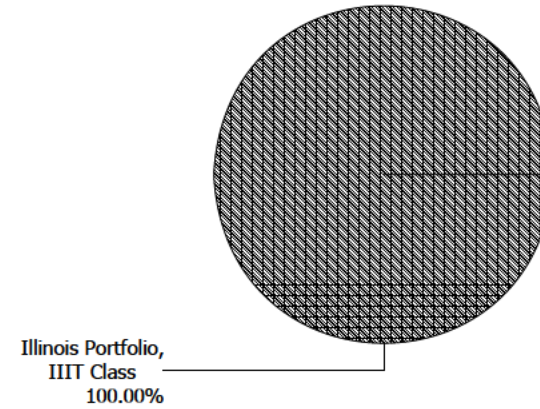
Illinois Portfolio, IIIT Class

Opening Market Value	689,039.67
Purchases	2,685.78
Redemptions	0.00
Unsettled Trades	0.00
Change in Value	0.00
Closing Market Value	\$691,725.45
Cash Dividends and Income	2,685.78

Asset Summary

	November 30, 2024	October 31, 2024
Illinois Portfolio, IIIT Class	691,725.45	689,039.67
Total	\$691,725.45	\$689,039.67

Asset Allocation





Account Statement

For the Month Ending **November 30, 2024**

Champaign County - 2022 Bond Proceeds 2022B - [REDACTED]

Trade Date	Settlement Date	Transaction Description	Share or Unit Price	Dollar Amount of Transaction	Total Shares Owned
Illinois Portfolio, IIIT Class					
Opening Balance					689,039.67
11/29/24	12/02/24	Accrual Income Div Reinvestment - Distributions	1.00	2,685.78	691,725.45
Closing Balance					691,725.45

	Month of November	Fiscal YTD January-November
Opening Balance	689,039.67	9,740,828.48
Purchases	2,685.78	213,386.49
Redemptions (Excl. Checks)	0.00	(9,262,489.52)
Check Disbursements	0.00	0.00
Closing Balance	691,725.45	691,725.45
Cash Dividends and Income	2,685.78	213,386.49

Closing Balance	691,725.45
Average Monthly Balance	689,218.72
Monthly Distribution Yield	4.74%