

JDC POPULATION REPORT FOR THE MONTH OF December 2021

DATE	MALE	FEMALE	JUV	ADULT	CHAMPAIGN	OTHER	OFFENSE CLASSIFICATION	RELEA	TOTALS
12/1	12	1	7	6	13	0	2 DOJJ, 6 Class X, 4 Felony, 1 Misd.	1	13-1
12/2	12	1	7	6	13	0	2 DOJJ, 6 Class X, 4 Felony, 1 Misd.	0	13-0
12/3	12	1	7	6	13	0	2 DOJJ, 6 Class X, 4 Felony, 1 Misd.	0	13-1
12/4	12	1	7	6	13	0	2 DOJJ, 6 Class X, 4 Felony, 1 Misd.	0	13-1
12/5	12	1	7	6	13	0	2 DOJJ, 6 Class X, 4 Felony, 1 Misd.	0	13-0
12/6	12	1	7	6	13	0	2 DOJJ, 6 Class X, 4 Felony, 1 Misd.	0	13-1
12/7	12	1	7	6	13	0	2 DOJJ, 6 Class X, 4 Felony, 1 Misd.	0	13-0
12/8	11	1	5	7	12	0	1 DOJJ, 6 Class X, 4 Felony, 1 Misd.	0	12-0
12/9	12	1	6	7	13	0	1 DOJJ, 6 Class X, 5 Felony, 1 Misd.	2	13-2
12/10	11	1	5	7	12	0	1 DOJJ, 6 Class X, 4 Felony, 1 Misd.	0	12-0
12/11	12	1	6	7	13	0	1 DOJJ, 6 Class X, 5 Felony, 1 Misd.	0	13-0
12/12	12	1	6	7	13	0	1 DOJJ, 6 Class X, 5 Felony, 1 Misd.	0	13-0
12/13	13	1	7	7	14	0	1 DOJJ, 7 Class X, 5 Felony, 1 Misd.	2	14-2
12/14	14	2	9	7	16	0	1 DOJJ, 7 Class X, 6 Felony, 2 Misd.	0	16-0
12/15	14	3	10	7	17	0	1 DOJJ, 7 Class X, 7 Felony, 2 Misd.	0	17-1
12/16	14	3	10	7	17	0	1 DOJJ, 7 Class X, 7 Felony, 2 Misd.	0	17-0
12/17	13	3	9	7	16	0	1 DOJJ, 7 Class X, 7 Felony, 1 Misd.	1	16-1
12/18	11	3	7	7	14	0	1 DOJJ, 7 Class X, 5 Felony, 1 Misd.	0	14-0
12/19	11	3	7	7	14	0	1 DOJJ, 7 Class X, 5 Felony, 1 Misd.	0	14-0
12/20	12	4	9	7	16	0	1 DOJJ, 7 Class X, 7 Felony, 1 Misd.	1	16-1
12/21	12	4	9	7	16	0	1 DOJJ, 7 Class X, 7 Felony, 1 Misd.	0	16-0
12/22	13	4	11	6	17	0	7 Class X, 9 Felony, 1 Misd.	0	17-0
12/23	13	3	10	6	16	0	7 Class X, 8 Felony, 1 Misd.	0	16-0
12/24	14	3	11	6	17	0	7 Class X, 9 Felony, 1 Misd.	0	17-0
12/25	14	2	10	6	16	0	7 Class X, 8 Felony, 1 Misd.	0	16-0
12/26	14	2	10	6	16	0	7 Class X, 8 Felony, 1 Misd.	0	16-0
12/27	13	2	9	6	15	0	7 Class X, 7 Felony, 1 Misd.	0	15-0
12/28	13	2	9	6	15	0	7 Class X, 7 Felony, 1 Misd.	0	15-0
12/29	13	2	9	6	15	0	7 Class X, 7 Felony, 1 Misd.	0	15-0
12/30	13	2	9	6	15	0	7 Class X, 7 Felony, 1 Misd.	0	15-0
12/31	13	2	9	6	15	0	7 Class X, 7 Felony, 1 Misd.	0	15-0

NOTE: Columns 4 & 5 refer to juvenile or adult Court proceedings; columns 6 & 7 refer to Champaign County cases or other counties being charged to house minors at JDC. Releases refers to minors arrested by police, however released to the parents without being detained at the Center. Totals are minors detained / released for that particular date.

Monthly Juvenile Probation Report

Circuit SIXTH

County CHAMPAIGN

Month/Year Dec-21

Preparer Teresa Zebe

I. Juvenile Court Activity			1. Delinquency	2. Addiction	3. MRAI	4. Truancy	5. Neglect/Abuse	6. Dependant	7. Total
A. Petitions Filed			24	0	0	0	0	9	33
B. Court Action During Month									
1. Petitions Dismissed			1	0	0	0			1
2. Cont. Under Supervision			0	0	0	0			0
3. Adjudication			5	0	0	0			5

IV. Demographics for Admissions			C. Race/Ethnicity		Formal	Informal
A. Sex						
Male	Formal	Informal	American Indian/Eskimo	0	0	
Female	1	1	Asian/Pacific Islander	0	0	
Total	5	1	Black	3	1	
			Hispanic Origin	0	0	
			White	0	0	
			Other	2	0	
			Total	5	1	

B. Age			Formal	Informal
12-Under	0	0		
13yrs.	1	1		
14yrs.	0	0		
15yrs.	1	0		
16yrs.	1	0		
17-over	2	0		
Total	5	1		

D. Education (Delinquency Only)			Formal	Informal
Enrolled in School				
At Offense	5	1		

VI. Restitution and fees ordered (Active and Administrative)		
A. New Cases Ordered to Pay Restitution		0
B. Total Amount of Restitution Ordered		\$0
C. Number of New Cases Ordered to Pay Fees		(1) \$60

VII. Court Ordered Programs		
A. Alcohol		0
B. Drug Treatment		0
C. Alcohol & Drug Treatment		0
D. Youth Services Agency		0
E. Mental Health		0
F. Alternative Education		0
G. TASC		0
H. UDIS		0
I. JTPA		0
J. Other (explain)		0

V. Intakes Completed		
A. Full Intakes		5
B. Partial Intakes		0
C. Total		5

II. Criminal Prosecutions		
A. Automatic		0
B. Discretionary		0
C. Total		0

III. Admissions During Month to Active Caseload		
	Formal	Informal
A. Delinquency	5	1
B. Addiction	0	0
C. MRAI	0	0
D. Truancy	0	0
E. Neglect/Abuse	0	0
F. Dependant	0	0
G. Total	5	1

VIII. Placements			
	1. In State	2. Out of State	3. Total
A. Number Beginning of Month	3	0	3
B. Ordered Placed During Month			
1. Foster Home	0	0	0
2. Group Home	0	0	0
3. Resid. Treatment	0	0	0
4. With Relative	1	0	1
5. Subtotal	1	0	1
C. Number Removed During Month	1	0	1
D. Total End of Month	3	0	3

IX. Active Caseload						
	a. Probation	b. Supervision	c. Cont. Under Sup.	d. Informal	e. Other	f. Total
A. Caseload Beg. of Month	56	0	5	5	0	66
B. New Admissions	5	0	0	1	0	6
C. Re-admitted from Admin	1	0	0	0	0	1
D. Transferred In	1	0	0	0	0	1
E. Subtotal (A+B+C+D)	63	0	5	6	0	74
F. Cases Dropped						
1. Scheduled Termination	9	0	0	0	0	9
2. Early Termination	0	0	0	0	0	0
3. Absconder/Warrant	0	0	0	0	0	0
4. Revoked-Technical	0	0	0	0	0	0
5. Revoked-New Offense	0	0	0	0	0	0
6. Alternate DOC Commit.	0	0	0	0	0	0
7. Unsatisfactory Termination	0	0	0	0	0	0
8. Transferred Out	0	0	0	0	0	0
9. Other (explain)	1	0	0	0	0	1
10. Subtotal (Add 1-9)	10	0	0	0	0	10
G. Caseload End of Month(E-F10)	53	0	5	6	0	64

X. Commitments to DOC	
A. Full	0
B. Evaluation	0
C. Habitual Juv. Offender	0
D. Violent Juv. Offender	0
E. Total	0

G. Education

XI. Interstate Compact Cases

Number	3
--------	---

XII. Administrative Caseload

A. Active	6
B. Inactive	4

XIII. Classification of Active Caseload					
	a. Max.	b. Med.	c. Min.	d. Unclassified	e. Total
A. Probation	3	15	25	10	53
B. Supervision	0	0	0	0	0
C. Cont. Under Sup.	0	0	4	1	5
D. Informal	0	2	1	3	6
E. Other	0	0	0	0	0
F. Total	3	17	30	14	64

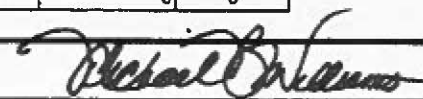
XIV. Investigations	
	Completed
A. Social Histories	2
B. Adoption	0
C. Contested Custody	0
D. Suppl. Soc. Hist.	0
E. Intake Screening	0
F. Other (Explain)	18
G. Total	18

XV. Case Violations Reported			
	1. Technical	2. New Offense	3. Total
Violations Reported	2	0	2

XVI. Court Actions on Violations			
	1. Technical	2. New Offense	3. Total
A. No Violations	0	0	0
B. Violation Found	0	0	0
C. Total Court Action	0	0	0

XVII. Home Detention/Electronic Monitoring				
	A. PreAdjud. Home Det.		B. Post Adjud. Home Det.	
	1. Ordered this Month	2. End of Month	1. Ordered this Month	2. End of Month
a. With Elect. Monit.	0	0	0	0
b. Without Elect. Monit.	0	0	0	0
c. Total	0	0	0	0

Signature Of Approval by Chief/Director



CHAMPAIGN COUNTY PROBATION AND COURT SERVICES

Michael Williams
Director

Probation Services
Courthouse
101 E. Main
Urbana, IL 61801
Phone: (217) 384-3753
Fax: (217) 384-1264

Detention Services
400 S. Art Bartell Rd.
Urbana, IL 61802
Phone: (217) 384-3780
Fax: (217) 384-8617

To Whom It May Concern:

Re: December 2021, STATISTICAL EXPLANATION:

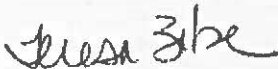
Please be advised that the explanation for section IX - F: (9) on the December 2021, and XIV (F) Other: Statistical Form is as follows:

IX-F: (9): Other: to Active Admin

XIV- (F) Other: (16) Remission/Review Reports

Should you have any questions, please do not hesitate to contact me at (217)384-3753.

Respectfully,



Teresa Zebe
Supervisor Juvenile Probation

Monthly Juvenile Probation Report Addendum

Effective 01/01/2014

Circuit Sixth County Champaign Month/Year Dec 21 Preparer Teresa Zebe

This report is to be completed for only those juvenile case admissions resultant from Public Act 95-1031 and Public Act 98-0061, which extends the jurisdiction of the juvenile court to include minors under the age of 18 who commit misdemeanor and felony offenses. Thus, this Addendum Report will only include those 17 year olds referred by the court for qualifying misdemeanor and felony offenses. Cases reported on this form are to also be reported on the Monthly Juvenile Probation Report in the appropriate sections to ensure the complete monthly reporting of your department's juvenile caseload.

XVIII. Admissions to Active Caseload

	Male					Female					Offense Type								Number of 17 year olds					
	Race/Ethnicity										Property		Person		Drug		Alcohol		Other		Felony	Misd.		
	AI	A	B	H	W	O	AI	A	B	H	W	O	M	F	M	F	M	F	M	F			M	F
A. Probation																								
B. Supervision																								
C. Count. Under Sup.																								
D. Informal																								
E. Other																								
Total	0	0	0	0	0	0	0	0	0	0	0	0	0	0	0	0	0	0	0	0	0	0	0	0

XIX. Investigations

	Male	Female
A. Social Histories	0	0
B. Supplemental Social History	0	0
C. Other Investigations	0	0
Total	0	0

Note: Race/Ethnicity are the same categories currently in use on monthly reports. Alcohol is to include minor in possession, use, and/or under the influence offenses. Please specify offenses reported under the Other category.

XX. Risk Classification for End of Month Active Caseload (P/ (PA 95-1031 and PA 98-0061 cases)

	Maximum		Medium		Minimum		Unclassified		Total		Felony		Misdemeanor	
	Male	Female	Male	Female	Male	Female	Male	Female	Male	Female	Male	Female	Male	Female
A. Probation														
B. Supervision														
C. Count. Under Sup.														
D. Informal														
E. Other														
Total	0	0	0	0	0	0	0	0	0	0				0

I. Intakes Completed During Month

A. Full	68	B. Partial	5
---------	----	------------	---

II. Demographics of Intakes

A. Sex		
	a. Felony	b. Other
1. Male	36	19
2. Female	6	12
3. Total	42	31

B. Age

	a. Felony	b. Other
1. 17-Under	0	0
2. 18-20	2	6
3. 21-30	17	13
4. 31-40	9	6
5. 41-49	6	2
6. 50-Over	8	4
7. Total	42	31

C. Race And Ethnicity

	a. Felony	b. Other
1. American Indian	0	2
2. Asian	0	0
3. Black	27	14
4. Hispanic	1	7
5. White	13	7
6. Other	1	1
7. Total	42	31

D. Background at Time of Offense

	a. Felony	b. Other
1. Employment	17	18
2. High School Grad.	27	22

E. Felony Offense Classification

1. Class 1	4	4. Class 4	21
2. Class 2	6	5. Other	0
3. Class 3	11	6. Total	42

III. Restitution and Fees Ordered (Active and Administrative)

A. New Case Ordered to Pay Restitution	2
B. Total Amount of Restitution Ordered	\$15,504.81
C. Number of New Case Ordred to Pay Fees	66

IV. Programs Ordered for New Cases (Active and Administrative)

A. Alcohol Treatment	0
B. Drug Treatment	0
C. Alcohol and Drug Treatment	22
D. Mental Health	7
E. Sex Offender Treatment	1
F. TASC	0

V. Programs Ordered for DUI Cases (Active and Administrative)

A. DUI Education	0
B. Treatment	0
C. Education and Treatment	10
D. Other (Explain)	0

VI. DUI Assessment Level (Active and Administrative)

	Level 1	Level 2 Signif.	Level 2 Medium	Level 3	None	Total
A. Probation	0	4	0	6	0	10
B. Conditional Discharge	0	0	0	0	0	0
C. Supervision	0	0	0	0	0	0
D. Total	0	4	0	6	0	10

VII.

	Home Confinement		Pretrial Release	
	Ordered During Month	Total End of Month	Ordered During Month	Total End of Month
A. Electronically Monitored	1	4	0	0
B. Non-electronically Monitored	0	0	0	0
C. Total	1	4	0	0

VIII. Active Caseload						
	Felony	Misd.	DUI	Traffic	Total	
A. Beginning Caseload	860	185	94	29	1168	
B. Admissions						
1. Probation	42	21	9	1	73	
2. Conditional Discharge	0	0	0	0	0	
3. Supervision	0	0	0	0	0	
4. Subtotal (1+2+3)	42	21	9	1	73	
C. Readmitted Administrative	5	3	0	0	8	
D. Subtotal (A+B4+C)	907	209	103	30	1249	
F. Cases Dropped						Employed
1. Scheduled Termination	29	4	5	4	42	5
2. Early Termination	0	0	0	0	0	0
3. Absconder/Warrant	6	4	0	1	11	
4. Revoked-Technical	3	0	0	0	3	0
5. Revoked-Now Offense	0	0	0	0	0	0
6. Alternate DOC Commitment	1	0	0	0	1	
7. Unsatisfactory Termination	2	0	0	0	2	0
8. Transferred Out	10	2	2	1	15	
9. Other (Explained)	1	0	0	0	1	0
10. Subtotal (Add 1 through 9)	52	10	7	6	75	5
F. Total (D-E10)	855	199	96	24	1174	5

XI. Classification of Active Caseload							
	Low Risk	Low Moderate	Moderate Risk	High Risk	Very High Risk	Un Classified	Total
A. Felony	212	55	355	89	29	115	855
B. Misdemeanor	67	22	68	7	3	32	199
C. DUI	62	6	14	1	0	13	96
D. Traffic	8	1	11	0	0	4	24
E. Total	349	84	448	97	32	164	1174

XIV. Investigations Completed						
	Felony	Misd.	DUI	Traffic	Total	
A. Pre-Sentence	15	0	2	0	17	
B. Abbreviated PSI	0	0	0	0	0	
C. Pretrial Bond Reports	3	0	0	0	3	
D. Record Checks	3	0	0	0	3	
E. JDP	0	0	0	0	0	
F. Other (Suitability Reports)	1	0	0	0	1	

IX. Commitments To IDOC	
Number	4

X. Interstate Compact Cases	
Number	52

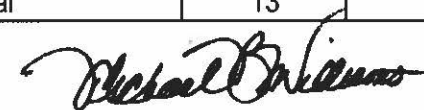
XII. Administrative Caseload	
A. Active	370
B. Inactive	334

XIII. Full PSI's Ordered/Pending			
Number Ordered	24	Number Pending	38

XV. Case Violations Reported		
Violations Reported	Technical	New Offense
	24	0

XVI. Court Action on Violations		
	Technical	New Offense
A. No Violations	1	0
B. Violations	12	1
C. Total	13	1

Signature of Approval by Chief/Director



CHAMPAIGN COUNTY PROBATION AND COURT SERVICES

Michael B. Williams

Director

Probation Services
Courthouse
101 E. Main
Urbana, IL 61801
Phone: (217) 384-3751
Fax: (217) 384-1264

Detention Services
400 S. Art Bartell Rd.
Urbana, IL 61802
Phone: (217) 384-3780
Fax: (217) 384-8617

12/09/21

To: Administrative Office of the Illinois Courts

From: Champaign County Court Services Department

RE: Monthly Adult Probation Report – December 2021

The following is intended to provide explanations for the information contained in the specified categories on the current Monthly Adult Probation Report.

Section V. Programs ordered for D.U.I. Cases- Other

Other programs ordered for D.U.I. cases include attendance at a Victim Impact Panel presentation, attendance at AA/NA meetings and/or Public Service Work.

Section VIII. Active Caseload/E.9 Cases Dropped- Other

There was one felony case dropped as a judicial term.

Sincerely,



Amanda Wells
Supervisor Adult Services