

JDC POPULATION REPORT FOR THE MONTH OF OCTOBER 2016

DATE	MALE	FEMALE	JUV	ADULT	CHAMPAIGN	OTHER	OFFENSE CLASSIFICATION	RELEASES	TOTALS
10/1	13	3	13	3	14	2	2 Murder/3 Class X/8 Felonies/3 Misd.	0	16-0
10/2	13	3	13	3	14	2	2 Murder/3 Class X/8 Felonies/3 Misd.	0	16-0
10/3	13	3	13	3	14	2	2 Murder/3 Class X/1 DOJJ/7 Felonies/1/3 Misd.	0	16-0
10/4	18	3	18	3	19	2	2 Murder/3 Class X/1 DOJJ/11 Felonies/4 Misd.	0	21-0
10/5	21	3	21	3	22	2	2 Murder/3 Class X/15 Felonies/4 Misd.	0	24-0
10/6	23	2	22	3	23	2	2 Murder/3 Class X/15 Felonies/5 Misd.	0	25-0
10/7	23	2	22	3	23	2	2 Murder/3 Class X/15 Felonies/5 Misd.	0	25-0
10/8	21	2	20	3	21	2	2 Murder/3 Class X/14 Felonies/4 Misd.	0	23-0
10/9	21	3	21	3	22	2	2 Murder/3 Class X/15 Felonies/4 Misd.	3	24-3
10/10	21	3	21	3	22	2	2 Murder/3 Class X/15 Felonies/4 Misd.	3	24-3
10/11	21	4	22	3	23	2	2 Murder/2 Class X/1 DOJJ/16 Felonies/4 Misd.	1	25-1
10/12	21	3	21	3	22	2	2 Murder/2 Class X/1 DOJJ/15 Felonies/4 Misd.	1	24-1
10/13	20	3	20	3	21	2	2 Murder/2 Class X/1 DOJJ/13 Felonies/5 Misd.	1	23-1
10/14	19	3	19	3	20	2	2 Murder/2 Class X/1 DOJJ/12 Felonies/5 Misd.	0	22-0
10/15	19	2	18	3	19	2	2 Murder/2 Class X/1 DOJJ/10 Felonies/6 Misd.	3	21-3
10/16	19	2	18	3	19	2	2 Murder/2 Class X/1 DOJJ/10 Felonies/6 Misd.	0	21-0
10/17	19	2	18	3	19	2	2 Murder/1 Class X/2 DOJJ/10 Felonies/6 Misd.	4	21-4
10/18	20	2	19	3	20	2	2 Murder/1 Class X/2 DOJJ/13 Felonies/4 Misd.	2	22-2
10/19	17	3	17	3	18	2	2 Murder/1 Class X/14 Felonies/3 Misd.	0	20-0
10/20	18	3	18	3	19	2	2 Murder/1 Class X/15 Felonies/3 Misd.	0	21-0
10/21	17	3	17	3	18	2	2 Murder/1 Class X/14 Felonies/3 Misd.	0	20-0
10/22	17	3	17	3	18	2	2 Murder/1 Class X/14 Felonies/3 Misd.	1	20-1
10/23	17	3	17	3	18	2	2 Murder/1 Class X/14 Felonies/3 Misd.	1	20-1
10/24	18	5	20	3	21	2	2 Murder/3 Class X/14 Felonies/4 Misd.	1	23-1
10/25	19	5	21	3	22	2	2 Murder/3 Class X/15 Felonies/4 Misd.	0	24-0
10/26	19	5	21	3	22	2	2 Murder/3 Class X/15 Felonies/4 Misd.	5	24-5
10/27	18	5	20	3	21	2	2 Murder/3 Class X/13 Felonies/5 Misd.	2	23-2
10/28	19	6	22	3	23	2	2 Murder/3 Class X/15 Felonies/5 Misd.	8	25-8
10/29	22	6	25	3	26	2	2 Murder/3 Class X/18 Felonies/5 Misd.	0	28-0
10/30	23	6	26	3	26	3	2 Murder/3 Class X/19 Felonies/5 Misd.	2	29-2
10/31	22	6	25	3	26	2	2 Murder/3 Class X/19 Felonies/4 Misd.	2	28-2

NOTE: Columns 4 & 5 refer to juvenile or adult Court proceedings; columns 6 & 7 refer to Champaign County cases or other counties being charged to house minors at JDC. Releases refers to minors arrested by police, however released to the parents without being detained at the Center. Totals are minors detained / released for that particular date.

Monthly Juvenile Probation Report

Circuit SIXTH County CHAMPAIGN Month/Year ## 16-Oct Preparer Teresa Zabe

I. Juvenile Court Activity		1. Delinquency	2. Addiction	3. MRAI	4. Truancy	5. Neglect/Abuse	6. Dependant	7. Total
A. Petitions Filed		41	0	0	0	7	0	48
B. Court Action During Month								
1. Petitions Dismissed		8	0	0	0			8
2. Cont. Under Supervision		0	0	0	0			0
3. Adjudication		5	0	0	0			5

IV. Demographics for Admissions		
A. Sex	Formal	Informal
Male	4	2
Female	1	1
Total	5	3

B. Age		
	Formal	Informal
12-Under	0	0
13yrs.	0	1
14yrs.	1	1
15yrs.	0	1
16yrs.	2	0
17-over	2	0
Total	5	3

C. Race/Ethnicity		
	Formal	Informal
American Indian/Eskimo	0	0
Asian/Pacific Islander	0	0
Black	4	0
Hispanic Origin	0	0
White	0	2
Other	1	1
Total	5	3

V. Intakes Completed	
A. Full Intakes	5
B. Partial Intakes	0
C. Total	5

VII. Court Ordered Programs		
A. Alcohol		0
B. Drug Treatment		0
C. Alcohol & Drug Treatment		1
D. Youth Services Agency		0
E. Mental Health		0
F. Alternative Education		0
G. TASC		0
H. UDIS		0
I. JTPA		0
J. Other (explain)		0

II. Criminal Prosecutions			
A. Automatic			0
B. Discretionary			0
C. Total			0

III. Admissions During Month to Active Caseload		
	Formal	Informal
A. Delinquency	5	3
B. Addiction	0	0
C. MRAI	0	0
D. Truancy	0	0
E. Neglect/Abuse	0	0
F. Dependant	0	0
G. Total	5	3

VIII. Placements			
	1. In State	2. Out of State	3. Total
A. Number Beginning of Month	5	2	7
B. Ordered Placed During Month			
1. Foster Home	0	0	0
2. Group Home	3	0	3
3. Resid. Treatment	1	0	1
4. With Relative	0	0	0
5. Subtotal	9	0	11
C. Number Removed During Month	0	1	1
D. Total End of Month	9	1	10

D. Education (Delinquency Only)		
Enrolled in School	Formal	Informal
All Offense	5	3

VI. Restitution and fees ordered (Active and Administrative)	
A. New Cases Ordered to Pay Restitution	0
B. Total Amount of Restitution Ordered	\$0
C. Number of New Cases Ordered to Pay Fees	(2) \$420

IX. Active Caseload						
	a. Probation	b. Supervision	c. Cont. Under Sup.	d. Informal	e. Other	f. Total
A. Caseload Beg. of Month	102	0	6	6	1	115
B. New Admissions	5	0	0	3	0	8
C. Re-admitted from Admin	1	0	0	0	0	1
D. Transferred In	0	0	2	0	0	2
E. Subtotal (A+B+C+D)	108	0	8	9	1	126
F. Cases Dropped						
1. Scheduled Termination	2	0	0	3	0	5
2. Early Termination	1	0	0	0	0	1
3. Absconder/Warrant	0	0	0	0	0	0
4. Revoked-Technical	0	0	0	0	0	0
5. Revoked-New Offense	1	0	0	0	0	1
6. Alternate DOC Commit.	1	0	0	0	0	1
7. Unsatisfactory Termination	1	0	0	1	0	2
8. Transferred Out	0	0	0	0	0	0
9. Other (explain)	0	0	1	0	0	1
10. Subtotal (Add 1-9)	6	0	1	4	0	11
G. Caseload End of Month(E-F10)	102	0	7	5	1	115

X. Commitments to DOC	
A. Full	5
B. Evaluation	0
C. Habitual Juv. Offender	0
D. Violent Juv. Offender	0
E. Total	5

G. Education	
	5
	1
	0
	0
	1
	1
	2
	0
	1
	11
	105

XI. Interstate Compact Cases	
Number	6

XII. Administrative Caseload	
A. Active	14
B. Inactive	3

XIII. Classification of Active Caseload					
	a. Max.	b. Med.	c. Min.	d. Unclassified	e. Total
A. Probation	24	70	8	0	102
B. Supervision	0	0	0	0	0
C. Cont. Under Sup.	0	4	3	0	7
D. Informal	0	0	5	0	5
E. Other	0	1	0	0	1
F. Total	24	75	16	0	115


XIV. Investigations	
	Completed
A. Social Histories	11
B. Adoption	0
C. Contested Custody	0
D. Suppl. Soc. Hist.	0
E. Intake Screening	0
F. Other (Explain)	7
G. Total	18

XV. Case Violations Reported			
	1. Technical	2. New Offense	3. Total
Violations Reported	0	0	0

XVI. Court Actions on Violations			
	1. Technical	2. New Offense	3. Total
A. No Violations	0	0	0
B. Violation Found	0	0	0
C. Total Court Action	0	0	0

XVII. Home Detention/Electronic Monitoring				
	A. PreAdjud. Home Det.		B. Post Adjud. Home Det.	
	1. Ordered this Month	P Month	1. Ordered this Month	2. End of Month
a. With Elect. Monit.				
b. Without Elect. Monit.	None			
c. Total				

Signature Of Approval by Chief/Director



Monthly Juvenile Probation Report Addendum

Effective 01/01/2014

Circuit Sixth County Champaign Month/Year October 2016 Preparer Teresa Zebe

This report is to be completed for only those juvenile case admissions resultant from Public Act 95-1031 and Public Act 98-0061, which extends the jurisdiction of the juvenile court to include minors under the age of 18 who commit misdemeanor and felony offenses. Thus, this Addendum Report will only include those 17 year olds referred by the court for qualifying misdemeanor and felony offenses. Cases reported on this form are to also be reported on the Monthly Juvenile Probation Report in the appropriate sections to ensure the complete monthly reporting of your department's juvenile caseload.

XVIII. Admissions to Active Caseload

	Male										Female										Offense Type								Number of 17 year olds	
	Race/Ethnicity										Property		Person		Drug						Alcohol		Other		Felony	Misd.				
	AI	A	B	H	W	O	AI	A	B	H	W	O	M	F	M	F	M	F			M	F	M	F						
A. Probation																														
B. Supervision																														
C. Court Under Sup.																														
D. Informal																														
E. Other																														
Total																														

XIX. Investigations

	Male	Female
A. Social Histories		
B. Supplemental Social History		
C. Other Investigations		
Total		

Note: Race/Ethnicity are the same categories currently in use on monthly reports. Alcohol is to include minor in possession, use, and/or under the influence offenses. Please specify offenses reported under the Other category.

XX. Risk Classification for End of Month Active Caseload (P/ (PA 95-1031 and PA 98-0061 cases)

	Maximum		Medium		Minimum		Unclassified		Total		Felony		Misdemeanor	
	Male	Female	Male	Female	Male	Female	Male	Female	Male	Female	Male	Female	Male	Female
A. Probation	1		2	0		1			3	1	1	0	2	1
B. Supervision														
C. Court Under Sup.														
D. Informal														
E. Other														
Total	1		2	0		1			3	1	1	0	2	1

CHAMPAIGN COUNTY PROBATION AND COURT SERVICES

Joseph J. Gordon
Director

Probation Services
Courthouse
101 E. Main
Urbana, IL 61801
Phone: (217) 384-3753
Fax: (217) 384-1264

Detention Services
400 S. Art Bartell Rd.
Urbana, IL 61802
Phone: (217) 384-3780
Fax: (217) 384-8617

To Whom It May Concern:

Re: October 2016, STATISTICAL EXPLANATION

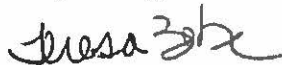
Please be advised that the explanation for section: IX – (F): and XIV-(F) on the October 2016, Statistical Form is as follows:

IX – (F): Closed Interest

XIV – (F): Remission/Review Reports (7)

Should you have any questions, please do not hesitate to contact me at (217)384-3753.

Respectfully,



Teresa Zebe
Supervisor Juvenile Probation

MONTHLY ADULT PROBATION REPORT

Circuit: 6

Department: Adult

October 2016

Preparer: Janet Wells

I. Intakes Completed During Month			
A. Full	66	B. Partial	1

II. Demographics of Intakes		
A. Sex		
	a. Felony	b. Other
1. Male	41	16
2. Female	8	2
3. Total	49	18

B. Age		
	a. Felony	b. Other
1. 17-Under	0	0
2. 18-20	4	3
3. 21-30	24	8
4. 31-40	6	5
5. 41-49	4	1
6. 50-Over	11	1
7. Total	49	18

C. Race and Ethnicity		
	a. Felony	b. Other
1. American Indian	0	0
2. Asian	0	1
3. Black	25	5
4. Hispanic	3	1
5. White	21	11
6. Other	0	0
7. Total	49	18

D. Background at Offense		
	a. Felony	b. Other
1. Employed	19	13
2. High School Grad.	33	10

E. Felony Offense Classification			
1. Class 1	2	4. Class 4	36
2. Class 2	6	5. Other	0
3. Class 3	5	6. Total	49

III. Restitution and Fees Ordered (Active and Administrative)	
A. New Cases Ordered to Pay Restitution	4
B. Total Amount of Restitution Ordered	9309
C. Number of New Cases Ordered to Pay Fees	73

IV. Programs Ordered for New Cases (Active and Administrative)	
A. Alcohol Treatment	0
B. Drug Treatment	4
C. Alcohol and Drug Treatment	26
D. Mental Health	13
E. Sex Offender Treatment	0
F. TASC	0

V. Programs Ordered for DUI Cases (Active and Administrative)	
A. DUI Education	1
B. Treatment	2
C. Education and Treatment	5
D. Other (Explain)	0

VI. DUI Assessment Level (Active and Administrative)						
	Level 1	Level 2 Signif.	Level 2 Med	Level 3	None	Total
A. Probation	1	0	5	0	0	6
B. Conditional Discharge	0	0	0	0	0	0
C. Supervision	0	0	0	0	0	0
D. Total	1	0	5	0	0	6

VII.	Home Confinement		Pretrial Release	
	Order During Month	Total End of Month	Order During Month	Total End of Month
A. Electronically Monitored	0	0	0	0
B. Non-electronically Monitored	0	0	0	0
C. Total	0	0	0	0

VIII. Active Caseload

	Felony	Misd.	DUI	Traffic	Total	
A. Beginning Caseload	934	224	155	24	1337	
B. Admissions						
1. Probation	55	13	7	3	78	
2. Conditional Discharge	0	0	0	0	0	
3. Supervision	0	0	0	0	0	
4. Subtotal (1+2+3)	55	13	7	3	78	
C. Readmitted Administrative	45	5	7	1	58	
D. Subtotal (A+B4+C)	1034	242	169	28	1473	
E. Cases Dropped						Employed
1. Scheduled Termination	25	12	2	1	40	0
2. Early Termination	1	0	1	0	2	0
3. Absconder/Warrant	7	2	1	1	11	
4. Revoked-Technical	11	1	0	0	12	0
5. Revoked-New Offense	1	0	0	0	1	0
6. Alternate DOC Commitment	3	0	0	0	3	
7. Unsatisfactory Termination	1	1	0	0	2	0
8. Transferred Out	53	17	5	4	79	
9. Other (Explain)	4	0	0	0	4	0
10. Subtotal (add 1 through 9)	106	33	9	6	154	0
F. Total (D-E10)	928	209	160	22	1319	

XI. Classification of Active Caseload

	Max	Med	Min	Uncl	Total
A. Felony	123	733	72	0	928
B. Misdemeanor	17	165	27	0	209
C. DUI	0	89	71	0	160
D. Traffic	1	14	7	0	22
E. Total	141	1001	177	0	1319

XIV. Investigations Completed

	Felony	Misd	DUI	Traffic	Total
A. Pre-sentence	15	0	14	0	29
B. Abbreviated PSI	0	0	0	0	0
C. Pretrial Bond Reports	3	2	0	0	5
D. Record Checks	0	0	0	0	0
E. JDP	0	0	0	0	0
F. Other (Explain)	0	0	0	0	0

IX. Commitments to DOC

Number	14
--------	----

X. Interstate Compact Cases

Number	28
--------	----

XII. Administrative Caseload

A. Active	366
B. Inactive	294

XIII. Full PSI's Ordered/Pending

Number Ordered	52	Number Pending	64
----------------	----	----------------	----


XV. Case Violations Reported

	Technical	Offense
Violations Reported	30	3

XVI. Court Action on Violations

	Technical	Offense
A. No Violations	3	0
B. Violation	16	2
C. Total	19	2

Signature of Approval by Chief/Director



CHAMPAIGN COUNTY PROBATION AND COURT SERVICES

Joseph J. Gordon
Director

Probation Services
Courthouse
101 E. Main
Urbana, IL 61801
Phone: (217) 384-3751
Fax: (217) 384-1264

Detention Services
400 S. Art Bartell Rd.
Urbana, IL 61802
Phone: (217) 384-3780
Fax: (217) 384-8617

November 8, 2016

To: Administrative Office of the Illinois Courts

From: Champaign County Court Services Department

Re: Monthly Adult Probation Report- October 2016

The following is intended to provide explanations for the information contained in the specified categories on the current Monthly Adult Probation Report.

Section V. Programs Ordered for D.U.I. Cases/ Other

Other programs ordered for D.U.I. cases include attendance at a Victim Impact Panel presentation, attendance at AA/NA meetings and/or Public Service Work.

Section VIII. Active Caseload/E.9 Cases Dropped- Other

One felony cases was dropped due to status change when he was deported from the United States.

One felony was discharged due to his death.

Two felony cases were dropped due to judicial terminations in Champaign County Court.



Janet Wells
Supervisor, Adult Services