

JDC POPULATION REPORT FOR THE MONTH OF JULY 2016

DATE	MALE	FEMALE	JUV	ADULT	CHAMPAIGN	OTHER	OFFENSE CLASSIFICATION	RELEASES	TOTALS
7/1	17	1	15	3	16	2	2 Murder/1 DOJJ/9 Felonies/6 Misd.	0	18-0
7/2	17	0	14	3	15	2	2 Murder/1 DOJJ/8 Felonies/6 Misd.	3	17-3
7/3	17	4	18	3	19	2	2 Murder/1 DOJJ/12 Felonies/6 Misd.	3	21-3
7/4	18	4	19	3	20	2	2 Murder/1 DOJJ/13 Felonies/6 Misd.	1	22-1
7/5	18	4	19	3	20	2	2 Murder/1 DOJJ/13 Felonies/6 Misd.	0	22-0
7/6	17	0	14	3	15	2	2 Murder/9 Felonies/6 Misd.	1	17-1
7/7	17	0	14	3	15	2	2 Murder/9 Felonies/6 Misd.	2	17-2
7/8	18	0	15	3	16	2	2 Murder/10 Felonies/6 Misd.	0	18-0
7/9	18	0	15	3	16	2	2 Murder/10 Felonies/6 Misd.	1	18-1
7/10	18	0	15	3	16	2	2 Murder/10 Felonies/6 Misd.	0	18-0
7/11	18	0	15	3	16	2	2 Murder/10 Felonies/6 Misd.	0	18-0
7/12	18	0	15	3	16	2	2 Murder/11 Felonies/5 Misd.	1	18-1
7/13	19	0	16	3	17	2	2 Murder/11 Felonies/6 Misd.	2	19-2
7/14	18	0	15	3	16	2	2 Murder/10 Felonies/6 Misd.	2	18-2
7/15	18	0	15	3	16	2	2 Murder/10 Felonies/6 Misd.	1	18-1
7/16	16	0	13	3	14	2	2 Murder/8 Felonies/6 Misd.	0	16-0
7/17	16	2	15	3	16	2	2 Murder/10 Felonies/6 Misd.	1	18-1
7/18	16	2	15	3	16	2	2 Murder/10 Felonies/6 Misd.	1	18-1
7/19	17	0	14	3	15	2	2 Murder/9 Felonies/6 Misd.	0	17-0
7/20	18	2	17	3	18	2	2 Murder/1 DOJJ/9 Felonies/8 Misd.	1	20-1
7/21	16	2	15	3	16	2	2 Murder/2 DOJJ/6 Felonies/8 Misd.	0	18-0
7/22	15	1	13	3	14	2	2 Murder/2 DOJJ/6 Felonies/6 Misd.	0	16-0
7/23	12	1	10	3	11	2	2 Murder/6 Felonies/5 Misd.	1	13-1
7/24	13	1	11	3	12	2	2 Murder/7 Felonies/5 Misd.	1	14-1
7/25	15	1	13	3	14	2	2 Murder/9 Felonies/5 Misd.	2	16-2
7/26	17	1	15	3	16	2	2 Murder/1 DOJJ/8 Felonies/5 Misd.	0	18-0
7/27	17	1	15	3	16	2	2 Murder/1 DOJJ/9 Felonies/6 Misd.	0	18-0
7/28	19	1	17	3	18	2	2 Murder/1 DOJJ/9 Felonies/8 Misd.	1	20-1
7/29	15	1	13	3	14	2	2 Murder/8 Felonies/6 Misd.	0	16-0
7/30	15	1	13	3	14	2	2 Murder/8 Felonies/6 Misd.	1	16-1
7/31	15	0	12	3	13	2	2 Murder/8 Felonies/5 Misd.	0	15-0

NOTE: Columns 4 & 5 refer to juvenile or adult Court proceedings; columns 6 & 7 refer to Champaign County cases or other counties being charged to house minors at JDC. Releases refers to minors arrested by police, however released to the parents without being detained at the Center. Totals are minors detained / released for that particular date.

Monthly Juvenile Probation Report

Circuit SIXTH County CHAMPAIGN Month/Year # 18-Jul Preparer Teresa Zebe

I. Juvenile Court Activity	1. Delinquency	2. Addiction	3. MRAI	4. Truancy	5. Neglect/Abuse	6. Dependant	7. Total
A. Petitions Filed	15	0	0	0	4		19
B. Court Action During Month							
1. Petitions Dismissed	4	0	0	0			4
2. Cont. Under Supervision	0	0	0	0			0
3. Adjudication	7	0	0	0			7

II. Criminal Prosecutions	
A. Automatic	0
B. Discretionary	0
C. Total	0

III. Admissions During Month to Active Caseload		
	Formal	Informal
A. Delinquency	7	4
B. Addiction	0	0
C. MRAI	0	0
D. Truancy	0	0
E. Neglect/Abuse	0	0
F. Dependant	0	0
G. Total	7	4

IV. Demographics for Admissions		
A. Sex	Formal	Informal
Male	5	4
Female	2	0
Total	7	4

C. Race/Ethnicity	Formal	Informal
American Indian/Eskimo	0	0
Asian/Pacific Islander	0	0
Black	4	3
Hispanic Origin	0	0
White	0	1
Other	3	0
Total	7	4

V. Intakes Completed	
A. Full Intakes	4
B. Partial Intakes	2
C. Total	6

B. Age	Formal	Informal
12-Under	0	0
13yrs.	0	0
14yrs.	1	1
15yrs.	1	0
16yrs.	1	1
17-over	4	2
Total	7	4

D. Education (Delinquency Only)		
Enrolled in School	Formal	Informal
At Offense	6	4

VII. Court Ordered Programs	
A. Alcohol	0
B. Drug Treatment	0
C. Alcohol & Drug Treatment	1
D. Youth Services Agency	0
E. Mental Health	0
F. Alternative Education	0
G. TASC	0
H. UDIS	0
I. JTPA	0
J. Other (explain)	1

VI. Restitution and fees ordered (Active and Administrative)	
A. New Cases Ordered to Pay Restitution	0
B. Total Amount of Restitution Ordered	\$0
C. Number of New Cases Ordered to Pay Fees	(2) \$180

VII. Placements			
	1. In State	2. Out of State	3. Total
A. Number Beginning of Month	5	2	7
B. Ordered Placed During Month			
1. Foster Home	0	0	0
2. Group Home	0	0	0
3. Resid. Treatment	0	0	0
4. With Relative	0	0	0
5. Subtotal	5	2	7
C. Number Removed During Month	1	0	1
D. Total End of Month	4	2	6

IX. Active Caseload						
	a. Probation	b. Supervision	c. Cont. Under Sup.	d. Informal	e. Other	f. Total
A. Caseload Beg. of Month	116	0	10	6	1	133
B. New Admissions	7	0	0	4	0	11
C. Re-admitted from Admin	1	0	0	0	0	1
D. Transferred In	0	0	0	0	0	0
E. Subtotal (A+B+C+D)	124	0	10	10	1	145
F. Cases Dropped						
1. Scheduled Termination	7	0	0	4	0	11
2. Early Termination	0	0	0	0	0	0
3. Absconder/Warrant	0	0	0	0	0	0
4. Revoked-Technical	0	0	0	0	0	0
5. Revoked-New Offense	0	0	0	0	0	0
6. Alternate DOC Commit.	2	0	0	0	0	2
7. Unsatisfactory Termination	0	0	1	0	0	1
8. Transferred Out	3	0	1	0	0	4
9. Other (explain)	1	0	0	0	0	1
10. Subtotal (Add 1-9)	13	0	2	4	0	19
G. Caseload End of Month(E-F10)	111	0	8	6	1	128

X. Commitments to DOC	
A. Full	4
B. Evaluation	0
C. Habitual Juv. Offender	0
D. Violent Juv. Offender	0
E. Total	4

G. Education
11
0
0
0
0
2
0
4
1
19
116

XI. Interstate Compact Cases	
Number	6

XII. Administrative Caseload	
A. Active	12
B. Inactive	2

XIII. Classification of Active Caseload					
	a. Max.	b. Med.	c. Min.	d. Unclassified	e. Total
A. Probation	30	71	10	0	111
B. Supervision	0	0	0	0	0
C. Cont. Under Sup.	0	4	4	0	8
D. Informal	0	0	6	0	6
E. Other	0	1	0	0	1
F. Total	30	76	20	0	126


XIV. Investigations	
	Completed
A. Social Histories	17
B. Adoption	0
C. Contested Custody	0
D. Suppl. Soc. Hist.	0
E. Intake Screening	0
F. Other (Explain)	14
G. Total	31

XV. Case Violations Reported			
	1. Technical	2. New Offense	3. Total
Violations Reported	3	0	3

XVI. Court Actions on Violations			
	1. Technical	2. New Offense	3. Total
A. No Violations	0	0	0
B. Violation Found	0	0	0
C. Total Court Action	0	0	0

XVII. Home Detention/Electronic Monitoring				
	A. PreAdjud. Home Del.		B. Post Adjud. Home Del.	
	1. Ordered this Month	P Month	1. Ordered this Month	2. End of Month
a. With Elect. Monit.				
b. Without Elect. Monit.	None			
c. Total				

Signature Of Approval by Chief/Director



CHAMPAIGN COUNTY PROBATION AND COURT SERVICES

Joseph J. Gordon
Director

Probation Services
Courthouse
101 E. Main
Urbana, IL 61801
Phone: (217) 384-3753
Fax: (217) 384-1264

Detention Services
400 S. Art Bartell Rd.
Urbana, IL 61802
Phone: (217) 384-3780
Fax: (217) 384-8617

To Whom It May Concern:


Re: July 2016 STATISTICAL EXPLANATION

Please be advised that the explanation for section: VII-(J), and XIV – (F) on the July 2016, Statistical Form is as follows:

- VII – (J): Anger Management (1)
- IX – (F) Closed Interest
- XIV – (F): Remission/Review Reports (14)

Should you have any questions, please do not hesitate to contact me at (217)384-3753.

Respectfully,



Teresa Zebe
Supervisor Juvenile Probation

Monthly Juvenile Probation Report Addendum

Effective 01/01/2014

Circuit Sixth County Champaign Month/Year July 2016

Preparer Teresa Zebe

This report is to be completed for only those juvenile case admissions resultant from Public Act 95-1031 and Public Act 98-0061, which extends the jurisdiction of the juvenile court to include minors under the age of 18 who commit misdemeanor and felony offenses. Thus, this Addendum Report will only include those 17 year olds referred by the court for qualifying misdemeanor and felony offenses. Cases reported on this form are to also be reported on the Monthly Juvenile Probation Report in the appropriate sections to ensure the complete monthly reporting of your department's juvenile caseload.

VIII. Admissions to Active Caseload

	Male					Female					Offense Type								Number of 17 year olds					
	Race/Ethnicity										Property		Person		Drug		Alcohol		Other		Felony	Misd.		
	AJ	A	B	H	W	O	AJ	A	B	H	W	O	M	F	M	F	M	F	M	F			M	F
A. Probation			1											1									1	
B. Supervision																								
C. Count. Under Sup.																								
D. Informal																								
E. Other																								
Total			1											1									1	

XIX. Investigations

	Male	Female
A. Social Histories		
B. Supplemental Social History		
C. Other Investigations		
Total		

Note: Race/Ethnicity are the same categories currently in use on monthly reports. Alcohol is to include minor in possession, use, and/or under the influence offenses. Please specify offenses reported under the Other category.

XX. Risk Classification for End of Month Active Caseload (P/ (PA 95-1031 and PA 98-0061 cases)

	Maximum		Medium		Minimum		Unclassified		Total		Felony		Misdemeanor	
	Male	Female	Male	Female	Male	Female	Male	Female	Male	Female	Male	Female	Male	Female
A. Probation	1		2	1		1			3	2	1	0	2	2
B. Supervision														
C. Count. Under Sup.														
D. Informal														
E. Other														
Total	1		2	1		1			3	2	1	0	2	2

MONTHLY ADULT PROBATION REPORT

Circuit: 6

Department: Adult

July 2016

Preparer: Janet Wells

I. Intakes Completed During Month			
A. Full	78	B. Partial	3

II. Demographics of Intakes		
A. Sex		
	a. Felony	b. Other
1. Male	43	19
2. Female	12	7
3. Total	55	26

B. Age		
	a. Felony	b. Other
1. 17-Under	0	0
2. 18-20	8	4
3. 21-30	20	9
4. 31-40	12	9
5. 41-49	5	2
6. 50-Over	10	2
7. Total	55	26

C. Race and Ethnicity		
	a. Felony	b. Other
1. American Indian	0	0
2. Asian	0	0
3. Black	30	15
4. Hispanic	3	4
5. White	22	7
6. Other	0	0
7. Total	55	26

D. Background at Offense		
	a. Felony	b. Other
1. Employed	19	14
2. High School Grad.	30	14

E. Felony Offense Classification			
1. Class 1	1	4. Class 4	35
2. Class 2	13	5. Other	0
3. Class 3	6	6. Total	55

III. Restitution and Fees Ordered (Active and Administrative)	
A. New Cases Ordered to Pay Restitution	4
B. Total Amount of Restitution Ordered	29897
C. Number of New Cases Ordered to Pay Fees	77

IV. Programs Ordered for New Cases (Active and Administrative)	
A. Alcohol Treatment	0
B. Drug Treatment	3
C. Alcohol and Drug Treatment	14
D. Mental Health	19
E. Sex Offender Treatment	3
F. TASC	0

V. Programs Ordered for DUI Cases (Active and Administrative)	
A. DUI Education	0
B. Treatment	3
C. Education and Treatment	4
D. Other (Explain)	0

VI. DUI Assessment Level (Active and Administrative)						
	Level 1	Level 2 Signif.	Level 2 Med	Level 3	None	Total
A. Probation	0	0	4	2	0	6
B. Conditional Discharge	0	0	0	0	0	0
C. Supervision	0	0	0	0	0	0
D. Total	0	0	4	2	0	6

VII.	Home Confinement		Pretrial Release	
	Order During Month	Total End of Month	Order During Month	Total End of Month
A. Electronically Monitored	0	0	0	0
B. Non-electronically Monitored	0	0	0	0
C. Total	0	0	0	0

VIII. Active Caseload

	Felony	Misd.	DUI	Traffic	Total	
A. Beginning Caseload	980	221	181	24	1406	
B. Admissions						
1. Probation	52	20	6	2	80	
2. Conditional Discharge	0	0	0	0	0	
3. Supervision	0	0	0	0	0	
4. Subtotal (1+2+3)	52	20	6	2	80	
C. Readmitted Administrative	37	16	5	3	61	
D. Subtotal (A+B4+C)	1069	257	192	29	1547	
E. Cases Dropped						Employed
1. Scheduled Termination	20	8	11	2	41	0
2. Early Termination	1	0	0	0	1	0
3. Absconder/Warrant	6	0	0	0	6	
4. Revoked-Technical	4	1	1	0	6	0
5. Revoked-New Offense	1	0	0	0	1	0
6. Alternate DOC Commitment	3	2	0	0	5	
7. Unsatisfactory Termination	4	3	0	0	7	0
8. Transferred Out	48	13	9	5	75	
9. Other (Explain)	4	0	0	0	4	0
10. Subtotal (add 1 through 9)	91	27	21	7	146	0
F. Total (D-E10)	978	230	171	22	1401	

XI. Classification of Active Caseload

	Max	Med	Min	Uncl	Total
A. Felony	132	768	78	0	978
B. Misdemeanor	26	170	34	0	230
C. DUI	1	96	74	0	171
D. Traffic	1	14	7	0	22
E. Total	160	1048	193	0	1401

XIV. Investigations Completed

	Felony	Misd	DUI	Traffic	Total
A. Pre-sentence	17	1	11	3	32
B. Abbreviated PSI	0	0	0	0	0
C. Pretrial Bond Reports	4	2	0	0	6
D. Record Checks	0	0	0	0	0
E. JDP	0	0	0	0	0
F. Other (Explain)	0	0	0	0	0

IX. Commitments to DOC

Number	9
--------	---

X. Interstate Compact Cases

Number	37
--------	----

XII. Administrative Caseload

A. Active	394
B. Inactive	298

XIII. Full PSI's Ordered/Pending

Number Ordered	42	Number Pending	53
----------------	----	----------------	----


XV. Case Violations Reported

	Technical	Offense
Violations Reported	32	6

XVI. Court Action on Violations

	Technical	Offense
A. No Violations	5	2
B. Violation	19	7
C. Total	24	9

Signature of Approval by Chief/Director



CHAMPAIGN COUNTY PROBATION AND COURT SERVICES

Joseph J. Gordon
Director

Probation Services
Courthouse
101 E. Main
Urbana, IL 61801
Phone: (217) 384-3751
Fax: (217) 384-1264

Detention Services
400 S. Art Bartell Rd.
Urbana, IL 61802
Phone: (217) 384-3780
Fax: (217) 384-8617

August 9, 2016

To: Administrative Office of the Illinois Courts

From: Champaign County Court Services Department

RE: Monthly Adult Probation Report- July 2016

The following is intended to provide explanations for the information contained in the specified categories on the current Monthly Adult Probation Report.

Section V. Programs ordered for D.U.I. Cases- Other

Other programs ordered for D.U.I. cases include attendance at a Victim Impact Panel presentation, attendance at AA/NA meetings and/or Public Service Work.

Section VIII. Active Caseload/E.9 Cases Dropped- Other

One felony case was dropped due to a judicial termination.

One felony case was dropped due the defendant being deported.

Two felony cases were dropped due to a status change and added as Inactive Administrative cases.



Janet Wells
Supervisor, Adult Services