

### JDC POPULATION REPORT FOR THE MONTH OF FEBRUARY 2016

DATE	MALE	FEMALE	JUV	ADULT	CHAMPAIGN	OTHER	OFFENSE CLASSIFICATION	RELEASES	TOTALS
2/1	17	1	16	2	16	2	2 Murder/14 Felonies/2 Misd.	0	18-0
2/2	16	0	14	2	14	2	2 Murder/13 Felonies/1 Misd.	0	16-0
2/3	17	1	16	2	16	2	2 Murder/13 Felonies/3 Misd.	1	18-1
2/4	20	1	19	2	19	2	2 Murder/15 Felonies/4 Misd.	1	21-1
2/5	19	1	18	2	18	2	2 Murder/15 Felonies/3 Misd.	0	20-0
2/6	17	1	16	2	16	2	2 Murder/12 Felonies/4 Misd.	0	18-0
2/7	17	1	16	2	16	2	2 Murder/12 Felonies/4 Misd.	0	18-0
2/8	17	1	16	2	16	2	2 Murder/12 Felonies/4 Misd.	0	18-0
2/9	15	1	14	2	14	2	2 Murder/10 Felonies/4 Misd.	1	16-1
2/10	18	1	17	2	17	2	2 Murder/13 Felonies/4 Misd.	0	19-0
2/11	19	1	18	2	18	2	2 Murder/13 Felonies/5 Misd.	0	20-0
2/12	18	1	17	2	17	2	2 Murder/11 Felonies/6 Misd.	1	19-1
2/13	16	1	15	2	15	2	2 Murder/9 Felonies/6 Misd.	0	17-0
2/14	16	1	15	2	15	2	2 Murder/9 Felonies/6 Misd.	0	17-0
2/15	17	1	16	2	16	2	2 Murder/9 Felonies/6 Misd.	0	18-0
2/16	17	1	16	2	16	2	2 Murder/9 Felonies/6 Misd.	0	18-0
2/17	17	1	16	2	16	2	2 Murder/12 Felonies/4 Misd.	1	18-1
2/18	17	1	16	2	16	2	2 Murder/12 Felonies/4 Misd.	0	18-0
2/19	18	1	17	2	17	2	2 Murder/13 Felonies/4 Misd.	0	19-0
2/20	17	2	17	2	17	2	2 Murder/13 Felonies/4 Misd.	0	19-0
2/21	19	2	19	2	19	2	2 Murder/15 Felonies/4 Misd.	0	21-0
2/22	18	2	18	2	18	2	2 Murder/14 Felonies/4 Misd.	0	20-0
2/23	18	2	18	2	18	2	2 Murder/14 Felonies/4 Misd.	0	20-0
2/24	18	3	19	2	19	2	2 Murder/14 Felonies/5 Misd.	1	21-1
2/25	18	3	19	2	19	2	2 Murder/14 Felonies/5 Misd.	0	21-0
2/26	18	3	19	2	19	2	2 Murder/1 DOJJ/14 Felonies/4 Misd.	0	21-0
2/27	12	3	13	2	13	2	2 Murder/1 DOJJ/10 Felonies/2 Misd.	2	15-2
2/28	14	3	15	2	14	3	2 Murder/1 DOJJ/11 Felonies/3 Misd.	0	17-0
2/29	15	3	16	2	16	2	2 Murder/1 DOJJ/13 Felonies/2 Misd.	1	18-1

NOTE: Columns 4 & 5 refer to juvenile or adult Court proceedings; columns 6 & 7 refer to Champaign County cases or other counties being charged to house minors at JDC. Releases refers to minors arrested by police, however released to the parents without being detained at the Center. Totals are minors detained / released for that particular date.

# Monthly Juvenile Probation Report

Circuit SIXTH County CHAMPAIGN Month/Year ## 16-Feb Preparer Teresa Zebe

I. Juvenile Court Activity	1. Delinquency	2. Addiction	3. MRAI	4. Truancy	5. Neglect/Abuse	6. Dependant	7. Total
A. Petitions Filed	17	0	0	0	2	0	19
B. Court Action During Month							
1. Petitions Dismissed	6	0	0	0			6
2. Cont. Under Supervision	1	0	0	0			1
3. Adjudication	9	0	0	0			9

II. Criminal Prosecutions	
A. Automatic	0
B. Discretionary	0
C. Total	0

III. Admissions During Month to Active Caseload		
	Formal	Informal
A. Delinquency	10	4
B. Addiction	0	0
C. MRAI	0	0
D. Truancy	0	0
E. Neglect/Abuse	0	0
F. Dependant	0	0
G. Total	10	4

#### IV. Demographics for Admissions

A. Sex	Formal	Informal
Male	8	2
Female	2	2
Total	10	4

C. Race/Ethnicity	Formal	Informal
American Indian/Eskimo	0	0
Asian/Pacific Islander	0	0
Black	4	1
Hispanic Origin	0	0
White	4	3
Other	2	0
Total	10	4

V. Intakes Completed	
A. Full Intakes	8
B. Partial Intakes	1
C. Total	9

B. Age	Formal	Informal
12-Under	0	0
13yrs.	0	1
14yrs.	3	0
15yrs.	4	1
16yrs.	1	0
17-over	2	2
Total	10	4

D. Education (Delinquency Only)		
Enrolled In School	Formal	Informal
At Offense	9	4

VII. Court Ordered Programs	
A. Alcohol	0
B. Drug Treatment	0
C. Alcohol & Drug Treatment	3
D. Youth Services Agency	0
E. Mental Health	0
F. Alternative Education	0
G. TASC	0
H. UDIS	0
I. JTPA	0
J. Other (explain)	1

VI. Restitution and fees ordered (Active and Administrative)	
A. New Cases Ordered to Pay Restitution	0
B. Total Amount of Restitution Ordered	\$0
C. Number of New Cases Ordered to Pay Fees	7 (\$1,920)

VIII. Placements			
	1. In State	2. Out of State	3. Total
A. Number Beginning of Month			
B. Ordered Placed During Month	9	1	10
1. Foster Home	0	0	0
2. Group Home	1	0	1
3. Resid. Treatment	0	0	0
4. With Relative	0	0	0
5. Subtotal	10	1	11
C. Number Removed During Month	3	0	3
D. Total End of Month	7	1	8

IX. Active Caseload						
	a. Probation	b. Supervision	c. Cont. Under Sup.	d. Informal	e. Other	f. Total
A. Caseload Beg. of Month	108	0	9	12	0	129
B. New Admissions	9	0	1	4	0	14
C. Re-admitted from Admin	2	0	0	0	0	2
D. Transferred In	4	0	1	0	0	5
E. Subtotal (A+B+C+D)	123	0	11	16	0	150
F. Cases Dropped						
1. Scheduled Termination	3	0	0	2	0	5
2. Early Termination	1	0	0	0	0	1
3. Absconder/Warrant	0	0	0	0	0	0
4. Revoked-Technical	0	0	0	0	0	0
5. Revoked-New Offense	1	0	0	0	0	1
6. Alternate DOC Commit.	0	0	0	0	0	0
7. Unsatisfactory Termination	0	0	0	4	0	4
8. Transferred Out	3	0	0	0	0	3
9. Other (explain)	1	0	0	0	0	1
10. Subtotal (Add 1-9)	9	0	0	6	0	15
G. Caseload End of Month(E-F10)	114	0	11	10	0	135

X. Commitments to DOC	
A. Full	2
B. Evaluation	0
C. Habitual Juv. Offender	0
D. Violent Juv. Offender	0
E. Total	2

G. Education	
1. Scheduled Termination	5
2. Early Termination	1
3. Absconder/Warrant	
4. Revoked-Technical	0
5. Revoked-New Offense	1
6. Alternate DOC Commit.	
7. Unsatisfactory Termination	0
8. Transferred Out	
9. Other (explain)	1
10. Subtotal (Add 1-9)	15

XI. Interstate Compact Cases	
Number	5

XII. Administrative Caseload	
A. Active	7
B. Inactive	3

XIII. Classification of Active Caseload					
	a. Max.	b. Med.	c. Min.	d. Unclassified	e. Total
A. Probation	38	70	8	0	114
B. Supervision	0	0	0	0	0
C. Cont. Under Sup.	0	6	5	0	11
D. Informal	0	0	10	0	10
E. Other	0	0	0	0	0
F. Total	38	76	23	0	135


XIV. Investigations	
	Completed
A. Social Histories	7
B. Adoption	0
C. Contested Custody	0
D. Suppl. Soc. Hist.	1
E. Intake Screening	0
F. Other (Explain)	11
G. Total	19

XV. Case Violations Reported			
	1. Technical	2. New Offense	3. Total
Violations Reported	0	1	1

XVI. Court Actions on Violations			
	1. Technical	2. New Offense	3. Total
A. No Violations	0	0	0
B. Violation Found	0	3	3
C. Total Court Action	0	3	3

XVII. Home Detention/Electronic Monitoring				
	A. PreAdjud. Home Det.		B. Post Adjud. Home Det.	
	1. Ordered this Month	2. End of Month	1. Ordered this Month	2. End of Month
a. With Elect. Monit.				
b. Without Elect. Monit.	None			
c. Total				

Signature Of Approval by Chief/Director



# Monthly Juvenile Probation Report Addendum

Effective 01/01/2014

Circuit   Sixth   County   Champaign   Month/Year   Feb 2016   Preparer   Teresa Zebe  

This report is to be completed for only those juvenile case admissions resultant from Public Act 95-1031 and Public Act 98-0061, which extends the jurisdiction of the juvenile court to include minors under the age of 18 who commit misdemeanor and felony offenses. Thus, this Addendum Report will only include those 17 year olds referred by the court for qualifying misdemeanor and felony offenses. Cases reported on this form are to also be reported on the Monthly Juvenile Probation Report in the appropriate sections to ensure the complete monthly reporting of your department's juvenile caseload.

**XVIII. Admissions to Active Caseload**

	Male					Female					Offense Type								Number of 17 year olds					
	Race/Ethnicity										Property		Person		Drug		Alcohol		Other		Felony	Misd.		
	AI	A	B	H	W	O	AI	A	B	H	W	O	M	F	M	F	M	F	M	F				
A. Probation																								
B. Supervision																								
C. Count. Under Sup.																								
D. Informal																								
E. Other																								
<b>Total</b>																								

**XIX. Investigations**

	Male	Female
A. Social Histories		
B. Supplemental Social History		
C. Other Investigations		
<b>Total</b>		

Note: Race/Ethnicity are the same categories currently in use on monthly reports. Alcohol is to include minor in possession, use, and/or under the influence offenses. Please specify offenses reported under the Other category.

**XX. Risk Classification for End of Month Active Caseload (PA (PA 95-1031 and PA 98-0061 cases)**

	Maximum		Medium		Minimum		Unclassified		Total		Felony		Misdemeanor	
	Male	Female	Male	Female	Male	Female	Male	Female	Male	Female	Male	Female	Male	Female
A. Probation	1		2	1		1			3	2	0	0	3	2
B. Supervision														
C. Count. Under Sup.														
D. Informal														
E. Other														
<b>Total</b>	1		2	1		1			3	2	0	0	3	2

# CHAMPAIGN COUNTY PROBATION AND COURT SERVICES

Joseph J. Gordon  
Director

---

---

Probation Services  
Courthouse  
101 E. Main  
Urbana, IL 61801  
Phone: (217) 384-3753  
Fax: (217) 384-1264

Detention Services  
400 S. Art Bartell Rd.  
Urbana, IL 61802  
Phone: (217) 384-3780  
Fax: (217) 384-8617

To Whom It May Concern:

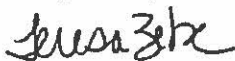
Re: February 2016, STATISTICAL EXPLANATION

Please be advised that the explanation for section: VII – (J), IX – (F) and XIV – (F) on the February 2016, Statistical Form is as follows:

- VII – (J): Court Ordered Programs:  
(1) Anger Management
- IX - (F) Other: Closed Interest
- XIV – (F): Remission/Review Reports (11)

Should you have any questions, please do not hesitate to contact me at (217)384-3753.

Respectfully,



Teresa Zebe  
Supervisor Juvenile Probation

# MONTHLY ADULT PROBATION REPORT

Circuit: 6

Department: Adult

February 2016

Preparer: Janet Wells

I. Intakes Completed During Month			
A. Full	71	B. Partial	1

II. Demographics of Intakes		
A. Sex		
	a. Felony	b. Other
1. Male	41	15
2. Female	12	4
3. Total	53	19

B. Age		
	a. Felony	b. Other
1. 17-Under	0	0
2. 18-20	5	1
3. 21-30	27	4
4. 31-40	11	9
5. 41-49	3	4
6. 50-Over	7	1
7. Total	53	19

C. Race and Ethnicity		
	a. Felony	b. Other
1. American Indian	0	0
2. Asian	0	0
3. Black	22	10
4. Hispanic	7	1
5. White	24	8
6. Other	0	0
7. Total	53	19

D. Background at Offense		
	a. Felony	b. Other
1. Employed	21	9
2. High School Grad.	29	11

E. Felony Offense Classification			
1. Class 1	2	4. Class 4	32
2. Class 2	6	5. Other	0
3. Class 3	13	6. Total	53

III. Restitution and Fees Ordered (Active and Administrative)	
A. New Cases Ordered to Pay Restitution	8
B. Total Amount of Restitution Ordered	20279
C. Number of New Cases Ordered to Pay Fees	71

IV. Programs Ordered for New Cases (Active and Administrative)	
A. Alcohol Treatment	2
B. Drug Treatment	2
C. Alcohol and Drug Treatment	10
D. Mental Health	17
E. Sex Offender Treatment	1
F. TASC	0

V. Programs Ordered for DUI Cases (Active and Administrative)	
A. DUI Education	0
B. Treatment	3
C. Education and Treatment	8
D. Other (Explain)	0

VI. DUI Assessment Level (Active and Administrative)						
	Level 1	Level 2 Signif.	Level 2 Med	Level 3	None	Total
A. Probation	0	2	4	2	0	8
B. Conditional Discharge	0	0	0	0	0	0
C. Supervision	0	0	0	0	0	0
D. Total	0	2	4	2	0	8

VII.	Home Confinement		Pretrial Release	
	Order During Month	Total End of Month	Order During Month	Total End of Month
A. Electronically Monitored	0	0	0	0
B. Non-electronically Monitored	0	0	0	0
C. Total	0	0	0	0



**VIII. Active Caseload**

	Felony	Misd.	DUI	Traffic	Total	
<b>A. Beginning Caseload</b>	948	223	187	25	1383	
<b>B. Admissions</b>						
1. Probation	56	20	5	0	81	
2. Conditional Discharge	0	0	0	0	0	
3. Supervision	0	0	0	0	0	
<b>4. Subtotal (1+2+3)</b>	56	20	5	0	81	
<b>C. Readmitted Administrative</b>	42	12	2	2	58	
<b>D. Subtotal (A+B4+C)</b>	1046	255	194	27	1522	
<b>E. Cases Dropped</b>						Employed
1. Scheduled Termination	19	9	9	0	37	0
2. Early Termination	2	0	1	0	3	0
3. Absconder/Warrant	0	0	0	0	0	
4. Revoked-Technical	7	5	0	0	12	0
5. Revoked-New Offense	3	1	0	0	4	0
6. Alternate DOC Commitment	1	0	0	0	1	
7. Unsatisfactory Termination	2	1	0	0	3	0
8. Transferred Out	43	13	2	2	60	
9. Other (Explain)	1	0	0	0	1	0
<b>10. Subtotal (add 1 through 9)</b>	78	29	12	2	121	0
<b>F. Total (D-E10)</b>	968	226	182	25	1401	

**XI. Classification of Active Caseload**

	Max	Med	Min	Uncl	Total
<b>A. Felony</b>	151	743	74	0	968
<b>B. Misdemeanor</b>	29	174	23	0	226
<b>C. DUI</b>	1	92	89	0	182
<b>D. Traffic</b>	1	18	6	0	25
<b>E. Total</b>	182	1027	192	0	1401

**XIV. Investigations Completed**

	Felony	Misd	DUI	Traffic	Total
<b>A. Pre-sentence</b>	22	4	30	10	66
<b>B. Abbreviated PSI</b>	0	0	0	0	0
<b>C. Pretrial Bond Reports</b>	2	1	0	0	3
<b>D. Record Checks</b>	0	0	0	0	0
<b>E. JDP</b>	0	0	0	0	0
<b>F. Other (Explain)</b>	0	0	0	0	0

**IX. Commitments to DOC**

Number	10
--------	----

**X. Interstate Compact Cases**

Number	33
--------	----

**XII. Administrative Caseload**

A. Active	384
B. Inactive	281

**XIII. Full PSI's Ordered/Pending**

Number Ordered	37	Number Pending	59
----------------	----	----------------	----


**XV. Case Violations Reported**

	Technical	Offense
Violations Reported	27	2

**XVI. Court Action on Violations**

	Technical	Offense
A. No Violations	5	1
B. Violation	25	2
<b>C. Total</b>	30	3

Signature of Approval by Chief/Director



# CHAMPAIGN COUNTY PROBATION AND COURT SERVICES

Joseph J. Gordon  
Director

Probation Services  
Courthouse  
101 E. Main  
Urbana, IL 61801  
Phone: (217) 384-3751  
Fax: (217) 384-1264

Detention Services  
400 S. Art Bartell Rd.  
Urbana, IL 61802  
Phone: (217) 384-3780  
Fax: (217) 384-8617

March 10, 2016

To: Administrative Office of the Illinois Courts

From: Champaign County Court Services Department

RE: Monthly Adult Probation Report- February 2016

The following is intended to provide explanations for the information contained in the specified categories on the current Monthly Adult Probation Report.

Section V. Programs ordered for D.U.I. Cases- Other

Other programs ordered for D.U.I. cases include attendance at a Victim Impact Panel presentation, attendance at AA/NA meetings and/or Public Service Work.

Section VIII. Active Caseload/E.9 Cases Dropped- Other

One felony case was dropped due to a judicial termination.



Janet Wells  
Supervisor, Adult Services