

JDC POPULATION REPORT FOR THE MONTH OF DECEMBER 2015

DATE	MALE	FEMALE	JUV	ADULT	CHAMPAIGN	OTHER	OFFENSE CLASSIFICATION	RELEASES	TOTALS
12/1	12	2	14	0	14	0	1 Class X/9 Felonies/4 Misd.	0	14-0
12/2	12	2	14	0	14	0	1 Class X/9 Felonies/4 Misd.	1	14-1
12/3	11	2	13	0	13	0	1 Class X/8 Felonies/4 Misd.	2	13-2
12/4	13	2	15	0	15	0	1 Class X/9 Felonies/5 Misd.	0	15-0
12/5	13	2	15	0	15	0	1 Class X/9 Felonies/5 Misd.	0	15-0
12/6	13	2	15	0	15	0	1 Class X/9 Felonies/5 Misd.	3	15-3
12/7	14	3	17	0	17	0	1 Class X/10 Felonies/6 Misd.	0	17-0
12/8	14	3	17	0	17	0	1 Class X/10 Felonies/6 Misd.	0	17-0
12/9	12	3	15	0	15	0	1 Class X/8 Felonies/6 Misd.	0	15-0
12/10	13	3	15	1	15	1	1 Murder/1 Class X/8 Felonies/6 Misd.	1	16-1
12/11	13	3	15	1	15	1	1 Murder/1 Class X/8 Felonies/6 Misd.	0	16-0
12/12	13	3	15	1	15	1	1 Murder/1 Class X/8 Felonies/6 Misd.	0	16-0
12/13	13	3	15	1	15	1	1 Murder/1 Class X/7 Felonies/7 Misd.	0	16-0
12/14	14	4	17	1	17	1	1 Murder/1 DOJJ/1 Class X/7 Felonies/8 Misd.	5	18-5
12/15	16	4	19	1	18	2	1 Murder/3 DOJJ/1 Class X/7 Felonies/8 Misd.	1	20-1
12/16	16	5	20	1	19	2	1 Murder/3 DOJJ/1 Class X/7 Felonies/9 Misd.	1	21-1
12/17	16	6	21	1	20	2	1 Murder/1 DOJJ/1 Class X/11 Felonies/8 Misd.	0	22-0
12/18	16	5	20	1	19	2	1 Murder/1 DOJJ/1 Class X/12 Felonies/6 Misd.	2	21-2
12/19	14	3	16	1	16	1	1 Murder/1 Class X/9 Felonies/6 Misd.	1	17-1
12/20	13	3	15	1	15	1	1 Murder/1 Class X/8 Felonies/6 Misd.	0	16-0
12/21	13	3	15	1	15	1	1 Murder/1 Class X/8 Felonies/6 Misd.	1	16-1
12/22	14	3	16	1	16	1	1 Murder/1 Class X/9 Felonies/6 Misd.	0	17-0
12/23	13	3	15	1	15	1	1 Murder/1 Class X/8 Felonies/6 Misd.	0	16-0
12/24	13	3	15	1	15	1	1 Murder/1 Class X/7 Felonies/7 Misd.	0	16-0
12/25	12	3	14	1	14	1	1 Murder/1 Class X/6 Felonies/7 Misd.	0	15-0
12/26	13	3	15	1	15	1	1 Murder/1 Class X/7 Felonies/7 Misd.	0	16-0
12/27	13	3	15	1	15	1	1 Murder/1 Class X/7 Felonies/7 Misd.	0	16-0
12/28	14	3	16	1	16	1	1 Murder/1 Class X/7 Felonies/8 Misd.	0	17-0
12/29	14	3	16	1	16	1	1 Murder/1 Class X/7 Felonies/8 Misd.	1	17-1
12/30	15	2	16	1	16	1	1 Murder/1 Class X/8 Felonies/7 Misd.	1	17-1
12/31	14	2	15	1	15	1	1 Murder/1 Class X/7 Felonies/7 Misd.	0	16-0

NOTE: Columns 4 & 5 refer to juvenile or adult Court proceedings; columns 6 & 7 refer to Champaign County cases or other counties being charged to house minors at JDC. Releases refers to minors arrested by police, however released to the parents without being detained at the Center. Totals are minors detained / released for that particular date.

Monthly Juvenile Probation Report

Circuit SIXTH County CHAMPAIGN Month/Year ## 15-Dec Preparer Teresa Zebe

I. Juvenile Court Activity	1. Delinquency	2. Addiction	3. MRAI	4. Truancy	5. Neglect/Abuse	6. Dependant	7. Total
A. Petitions Filed	20	0	0	0	2	0	22
B. Court Action During Month							
1. Petitions Dismissed	4	0	0	0			4
2. Cont. Under Supervision	0	0	0	0			0
3. Adjudication	0	0	0	0			0

II. Criminal Prosecutions	
A. Automatic	0
B. Discretionary	2
C. Total	2

III. Admissions During Month to Active Caseload		
	Formal	Informal
A. Delinquency	10	2
B. Addiction	0	0
C. MRAI	0	0
D. Truancy	0	0
E. Neglect/Abuse	0	0
F. Dependant	0	0
G. Total	12	2

IV. Demographics for Admissions

A. Sex	Formal	Informal
Male	9	2
Female	1	0
Total	10	2

C. Race/Ethnicity	Formal	Informal
American Indian/Eskimo	0	0
Asian/Pacific Islander	0	0
Black	9	1
Hispanic Origin	0	0
White	0	0
Other	1	1
Total	10	2

V. Intakes Completed	
A. Full Intakes	8
B. Partial Intakes	1
C. Total	9

B. Age	Formal	Informal
12-Under	0	0
13yrs.	1	0
14yrs.	2	0
15yrs.	2	2
16yrs.	4	0
17-over	1	0
Total	10	2

D. Education (Delinquency Only)		
Enrolled in School	Formal	Informal
At Offense	9	2

VI. Restitution and fees ordered (Active and Administrative)	
A. New Cases Ordered to Pay Restitution	0
B. Total Amount of Restitution Ordered	\$0
C. Number of New Cases Ordered to Pay Fees	(6) \$570

VII. Court Ordered Programs	
A. Alcohol	0
B. Drug Treatment	0
C. Alcohol & Drug Treatment	1
D. Youth Services Agency	0
E. Mental Health	1
F. Alternative Education	0
G. TASC	0
H. UDIS	0
I. JTPA	0
J. Other (explain)	1

VIII. Placements			
	1. In State	2. Out of State	3. Total
A. Number Beginning of Month	11	1	12
B. Ordered Placed During Month			
1. Foster Home	0	0	0
2. Group Home	1	0	1
3. Resid. Treatment	2	0	2
4. With Relative	0	0	0
5. Subtotal	14	0	15
C. Number Removed During Month	2	0	2
D. Total End of Month	12	1	13

IX. Active Caseload						
	a. Probation	b. Supervision	c. Cont. Under Sup.	d. Informal	e. Other	f. Total
A. Caseload Beg. of Month	116	0	6	10	0	132
B. New Admissions	10	0	0	2	0	12
C. Re-admitted from Admin	0	0	0	0	0	0
D. Transferred In	0	0	2	0	0	2
E. Subtotal (A+B+C+D)	126	0	8	12	0	146
F. Cases Dropped						
1. Scheduled Termination	7	0	0	1	0	8
2. Early Termination	0	0	0	0	0	0
3. Absconder/Warrant	0	0	0	0	0	0
4. Revoked-Technical	0	0	0	0	0	0
5. Revoked-New Offense	0	0	0	0	0	0
6. Alternate DOC Commit.	1	0	0	0	0	1
7. Unsatisfactory Termination	3	0	0	1	0	4
8. Transferred Out	3	0	0	0	0	3
9. Other (explain)	1	0	1	0	0	2
10. Subtotal (Add 1-9)	15	0	1	2	0	18
G. Caseload End of Month(E-F10)	111	0	7	10	0	128

X. Commitments to DOC	
A. Full	1
B. Evaluation	3
C. Habitual Juv. Offender	0
D. Violent Juv. Offender	0
E. Total	4

G. Education
8
0
0
0
0
4
3
2
18

XI. Interstate Compact Cases	
Number	3

XII. Administrative Caseload	
A. Active	8
B. Inactive	4

XIII. Classification of Active Caseload					
	a. Max.	b. Med.	c. Min.	d. Unclassified	e. Total
A. Probation	31	75	5	0	111
B. Supervision	0	0	0	0	0
C. Cont. Under Sup.	0	3	4	0	7
D. Informal	0	0	10	0	10
E. Other	0	0	0	0	0
F. Total	31	78	19	0	128


XIV. Investigations	
	Completed
A. Social Histories	9
B. Adoption	0
C. Contested Custody	0
D. Suppl. Soc. Hist.	3
E. Intake Screening	0
F. Other (Explain)	19
G. Total	31

XV. Case Violations Reported			
	1. Technical	2. New Offense	3. Total
Violations Reported	0	0	0

XVI. Court Actions on Violations			
	1. Technical	2. New Offense	3. Total
A. No Violations	0	0	0
B. Violation Found	1	0	1
C. Total Court Action	1	0	1

XVII. Home Detention/Electronic Monitoring				
	A. PreAdjud. Home Det.		B. Post Adjud. Home Det.	
	1. Ordered this Month	2. End of Month	1. Ordered this Month	2. End of Month
a. With Elect. Monit.				
b. Without Elect. Monit.	None			
c. Total				

Signature Of Approval by Chief/Director



CHAMPAIGN COUNTY PROBATION AND COURT SERVICES

Joseph J. Gordon
Director

Probation Services
Courthouse
101 E. Main
Urbana, IL 61801
Phone: (217) 384-3753
Fax: (217) 384-1264

Detention Services
400 S. Art Bartell Rd.
Urbana, IL 61802
Phone: (217) 384-3780
Fax: (217) 384-8617

To Whom It May Concern:

Re: December 2015 STATISTICAL EXPLANATION

Please be advised that the explanation for section: VII – (J), IX – (F) and XIV – (F) on the December 2015, Statistical Form is as follows:

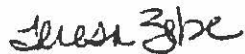
VII – (J): Court Ordered Programs:
(1) Anger Management

IX - (F) (1) Other: Judicial Term

XIV – (F): Remission/Review Reports (19)

Should you have any questions, please do not hesitate to contact me at (217)384-3753.

Respectfully,



Teresa Zebe
Supervisor Juvenile Probation

Monthly Juvenile Probation Report Addendum

Effective 01/01/2014

Circuit Sixth County Champaign Month/Year Dec 2015

Preparer Teresa Zebe

This report is to be completed for only those juvenile case admissions resultant from Public Act 95-1031 and Public Act 98-0061, which extends the jurisdiction of the juvenile court to include minors under the age of 18 who commit misdemeanor and felony offenses. Thus, this Addendum Report will only include those 17 year olds referred by the court for qualifying misdemeanor and felony offenses. Cases reported on this form are to also be reported on the Monthly Juvenile Probation Report in the appropriate sections to ensure the complete monthly reporting of your department's juvenile caseload.

XVIII. Admissions to Active Caseload

	Male										Female										Offense Type								Number of 17 year olds	
	Race/Ethnicity										Property		Person		Drug		Alcohol		Other		Felony	Misd.								
	AI	A	B	H	W	O	AI	A	B	H	W	O	M	F	M	F	M	F	M	F			M	F						
A. Probation																														
B. Supervision																														
C. Court. Under Sup.																														
D. Informal																														
E. Other																														
Total																														

XIX. Investigations

	Male	Female
A. Social Histories		
B. Supplemental Social History		
C. Other Investigations		
Total	0	0

Note: Race/Ethnicity are the same categories currently in use on monthly reports. Alcohol is to include minor in possession, use, and/or under the influence offenses. Please specify offenses reported under the Other category.

XX. Risk Classification for End of Month Active Caseload (PA (PA 95-1031 and PA 98-0061 cases)

	Maximum		Medium		Minimum		Unclassified		Total		Felony		Misdemeanor	
	Male	Female	Male	Female	Male	Female	Male	Female	Male	Female	Male	Female	Male	Female
A. Probation	1		2	2		1			3	3	0	0	3	3
B. Supervision														
C. Court. Under Sup.														
D. Informal														
E. Other														
Total	1		2	2		1			3	3	0	0	3	3

MONTHLY ADULT PROBATION REPORT

Circuit: 6

Department: Adult

December 2015

Preparer: Janet Wells

I. Intakes Completed During Month			
A. Full	84	B. Partial	2

II. Demographics of Intakes		
A. Sex		
	a. Felony	b. Other
1. Male	42	16
2. Female	20	8
3. Total	62	24

B. Age		
	a. Felony	b. Other
1. 17-Under	0	0
2. 18-20	5	2
3. 21-30	21	9
4. 31-40	13	10
5. 41-49	15	3
6. 50-Over	8	0
7. Total	62	24

C. Race and Ethnicity		
	a. Felony	b. Other
1. American Indian	0	0
2. Asian	0	0
3. Black	29	10
4. Hispanic	2	2
5. White	31	12
6. Other	0	0
7. Total	62	24

D. Background at Offense		
	a. Felony	b. Other
1. Employed	24	11
2. High School Grad.	39	12

E. Felony Offense Classification			
1. Class 1	2	4. Class 4	38
2. Class 2	8	5. Other	0
3. Class 3	14	6. Total	62

III. Restitution and Fees Ordered (Active and Administrative)	
A. New Cases Ordered to Pay Restitution	8
B. Total Amount of Restitution Ordered	23150
C. Number of New Cases Ordered to Pay Fees	84

IV. Programs Ordered for New Cases (Active and Administrative)	
A. Alcohol Treatment	2
B. Drug Treatment	4
C. Alcohol and Drug Treatment	21
D. Mental Health	14
E. Sex Offender Treatment	2
F. TASC	0

V. Programs Ordered for DUI Cases (Active and Administrative)	
A. DUI Education	0
B. Treatment	1
C. Education and Treatment	7
D. Other (Explain)	0

VI. DUI Assessment Level (Active and Administrative)						
	Level 1	Level 2 Signif.	Level 2 Med	Level 3	None	Total
A. Probation	0	0	7	1	0	8
B. Conditional Discharge	0	0	0	0	0	0
C. Supervision	0	0	0	0	0	0
D. Total	0	0	7	1	0	8

VII.	Home Confinement		Pretrial Release		Total End of Month
	Order During Month	Total End of Month	Order During Month	Total End of Month	
A. Electronically Monitored	0	0	0	0	0
B. Non-electronically Monitored	0	0	0	0	0
C. Total	0	0	0	0	0

VIII. Active Caseload

	Felony	Misd.	DUI	Traffic	Total	
A. Beginning Caseload	972	208	195	29	1404	
B. Admissions						
1. Probation	64	21	4	2	91	
2. Conditional Discharge	0	0	0	0	0	
3. Supervision	0	0	0	0	0	
4. Subtotal (1+2+3)	64	21	4	2	91	
C. Readmitted Administrative	34	9	9	1	53	
D. Subtotal (A+B4+C)	1070	238	208	32	1548	
E. Cases Dropped						Employed
1. Scheduled Termination	19	5	6	2	32	0
2. Early Termination	0	0	0	0	0	0
3. Absconder/Warrant	2	1	0	0	3	
4. Revoked-Technical	7	2	0	0	9	0
5. Revoked-New Offense	2	0	0	0	2	0
6. Alternate DOC Commitment	3	0	0	0	3	
7. Unsatisfactory Termination	0	0	0	0	0	0
8. Transferred Out	52	10	9	1	72	
9. Other (Explain)	10	1	0	0	11	0
10. Subtotal (add 1 through 9)	95	19	15	3	132	0
F. Total (D-E10)	975	219	193	29	1416	

XI. Classification of Active Caseload

	Max	Med	Min	Uncl	Total
A. Felony	144	752	79	0	975
B. Misdemeanor	26	161	32	0	219
C. DUI	0	94	99	0	193
D. Traffic	1	18	10	0	29
E. Total	171	1025	220	0	1416

XIV. Investigations Completed

	Felony	Misd	DUI	Traffic	Total
A. Pre-sentence	22	4	17	9	52
B. Abbreviated PSI	0	0	0	0	0
C. Pretrial Bond Reports	7	1	0	0	8
D. Record Checks	0	0	0	0	0
E. JDP	0	0	0	0	0
F. Other (Explain)	0	0	0	0	0

IX. Commitments to DOC

Number	11
--------	----

X. Interstate Compact Cases

Number	35
--------	----

XII. Administrative Caseload

A. Active	389
B. Inactive	284

XIII. Full PSI's Ordered/Pending

Number Ordered	68	Number Pending	88
----------------	----	----------------	----


XV. Case Violations Reported

	Technical	Offense
Violations Reported	21	0

XVI. Court Action on Violations

	Technical	Offense
A. No Violations	7	1
B. Violation	10	0
C. Total	17	1

Signature of Approval by Chief/Director



CHAMPAIGN COUNTY PROBATION AND COURT SERVICES

Joseph J. Gordon
Director

Probation Services
Courthouse
101 E. Main
Urbana, IL 61801
Phone: (217) 384-3751
Fax: (217) 384-1264

Detention Services
400 S. Art Bartell Rd.
Urbana, IL 61802
Phone: (217) 384-3780
Fax: (217) 384-8617

January 11, 2016

To: Administrative Office of the Illinois Courts

From: Champaign County Court Services Department

RE: Monthly Adult Probation Report- December 2015

The following is intended to provide explanations for the information contained in the specified categories on the current Monthly Adult Probation Report.

Section V. Programs ordered for D.U.I. Cases- Other

Other programs ordered for D.U.I. cases include attendance at a Victim Impact Panel presentation, attendance at AA/NA meetings and/or Public Service Work.

Section VIII. Active Caseload/E.9 Cases Dropped- Other

Three felony cases were dropped due to judicial terminations.

Two felony cases were dropped due to a status change and added as an Inactive Administrative cases.

Five felony cases were dropped due to a status change and added as Active Administrative cases.

One misdemeanor case was dropped due to a status change and added as an Inactive Administrative case.



Janet Wells
Supervisor, Adult Services