

JDC POPULATION REPORT FOR THE MONTH OF DECEMBER 2014

DATE	MALE	FEMALE	JUV	ADULT	CHAMPAIGN	OTHER	OFFENSE CLASSIFICATION	RELEASES	TOTALS
12/1	19	3	21	1	17	5	3 Class X/2 DOJJ/14 Felonies/3 Misd.	1	22-1
12/2	17	4	20	1	16	5	3 Class X/1 DOJJ/14 Felonies/3 Misd.	0	21-0
12/3	16	6	21	1	17	5	3 Class X/1 DOJJ/14 Felonies/4 Misd.	0	22-0
12/4	17	7	23	1	19	5	4 Class X/1 DOJJ/13 Felonies/6 Misd.	1	24-1
12/5	17	6	22	1	19	4	4 Class X/2 DOJJ/12 Felonies/5 Misd.	3	23-3
12/6	16	7	22	1	19	4	3 Class X/2 DOJJ/13 Felonies/5 Misd.	4	23-4
12/7	16	7	22	1	19	4	3 Class X/2 DOJJ/13 Felonies/5 Misd.	1	23-1
12/8	14	8	21	1	18	4	3 Class X/2 DOJJ/14 Felonies/3 Misd.	1	22-1
12/9	14	6	19	1	16	4	3 Class X/1 DOJJ/14 Felonies/2 Misd.	1	20-1
12/10	15	9	23	1	19	5	3 Class X/1 DOJJ/19 Felonies/1 Misd.	1	24-1
12/11	17	10	26	1	22	5	3 Class X/1 DOJJ/20 Felonies/3 Misd.	1	27-1
12/12	16	9	24	1	20	5	3 Class X/1 DOJJ/18 Felonies/3 Misd.	1	25-1
12/13	15	9	23	1	19	5	3 Class X/18 Felonies/3 Misd.	0	24-0
12/14	15	9	23	1	19	5	3 Class X/18 Felonies/3 Misd.	0	24-0
12/15	16	8	23	1	19	5	3 Class X/18 Felonies/3 Misd.	2	24-2
12/16	18	9	26	1	21	6	3 Class X/2 DOJJ/17 Felonies/5 Misd.	3	27-3
12/17	17	7	23	1	18	6	3 Class X/2 DOJJ/15 Felonies/4 Misd.	0	24-0
12/18	15	8	23	0	19	4	2 Class X/15 Felonies/6 Misd.	2	23-2
12/19	13	5	18	0	14	4	2 Class X/11 Felonies/5 Misd.	0	18-0
12/20	15	4	16	3	15	4	5 Class X/11 Felonies/3 Misd.	1	19-1
12/21	15	4	16	3	15	4	5 Class X/11 Felonies/3 Misd.	0	19-0
12/22	17	5	18	4	18	4	6 Class X/12 Felonies/4 Misd.	0	22-0
12/23	16	5	17	4	16	5	6 Class X/1 DOJJ/11 Felonies/3 Misd.	0	21-0
12/24	16	5	17	4	15	6	7 Class X/1 DOJJ/11 Felonies/2 Misd.	0	21-0
12/25	14	5	15	4	15	4	6 Class X/11 Felonies/2 Misd.	0	19-0
12/26	15	5	16	4	16	4	6 Class X/11 Felonies/3 Misd.	0	20-0
12/27	15	5	14	6	16	4	8 Class X/9 Felonies/3 Misd.	0	20-0
12/28	14	5	13	6	15	4	8 Class X/9 Felonies/2 Misd.	0	19-0
12/29	16	5	15	6	17	4	8 Class X/10 Felonies/3 Misd.	0	21-0
12/30	16	4	14	6	16	4	8 Class X/1 DOJJ/9 Felonies/2 Misd.	1	20-1
12/31	16	4	14	6	17	3	8 Class X/1 DOJJ/9 Felonies/2 Misd.	2	20-2

NOTE: Columns 4 & 5 refer to juvenile or adult Court proceedings; columns 6 & 7 refer to Champaign County cases or other counties being charged to house minors at JDC. Releases refers to minors arrested by police, however released to the parents without being detained at the Center. Totals are minors detained / released for that particular date.

Monthly Juvenile Probation Report

Circuit SIXTH County CHAMPAIGN Month/Year ## 14-Dec Preparer Teresa Zebe

I. Juvenile Court Activity	1. Delinquency	2. Addiction	3. MRAI	4. Truancy	5. Neglect/Abuse	6. Dependant	7. Total
A. Petitions Filed	25	0	0	0	3	0	28
B. Court Action During Month							
1. Petitions Dismissed	3	0	0	0			3
2. Cont. Under Supervision	0	0	0	0			0
3. Adjudication	12	0	0	0			12

II. Criminal Prosecutions	
A. Automatic	1
B. Discretionary	0
C. Total	1

III. Admissions During Month to Active Caseload		
	Formal	Informal
A. Delinquency	12	3
B. Addiction	0	0
C. MRAI	0	0
D. Truancy	0	0
E. Neglect/Abuse	0	0
F. Dependant	0	0
G. Total	12	3

IV. Demographics for Admissions		
A. Sex	Formal	Informal
Male	10	3
Female	2	0
Total	12	3

C. Race/Ethnicity	Formal	Informal
American Indian/Eskimo	0	0
Asian/Pacific Islander	0	0
Black	8	2
Hispanic Origin	0	0
White	1	1
Other	3	0
Total	12	3

V. Intakes Completed	
A. Full Intakes	5
B. Partial Intakes	1
C. Total	6

B. Age	Formal	Informal
12-Under	0	2
13yrs.	3	0
14yrs.	1	0
15yrs.	3	0
16yrs.	2	1
17-over	3	0
Total	12	3

D. Education (Delinquency Only)		
Enrolled in School	Formal	Informal
At Offense	12	3

VI. Restitution and fees ordered (Active and Administrative)	
A. New Cases Ordered to Pay Restitution	1
B. Total Amount of Restitution Ordered	\$4,639
C. Number of New Cases Ordered to Pay Fees	(8) \$600

VII. Court Ordered Programs	
A. Alcohol	0
B. Drug Treatment	0
C. Alcohol & Drug Treatment	4
D. Youth Services Agency	0
E. Mental Health	0
F. Alternative Education	0
G. TASC	0
H. UDIS	0
I. JTPA	0
J. Other (explain)	1

VIII. Placements			
	1. In State	2. Out of State	3. Total
A. Number Beginning of Month	12	3	15
B. Ordered Placed During Month			
1. Foster Home	0	0	0
2. Group Home	0	0	0
3. Resid. Treatment	0	0	0
4. With Relative	0	0	0
5. Subtotal	0	0	0
C. Number Removed During Month	1	2	3
D. Total End of Month	11	1	12

IX. Active Caseload						
	a. Probation	b. Supervision	c. Cont. Under Sup.	d. Informal	e. Other	f. Total
A. Caseload Beg. of Month	138	0	3	6	1	148
B. New Admissions	12	0	0	3	0	15
C. Re-admitted from Admin	0	0	0	0	0	0
D. Transferred In	4	0	1	0	0	5
E. Subtotal (A+B+C+D)	154	0	4	9	1	168
F. Cases Dropped						
1. Scheduled Termination	1	0	0	2	0	3
2. Early Termination	0	0	0	0	0	0
3. Absconder/Warrant	3	0	0	0	0	3
4. Revoked-Technical	0	0	0	0	0	0
5. Revoked-New Offense	0	0	0	0	0	0
6. Alternate DOC Commit.	6	0	0	0	0	6
7. Unsatisfactory Termination	0	0	0	1	0	1
8. Transferred Out	3	0	0	0	0	3
9. Other (explain)	0	0	0	0	0	0
10. Subtotal (Add 1-9)	13	0	0	3	0	16
G. Caseload End of Month(E-F10)	141	0	4	6	1	152

X. Commitments to DOC	
A. Full	5
B. Evaluation	2
C. Habitual Juv. Offender	0
D. Violent Juv. Offender	0
E. Total	7

XIII. Classification of Active Caseload					
	a. Max.	b. Med.	c. Min.	d. Unclassified	e. Total
A. Probation	31	102	8	0	141
B. Supervision	0	0	0	0	0
C. Cont. Under Sup.	0	3	1	0	4
D. Informal	0	0	6	0	6
E. Other	0	1	0	0	1
F. Total	31	106	15	0	152

XIV. Investigations	
	Completed
A. Social Histories	17
B. Adoption	0
C. Contested Custody	0
D. Suppl. Soc. Hist.	1
E. Intake Screening	0
F. Other (Explain)	33
G. Total	51

XV. Case Violations Reported			
	1. Technical	2. New Offense	3. Total
Violations Reported	0	0	0


XVI. Court Actions on Violations			
	1. Technical	2. New Offense	3. Total
A. No Violations	0	0	0
B. Violation Found	0	1	1
C. Total Court Action	0	1	1

XVII. Home Detention/Electronic Monitoring				
	A. PreAdjud. Home Det.		B. Post Adjud. Home Det.	
	1. Ordered this Month	2. End of Month	1. Ordered this Month	2. End of Month
a. With Elect. Monit.				
b. Without Elect. Monit.	None			
c. Total				

XI. Interstate Compact Cases	
Number	4

XII. Administrative Caseload	
A. Active	8
B. Inactive	3

Signature Of Approval by Chief/Director



CHAMPAIGN COUNTY PROBATION AND COURT SERVICES

Joseph J. Gordon
Director

Probation Services
Courthouse
101 E. Main
Urbana, IL 61801
Phone: (217) 384-3753
Fax: (217) 384-1264

Detention Services
400 S. Art Bartell Rd.
Urbana, IL 61802
Phone: (217) 384-3780
Fax: (217) 384-8617

To Whom It May Concern:

Re: December 2014, STATISTICAL EXPLANATION


Please be advised that the explanation for section VII – (J); XIV – (F); on the December 2014, Statistical Form is as follows:

VII – (J): Anger Management (1)

XIV – (F): Remission/Review Reports (33)

Should you have any questions, please do not hesitate to contact me at (217)384-3753.

Respectfully,



Teresa Zebe
Supervisor Juvenile Probation

Monthly Juvenile Probation Report Addendum

Effective 01/01/2014

Circuit Sixth County Champaign Month/Year Dec 2014 Preparer Teresa Zebe

This report is to be completed for only those juvenile case admissions resultant from Public Act 95-1031 and Public Act 98-0061, which extends the jurisdiction of the juvenile court to include minors under the age of 18 who commit misdemeanor and felony offenses. Thus, this Addendum Report will only include those 17 year olds referred by the court for qualifying misdemeanor and felony offenses. Cases reported on this form are to also be reported on the Monthly Juvenile Probation Report in the appropriate sections to ensure the complete monthly reporting of your department's juvenile caseload.

XVIII. Admissions to Active Caseload

	Male					Female					Offense Type								Number of 17 year olds					
	Race/Ethnicity										Property		Person		Drug		Alcohol		Other		Felony	Misd.		
	AI	A	B	H	W	O	AI	A	B	H	W	O	M	F	M	F	M	F	M	F			M	F
A. Probation																								
B. Supervision																								
C. Count. Under Sup.																								
D. Informal																								
E. Other																								
Total	0	0	0	0	0	0	0	0	0	0	0	0	0	0	0	0	0	0	0	0	0	0	0	0

XIX. Investigations

	Male	Female
A. Social Histories	0	0
B. Supplemental Social History	0	0
C. Other Investigations	0	0
Total	0	0

Note: Race/Ethnicity are the same categories currently in use on monthly reports. Alcohol is to include minor in possession, use, and/or under the influence offenses. Please specify offenses reported under the Other category.

XX. Risk Classification for End of Month Active Caseload (P) (PA 95-1031 and PA 98-0061 cases)

	Maximum		Medium		Minimum		Unclassified		Total		Felony		Misdemeanor	
	Male	Female	Male	Female	Male	Female	Male	Female	Male	Female	Male	Female	Male	Female
A. Probation			4			1			4	1	2	0	3	1
B. Supervision														
C. Count. Under Sup.			1						1					
D. Informal														
E. Other														
Total			5			1			5	1	2	0	3	1

MONTHLY ADULT PROBATION REPORT

Circuit: 6

Department: Adult

December

Preparer: Janet Wells

I. Intakes Completed During Month			
A. Full	65	B. Partial	3

II. Demographics of Intakes		
A. Sex		
	a. Felony	b. Other
1. Male	37	15
2. Female	11	5
3. Total	48	20

B. Age		
	a. Felony	b. Other
1. 17-Under	0	0
2. 18-20	12	2
3. 21-30	19	10
4. 31-40	8	2
5. 41-49	4	3
6. 50-Over	5	3
7. Total	48	20

C. Race and Ethnicity		
	a. Felony	b. Other
1. American Indian	0	0
2. Asian	1	0
3. Black	15	5
4. Hispanic	5	2
5. White	27	13
6. Other	0	0
7. Total	48	20

D. Background at Offense		
	a. Felony	b. Other
1. Employed	24	12
2. High School Grad.	20	14

E. Felony Offense Classification			
1. Class 1	0	4. Class 4	31
2. Class 2	9	5. Other	0
3. Class 3	8	6. Total	48

III. Restitution and Fees Ordered (Active and Administrative)	
A. New Cases Ordered to Pay Restitution	11
B. Total Amount of Restitution Ordered	4090
C. Number of New Cases Ordered to Pay Fees	71

IV. Programs Ordered for New Cases (Active and Administrative)	
A. Alcohol Treatment	2
B. Drug Treatment	3
C. Alcohol and Drug Treatment	13
D. Mental Health	6
E. Sex Offender Treatment	3
F. TASC	0

V. Programs Ordered for DUI Cases (Active and Administrative)	
A. DUI Education	0
B. Treatment	0
C. Education and Treatment	8
D. Other (Explain)	0

VI. DUI Assessment Level (Active and Administrative)						
	Level 1	Level 2 Signif.	Level 2 Med	Level 3	None	Total
A. Probation	0	1	0	0	0	1
B. Conditional Discharge	0	0	0	0	0	0
C. Supervision	0	0	0	0	0	0
D. Total	0	1	0	0	0	1

VII.	Home Confinement		Pretrial Release	
	Order During Month	Total End of Month	Order During Month	Total End of Month
A. Electronically Monitored	0	0	0	0
B. Non-electronically Monitored	0	0	0	0
C. Total	0	0	0	0

VIII. Active Caseload

	Felony	Misd.	DUI	Traffic	Total	
A. Beginning Caseload	932	200	202	24	1358	
B. Admissions						
1. Probation	39	4	8	7	58	
2. Conditional Discharge	0	0	0	0	0	
3. Supervision	0	0	0	0	0	
4. Subtotal (1+2+3)	39	4	8	7	58	
C. Readmitted Administrative	38	11	7	5	61	
D. Subtotal (A+B4+C)	1009	215	217	36	1477	
E. Cases Dropped						Employed
1. Scheduled Termination	33	7	1	1	42	0
2. Early Termination	0	0	0	0	0	0
3. Absconder/Warrant	1	0	0	0	1	
4. Revoked-Technical	5	0	0	0	5	0
5. Revoked-New Offense	1	0	0	0	1	0
6. Alternate DOC Commitment	1	0	0	0	1	
7. Unsatisfactory Termination	4	0	0	0	4	0
8. Transferred Out	46	9	7	3	65	
9. Other (Explain)	2	0	1	0	3	0
10. Subtotal (add 1 through 9)	93	16	9	4	122	0
F. Total (D-E10)	916	199	208	32	1355	

XI. Classification of Active Caseload

	Max	Med	Min	Uncl	Total
A. Felony	118	714	84	0	916
B. Misdemeanor	17	145	37	0	199
C. DUI	1	80	127	0	208
D. Traffic	1	24	7	0	32
E. Total	137	963	255	0	1355

XIV. Investigations Completed

	Felony	Misd	DUI	Traffic	Total
A. Pre-sentence	44	8	11	7	70
B. Abbreviated PSI	0	0	0	0	0
C. Pretrial Bond Reports	0	0	0	0	0
D. Record Checks	0	0	0	0	0
E. JDP	0	0	0	0	0
F. Other (Explain)	0	0	0	0	0

IX. Commitments to DOC

Number	7
--------	---

X. Interstate Compact Cases

Number	36
--------	----

XII. Administrative Caseload

A. Active	450
B. Inactive	271

XIII. Full PSI's Ordered/Pending

Number Ordered	42	Number Pending	35
----------------	----	----------------	----


XV. Case Violations Reported

	Technical	Offense
Violations Reported	27	1

XVI. Court Action on Violations

	Technical	Offense
A. No Violations	5	0
B. Violation	16	0
C. Total	21	0

Signature of Approval by Chief/Director



CHAMPAIGN COUNTY PROBATION AND COURT SERVICES

Joseph J. Gordon
Director

Probation Services
Courthouse
101 E. Main
Urbana, IL 61801
Phone: (217) 384-3751
Fax: (217) 384-1264

Detention Services
400 S. Art Bartell Rd.
Urbana, IL 61802
Phone: (217) 384-3780
Fax: (217) 384-8617

January 14, 2015

To: Administrative Office of the Illinois Courts

From: Champaign County Court Services Department

RE: Monthly Adult Probation Report- December 2014

The following is intended to provide explanations for the information contained in the specified categories on the current Monthly Adult Probation Report.

Section V. Programs ordered for D.U.I. Cases- Other

Other programs ordered for D.U.I. cases include attendance at a Victim Impact Panel presentation, attendance at AA/NA meetings and/or Public Service Work.

Section VIII. Active Caseload/E.9 Cases Dropped- Other

One felony case was dropped do to a status change and added as Active Administrative case.

One felony case was dropped due to the defendant's death.

One misdemeanor case was dropped due to the defendant's death.



Janet Wells
Supervisor, Adult Services