

JDC POPULATION REPORT FOR THE MONTH OF OCTOBER 2011

DATE	MALE	FEMALE	JUV	ADULT	CHAMPAIGN	OTHER	OFFENSE CLASSIFICATION	RELEASES	TOTALS
10/1	7	1	8	0	8	0	2 Class X/3 Felonies/3 Misd.	1	8-0
10/2	7	1	8	0	8	0	2 Class X/3 Felonies/3 Misd.	0	8-1
10/3	8	3	11	0	11	0	2 Class X/5 Felonies/4 Misd.	1	11-0
10/4	11	3	14	0	13	1	2 Class X/1 DOJJ/6 Felonies/5 Misd.	0	14-1
10/5	10	1	11	0	10	1	2 Class X/1 DOJJ/4 Felonies/4 Misd.	1	11-1
10/6	10	1	11	0	11	0	2 Class X/5 Felonies/4 Misd.	1	11-0
10/7	9	2	11	0	11	0	2 Class X/4 Felonies/5 Misd.	0	11-0
10/8	9	2	11	0	11	0	2 Class X/4 Felonies/5 Misd.	0	11-0
10/9	11	3	14	0	13	1	2 Class X/5 Felonies/7 Misd.	0	14-0
10/10	10	3	13	0	12	1	2 Class X/5 Felonies/6 Misd.	2	13-2
10/11	10	3	13	0	12	1	2 Class X/1 DOJJ/4 Felonies/6 Misd.	0	13-0
10/12	10	3	13	0	13	0	2 Class X/1 DOJJ/4 Felonies/6 Misd.	1	13-1
10/13	11	3	14	0	14	0	2 Class X/1 DOJJ/5 Felonies/6 Misd.	0	14-0
10/14	9	4	13	0	13	0	2 Class X/1 DOJJ/4 Felonies/6 Misd.	1	13-1
10/15	6	2	8	0	8	0	2 Class X/3 Felonies/3 Misd.	0	8-0
10/16	6	2	8	0	8	0	2 Class X/3 Felonies/3 Misd.	0	8-0
10/17	5	3	8	0	8	0	2 Class X/4 Felonies/2 Misd.	0	8-0
10/18	6	3	9	0	9	0	2 Class X/5 Felonies/2 Misd.	2	9-2
10/19	7	3	10	0	10	0	2 Class X/6 Felonies/2 Misd.	3	10-3
10/20	6	4	10	0	10	0	2 Class X/6 Felonies/2 Misd.	0	10-0
10/21	9	4	13	0	13	0	2 Class X/8 Felonies/3 Misd.	0	13-0
10/22	10	4	14	0	14	0	2 Class X/9 Felonies/3 Misd.	0	14-0
10/23	10	4	14	0	14	0	2 Class X/9 Felonies/3 Misd.	0	14-0
10/24	9	4	13	0	13	0	2 Class X/8 Felonies/3 Misd.	0	13-0
10/25	5	5	10	0	9	1	2 Class X/1 DOJJ/5 Felonies/2 Misd.	1	10-1
10/26	7	5	12	0	11	1	2 Class X/2 DOJJ/5 Felonies/3 Misd.	0	12-0
10/27	7	5	12	0	12	0	2 Class X/1 DOJJ/5 Felonies/4 Misd.	1	12-1
10/28	6	5	11	0	11	0	2 Class X/1 DOJJ/5 Felonies/3 Misd.	0	11-0
10/29	6	4	10	0	10	0	2 Class X/5 Felonies/3 Misd.	0	10-0
10/30	6	5	11	0	11	0	2 Class X/5 Felonies/4 Misd.	0	11-0
10/31	7	5	12	0	12	0	2 Class X/4 Felonies/6 Misd.	0	12-0

NOTE: Columns 4 & 5 refer to juvenile or adult Court proceedings; columns 6 & 7 refer to Champaign County cases or other counties being charged to house minors at JDC. Releases refers to minors arrested by police, however released to the parents without being detained at the Center. Totals are minors detained / released for that particular date.

Monthly Juvenile Probation Report

Circuit SIXTH County CHAMPAIGN Month/Year ## 11-Oct Preparer Teresa Zebe

I. Juvenile Court Activity	1. Delinquency	2. Addiction	3. MRAI	4. Truancy	5. Neglect/Abuse	6. Dependant	7. Total
A. Petitions Filed	28	0	0	0	5	0	33
B. Court Action During Month							
1. Petitions Dismissed	8	0	0	0			8
2. Cont. Under Supervision	0	0	0	0			0
3. Adjudication	7	0	0	0			7

II. Criminal Prosecutions	
A. Automatic	0
B. Discretionary	0
C. Total	0

IV. Demographics for Admissions

A. Sex	Formal	Informal
Male	5	2
Female	2	3
Total	7	5

B. Age	Formal	Informal
12-Under	0	0
13yrs.	2	0
14yrs.	0	0
15yrs.	1	1
16yrs.	1	2
17-over	3	2
Total	7	5

C. Race/Ethnicity	Formal	Informal
American Indian/Eskimo	0	0
Asian/Pacific Islander	0	0
Black	5	2
Hispanic Origin	0	0
White	2	3
Other	0	0
Total	7	5

V. Intakes Completed	
A. Full Intakes	8
B. Partial Intakes	1
C. Total	9

III. Admissions During Month to Active Caseload

	Formal	Informal
A. Delinquency	7	5
B. Addiction	0	0
C. MRAI	0	0
D. Truancy	0	0
E. Neglect/Abuse	0	0
F. Dependant	0	0
G. Total	7	5

D. Education (Delinquency Only)		
Enrolled in School	Formal	Informal
At Offense	7	5

VII. Court Ordered Programs

A. Alcohol	0
B. Drug Treatment	0
C. Alcohol & Drug Treatment	4
D. Youth Services Agency	0
E. Mental Health	0
F. Alternative Education	0
G. TASC	0
H. UDIS	0
I. JTPA	0
J. Other (explain)	3

VI. Restitution and fees ordered (Active and Administrative)

A. New Cases Ordered to Pay Restitution	1
B. Total Amount of Restitution Ordered	\$4,322
C. Number of New Cases Ordered to Pay Fees	6 (\$660)

VIII. Placements

	1. In State	2. Out of State	3. Total
A. Number Beginning of Month	13	0	13
B. Ordered Placed During Month			
1. Foster Home	0	0	0
2. Group Home	0	0	0
3. Resid. Treatment	2	0	2
4. With Relative	0	0	0
5. Subtotal	15	0	15
C. Number Removed During Month	1	0	1
D. Total End of Month	14	0	14

IX. Active Caseload						
	a. Probation	b. Supervision	c. Cont. Under Sup.	d. Informal	e. Other	f. Total
A. Caseload Beg. of Month	129	0	5	7	2	143
B. New Admissions	7	0	0	5	0	12
C. Re-admitted from Admin	0	0	0	0	0	0
D. Transferred In	3	0	1	0	0	4
E. Subtotal (A+B+C+D)	139	0	6	12	2	159
F. Cases Dropped						
1. Scheduled Termination	2	0	0	3	0	5
2. Early Termination	1	0	0	0	0	1
3. Absconder/Warrant	0	0	0	0	0	0
4. Revoked-Technical	0	0	0	0	0	0
5. Revoked-New Offense	1	0	0	0	0	1
6. Alternate DOC Commit.	0	0	0	0	0	0
7. Unsatisfactory Termination	2	0	0	0	0	2
8. Transferred Out	4	0	0	0	0	4
9. Other (explain)	0	0	0	0	0	0
10. Subtotal (Add 1-9)	10	0	0	3	0	13
G. Caseload End of Month(E-F10)	129	0	6	9	2	146

X. Commitments to DOC	
A. Full	1
B. Evaluation	1
C. Habitual Juv. Offender	0
D. Violent Juv. Offender	0
E. Total	2

G. Education	
5	5
1	1
0	0
0	0
1	1
0	0
2	2
4	4
0	0
13	13
139	139

XI. Interstate Compact Cases	
Number	2

XII. Administrative Caseload	
A. Active	6
B. Inactive	2

XIII. Classification of Active Caseload					
	a. Max.	b. Med.	c. Min.	d. Unclassified	e. Total
A. Probation	21	101	7	0	129
B. Supervision	0	0	0	0	0
C. Cont. Under Sup.	0	5	1	0	6
D. Informal	0	0	9	0	9
E. Other	0	2	0	0	2
F. Total	21	108	17	0	146


XIV. Investigations	
	Completed
A. Social Histories	10
B. Adoption	0
C. Contested Custody	0
D. Suppl. Soc. Hist.	0
E. Intake Screening	0
F. Other (Explain)	27
G. Total	37

XV. Case Violations Reported			
	1. Technical	2. New Offense	3. Total
Violations Reported	0	1	1

XVI. Court Actions on Violations			
	1. Technical	2. New Offense	3. Total
A. No Violations	0	0	0
B. Violation Found	0	1	1
C. Total Court Action	0	1	1

XVII. Home Detention/Electronic Monitoring				
	A. PreAdjud. Home Det.		B. Post Adjud. Home Det.	
	1. Ordered this Month	2. End of Month	1. Ordered this Month	2. End of Month
a. With Elect. Monit.				
b. Without Elect. Monit.	None			
c. Total				

Signature Of Approval by Chief/Director



Monthly Juvenile Probation Report Addendum

(Public Act 95-1031, Tracking 17 Year Old Misdemeanants)

Circuit Sixth County Champaign Month/Year October 2011 Preparer Teresa Zebe

This report is to be completed for only those juvenile case admissions resultant from Pubic Act 95-1031, which extends the jurisdiction of the juvenile court to include minors under the age of 18 who commit misdemeanor offenses. Thus, this Addendum Report will only include those 17 year olds referred by the court for qualifying misdemeanor offenses. Cases reported on this form are to also be reported on the Monthly Juvenile Probation Report in the appropriate sections to ensure the complete monthly reporting of your department's juvenile caseload.

XVIII. Admissions to Active Caseload

	Male						Female						Offense Type						Number Originally Charged As Felon					
	Race/Ethnicity												Property		Person		Drug		Alcohol		Other		Male	Female
	AI	A	B	H	W	O	AI	A	B	H	W	O	M	F	M	F	M	F	M	F				
A. Probation																								
B. Supervision																								
C. Count. Under Sup.																								
D. Informal																								
E. Other																								
Total	0	0	0	0	0	0	0	0	0	0	0	0	0	0	0	0	0	0	0	0	0	0	0	0

XIX. Investigations

	Male	Female
A. Social Histories	0	0
B. Supplemental Social History	0	0
C. Other Investigations	0	0
Total	0	0

Note: Race/Ethnicity are the same categories currently in use on monthly reports. Alcohol is to include minor in possession, use, and/or under the influence offenses. Please specify offenses reported under the Other category.

XX. Risk Classification for End of Month Active Caseload (PA 95-1031 cases)

	Maximum		Medium		Minimum		Unclassified		Total	
	Male	Female	Male	Female	Male	Female	Male	Female	Male	Female
A. Probation			5						5	0
B. Supervision										
C. Count. Under Sup.										
D. Informal										
E. Other										
Total	0	0	5	0	0	0	0	0	5	0

CHAMPAIGN COUNTY PROBATION AND COURT SERVICES

Joseph J. Gordon
Director

Probation Services
Courthouse
101 E. Main
Urbana, IL 61801
Phone: (217) 384-3753
Fax: (217) 384-1264

Detention Services
400 S. Art Bartell Rd.
Urbana, IL 61802
Phone: (217) 384-3780
Fax: (217) 384-8617

To Whom It May Concern:

Re: October 2011 STATISTICAL EXPLANATION

Please be advised that the explanation for sections VII – J, and XIV-F on the October 2011 Statistical Form is as follows:

VII – (J) is as follows:

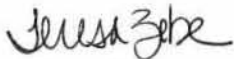
Anger Management (3)

XIV – (F): is as follows:

Remission/Review Reports (27)

Should you have any questions, please do not hesitate to contact me at (217)384-3753.

Respectfully,



Teresa Zebe
Supervisor Juvenile Probation

MONTHLY ADULT PROBATION REPORT

Circuit: 6

Department: Adult

October 2011

Preparer: Janet Wells

I. Intakes Completed During Month			
A. Full	75	B. Partial	6

II. Demographics of Intakes		
A. Sex		
	a. Felony	b. Other
1. Male	35	24
2. Female	12	10
3. Total	47	34

B. Age		
	a. Felony	b. Other
1. 17-Under	1	0
2. 18-20	6	6
3. 21-30	19	16
4. 31-40	12	4
5. 41-49	5	3
6. 50-Over	4	5
7. Total	47	34

C. Race and Ethnicity		
	a. Felony	b. Other
1. American Indian	0	0
2. Asian	1	0
3. Black	28	15
4. Hispanic	1	1
5. White	17	18
6. Other	0	0
7. Total	47	34

D. Background at Offense		
	a. Felony	b. Other
1. Employed	21	14
2. High School Grad.	28	20

E. Felony Offense Classification			
1. Class 1	0	4. Class 4	33
2. Class 2	6	5. Other	0
3. Class 3	8	6. Total	47

III. Restitution and Fees Ordered (Active and Administrative)	
A. New Cases Ordered to Pay Restitution	5
B. Total Amount of Restitution Ordered	7425.94
C. Number of New Cases Ordered to Pay Fees	48

IV. Programs Ordered for New Cases (Active and Administrative)	
A. Alcohol Treatment	4
B. Drug Treatment	2
C. Alcohol and Drug Treatment	17
D. Mental Health	4
E. Sex Offender Treatment	1
F. TASC	0

V. Programs Ordered for DUI Cases (Active and Administrative)	
A. DUI Education	2
B. Treatment	2
C. Education and Treatment	5
D. Other (Explain)	0

VI. DUI Assessment Level (Active and Administrative)						
	Level 1	Level 2 Signif.	Level 2 Med	Level 3	None	Total
A. Probation	0	1	0	0	0	0
B. Conditional Discharge	0	0	0	0	0	0
C. Supervision	0	0	0	0	0	0
D. Total	0	1	0	0	0	0

VII.	Home Confinement		Pretrial Release	
	Order During Month	Total End of Month	Order During Month	Total End of Month
A. Electronically Monitored	0	0	0	0
B. Non-electronically Monitored	0	0	0	0
C. Total	0	0	0	0

VIII. Active Caseload

	Felony	Misd.	DUI	Traffic	Total	
A. Beginning Caseload	947	320	143	13	1423	
B. Admissions						
1. Probation	78	36	7	3	124	
2. Conditional Discharge	0	0	0	0	0	
3. Supervision	0	0	0	0	0	
4. Subtotal (1+2+3)	78	36	7	3	124	
C. Readmitted Administrative	1	0	0	0	1	
D. Subtotal (A+B4+C)	1026	356	150	16	1548	
E. Cases Dropped						Employed
1. Scheduled Termination	4	1	4	0	9	0
2. Early Termination	3	0	0	0	3	0
3. Absconder/Warrant	0	0	0	0	0	
4. Revoked-Technical	1	0	0	0	1	0
5. Revoked-New Offense	0	0	0	0	0	0
6. Alternate DOC Commitment	4	0	0	0	4	
7. Unsatisfactory Termination	24	7	0	0	31	0
8. Transferred Out	9	5	1	0	15	
9. Other (Explain)	0	0	0	0	0	0
10. Subtotal (add 1 through 9)	45	13	5	0	63	0
F. Total (D-E10)	981	343	145	16	1485	

XI. Classification of Active Caseload

	Max	Med	Min	Uncl	Total
A. Felony	107	720	117	37	981
B. Misdemeanor	25	250	52	16	343
C. DUI	2	51	91	1	145
D. Traffic	0	10	6	0	16
E. Total	134	1031	266	54	1485

XIV. Investigations Completed

	Felony	Misd	DUI	Traffic	Total
A. Pre-sentence	19	4	8	7	38
B. Abbreviated PSI	0	1	0	0	1
C. Pretrial Bond Reports	1	3	0	0	4
D. Record Checks	0	0	0	0	0
E. JDP	0	0	0	0	0
F. Other (Explain)	0	0	0	0	0

IX. Commitments to DOC

Number	9
--------	---

X. Interstate Compact Cases

Number	34
--------	----

XII. Administrative Caseload

A. Active	430
B. Inactive	163

XIII. Full PSI's Ordered/Pending

Number Ordered	19	Number Pending	22
----------------	----	----------------	----


XV. Case Violations Reported

	Technical	Offense
Violations Reported	59	8

XVI. Court Action on Violations

	Technical	Offense
A. No Violations	15	4
B. Violation	5	11
C. Total	20	15

Signature of Approval by Chief/Director



CHAMPAIGN COUNTY PROBATION AND COURT SERVICES

Joseph J. Gordon
Director

Probation Services
Courthouse
101 E. Main
Urbana, IL 61801
Phone: (217) 384-3751
Fax: (217) 384-1264

Detention Services
400 S. Art Bartell Rd.
Urbana, IL 61802
Phone: (217) 384-3780
Fax: (217) 384-8617

November 16, 2011

To: Administrative Office of the Illinois Courts

From: Champaign County Court Services Department

Re: Monthly Adult Probation Report- October 2011

The following is intended to provide explanations for the information contained in the specified categories on the current Monthly Adult Probation Report.

Section V. Programs Ordered for D.U.I. Cases/ Other

Other programs ordered for D.U.I. cases include attendance at a Victim Impact Panel presentation, attendance at AA/NA meetings and/or Public Service Work.

Section VIII. Active Caseload/E.9 Cases Dropped- Other

No changes to report



Janet Wells
Supervisor, Adult Services