

### JDC POPULATION REPORT FOR THE MONTH OF APRIL 2011

DATE	MALE	FEMALE	JUV	ADULT	CHAMPAIGN	OTHER	OFFENSE CLASSIFICATION	RELEASES	TOTALS
4/1	17	1	17	1	18	0	4 Class X/2 DOJJ/10 Felonies/2 Misd.	0	18-0
4/2	15	0	14	1	15	0	4 Class X/1 DOJJ/9 Felonies/1 Misd.	0	15-0
4/3	15	0	14	1	15	0	4 Class X/1 DOJJ/9 Felonies/1 Misd.	1	15-1
4/4	16	0	15	1	16	0	4 Class X/1 DOJJ/10 Felonies/1 Misd.	0	16-0
4/5	15	1	15	1	16	0	4 Class X/2 DOJJ/9 Felonies/1 Misd.	2	16-2
4/6	17	1	17	1	18	0	5 Class X/2 DOJJ/8 Felonies/3 Misd.	1	18-1
4/7	17	1	17	1	18	0	5 Class X/2 DOJJ/6 Felonies/5 Misd.	1	18-1
4/8	16	1	16	1	17	0	5 Class X/2 DOJJ/5 Felonies/5 Misd.	2	17-2
4/9	13	1	13	1	14	0	5 Class X/4 Felonies/5 Misd.	0	14-0
4/10	14	1	14	1	15	0	5 Class X/5 Felonies/5 Misd.	0	15-0
4/11	14	1	14	1	15	0	5 Class X/5 Felonies/5 Misd.	2	15-2
4/12	16	3	18	1	19	0	5 Class X/8 Felonies/6 Misd.	1	19-1
4/13	16	5	20	1	21	0	5 Class X/1 DOJJ/9 Felonies/6 Misd.	1	21-1
4/14	17	5	21	1	22	0	5 Class X/1 DOJJ/10 Felonies/6 Misd.	2	22-2
4/15	18	4	21	1	22	0	5 Class X/1 DOJJ/9 Felonies/7 Misd.	0	22-0
4/16	16	3	18	1	19	0	5 Class X/8 Felonies/6 Misd.	1	19-1
4/17	16	3	18	1	19	0	5 Class X/8 Felonies/6 Misd.	1	19-1
4/18	17	3	19	1	20	0	5 Class X/10 Felonies/5 Misd.	1	20-1
4/19	18	3	20	1	21	0	5 Class X/11 Felonies/5 Misd.	1	21-1
4/20	18	3	20	1	21	0	5 Class X/10 Felonies/6 Misd.	0	21-0
4/21	19	3	21	1	22	0	5 Class X/10 Felonies/7 Misd.	1	22-1
4/22	19	2	20	1	21	0	5 Class X/9 Felonies/7 Misd.	2	21-2
4/23	19	2	20	1	21	0	5 Class X/8 Felonies/8 Misd.	0	21-0
4/24	20	2	21	1	22	0	5 Class X/9 Felonies/8 Misd.	0	22-0
4/25	19	2	20	1	21	0	5 Class X/8 Felonies/8 Misd.	0	21-0
4/26	15	3	17	1	18	0	5 Class X/8 Felonies/5 Misd.	3	18-3
4/27	13	4	16	1	17	0	5 Class X/8 Felonies/4 Misd.	0	17-0
4/28	12	2	13	1	14	0	5 Class X/6 Felonies/3 Misd.	0	14-0
4/29	12	1	13	0	13	0	4 Class X/7 Felonies/2 Misd.	1	13-1
4/30	10	0	10	0	10	0	4 Class X/6 Felonies	1	10-1

NOTE: Columns 4 & 5 refer to juvenile or adult Court proceedings; columns 6 & 7 refer to Champaign County cases or other counties being charged to house minors at JDC. Releases refers to minors arrested by police, however released to the parents without being detained at the Center. Totals are minors detained / released for that particular date.

# Monthly Juvenile Probation Report

Circuit SIXTH County CHAMPAIGN Month/Year 2011-April Preparer Teresa Zebe

I. Juvenile Court Activity	1. Delinquency	2. Addiction	3. MRAI	4. Truancy	5. Neglect/Abuse	6. Dependant	7. Total
A. Petitions Filed	28	0	0	0	8	0	36
B. Court Action During Month							
1. Petitions Dismissed	5	0	0	0			5
2. Cont. Under Supervision	0	0	0	0			0
3. Adjudication	5	0	0	0			5

II. Criminal Prosecutions	
A. Automatic	0
B. Discretionary	0
C. Total	0

III. Admissions During Month to Active Caseload		
	Formal	Informal
A. Delinquency	5	4
B. Addiction	0	0
C. MRAI	0	0
D. Truancy	0	0
E. Neglect/Abuse	0	0
F. Dependant	0	0
G. Total	5	4

IV. Demographics for Admissions		
A. Sex	Formal	Informal
Male	4	3
Female	1	1
Total	5	4

C. Race/Ethnicity	Formal	Informal
American Indian/Eskimo	0	0
Asian/Pacific Islander	0	0
Black	3	3
Hispanic Origin	0	0
White	2	1
Other	0	0
Total	5	4

B. Age	Formal	Informal
12-Under	0	0
13yrs.	0	1
14yrs.	1	2
15yrs.	1	0
16yrs.	1	1
17-over	2	0
Total	5	4

D. Education (Delinquency Only)		
Enrolled in School	Formal	Informal
At Offense	4	4

VI. Restitution and fees ordered (Active and Administrative)	
A. New Cases Ordered to Pay Restitution	1
B. Total Amount of Restitution Ordered	\$500
C. Number of New Cases Ordered to Pay Fees	(5) \$780

V. Intakes Completed	
A. Full Intakes	1
B. Partial Intakes	0
C. Total	1

VII. Court Ordered Programs	
A. Alcohol	0
B. Drug Treatment	0
C. Alcohol & Drug Treatment	2
D. Youth Services Agency	0
E. Mental Health	2
F. Alternative Education	0
G. TASC	0
H. UDIS	0
I. JTPA	0
J. Other (explain)	1

VIII. Placements			
	1. In State	2. Out of State	3. Total
A. Number Beginning of Month	10	1	11
B. Ordered Placed During Month			
1. Foster Home	0	0	0
2. Group Home	1	0	1
3. Resid. Treatment	1	0	1
4. With Relative	0	0	0
5. Subtotal	12	1	13
C. Number Removed During Month	1	1	2
D. Total End of Month	11	0	11

IX. Active Caseload						
	a. Probation	b. Supervision	c. Cont. Under Sup.	d. Informal	e. Other	f. Total
A. Caseload Beg. of Month	147	0	5	19	2	173
B. New Admissions	5	0	0	4	0	9
C. Re-admitted from Admin	0	0	0	0	0	0
D. Transferred In	3	0	0	0	0	3
E. Subtotal (A+B+C+D)	155	0	5	23	2	185
F. Cases Dropped						
1. Scheduled Termination	4	0	0	4	0	8
2. Early Termination	1	0	0	0	0	1
3. Absconder/Warrant	0	0	0	0	0	0
4. Revoked-Technical	0	0	0	0	0	0
5. Revoked-New Offense	0	0	0	0	0	0
6. Alternate DOC Commit.	0	0	0	0	0	0
7. Unsatisfactory Termination	0	0	0	1	0	1
8. Transferred Out	3	0	0	0	0	3
9. Other (explain)	0	0	0	0	0	0
10. Subtotal (Add 1-9)	8	0	0	5	0	13
G. Caseload End of Month(E-F10)	147	0	5	18	2	172

X. Commitments to DOC	
A. Full	3
B. Evaluation	1
C. Habitual Juv. Offender	0
D. Violent Juv. Offender	0
E. Total	4

G. Education
4
1
0
0
0
0
0
1
3
0
12
168

XI. Interstate Compact Cases	
Number	2

XII. Administrative Caseload	
A. Active	7
B. Inactive	3

XIII. Classification of Active Caseload					
	a. Max.	b. Med.	c. Min.	d. Unclassified	e. Total
A. Probation	19	122	6	0	147
B. Supervision	0	0	0	0	0
C. Cont. Under Sup.	0	4	1	0	5
D. Informal	0	0	18	0	18
E. Other	0	2	0	0	2
F. Total	19	128	25	0	172


XIV. Investigations	
	Completed
A. Social Histories	6
B. Adoption	0
C. Contested Custody	0
D. Suppl. Sc. Hist.	1
E. Intake Screening	0
F. Other (Explain)	30
G. Total	37

XV. Case Violations Reported			
	1. Technical	2. New Offense	3. Total
Violations Reported	2	0	2

XVI. Court Actions on Violations			
	1. Technical	2. New Offense	3. Total
A. No Violations	0	0	0
B. Violation Found	1	0	1
C. Total Court Action	1	0	1

XVII. Home Detention/Electronic Monitoring				
	A. PreAdjud. Home Det.		B. Post Adjud. Home Det.	
	1. Ordered this Month	2. End of Month	1. Ordered this Month	2. End of Month
a. With Elect. Monit.				
b. Without Elect. Monit.	None			
c. Total				

Signature Of Approval by Chief/Director



# CHAMPAIGN COUNTY PROBATION AND COURT SERVICES

Joseph J. Gordon  
Director

---

---

Probation Services  
Courthouse  
101 E. Main  
Urbana, IL 61801  
Phone: (217) 384-3753  
Fax: (217) 384-1264

Detention Services  
400 S. Art Bartell Rd.  
Urbana, IL 61802  
Phone: (217) 384-3780  
Fax: (217) 384-8617

To Whom It May Concern:

Re: April 2011 STATISTICAL EXPLANATION

Please be advised that the explanation for sections VII – J and XIV-F on the April 2011 Statistical Form is as follows:

VII – (J) is as follows:


Anger Management (1)

XIV – (F): is as follows:

Remission/Review Reports (30)

Should you have any questions, please do not hesitate to contact me at (217)384-3753.

Respectfully,



Teresa Zebe  
Supervisor Juvenile Probation

# Monthly Juvenile Probation Report Addendum

(Public Act 95-1031, Tracking 17 Year Old Misdemeanants)

Circuit         Sixth         County         Champaign         Month/Year         April 2011         Preparer         Teresa Zebe        

This report is to be completed for only those juvenile case admissions resultant from Pubic Act 95-1031, which extends the jurisdiction of the juvenile court to include minors under the age of 18 who commit misdemeanor offenses. Thus, this Addendum Report will only include those 17 year olds referred by the court for qualifying misdemeanor offenses. Cases reported on this form are to also be reported on the Monthly Juvenile Probation Report in the appropriate sections to ensure the complete monthly reporting of your department's juvenile caseload.

## XVIII. Admissions to Active Caseload

	Male						Female						Offense Type						Number Originally Charged As Felon					
	Race/Ethnicity						Property		Person		Drug		Alcohol		Other		Male	Female						
	AI	A	B	H	W	O	AI	A	B	H	W	O	M	F	M	F			M	F	M	F		
A. Probation																								0
B. Supervision																								
C. Count. Under Sup.																								
D. Informal																								
E. Other																								
<b>Total</b>	0	0	0	0	0	0	0	0	0	0	0	0	0	0	0	0	0	0	0	0	0	0	0	0

## XIX. Investigations

	Male	Female
A. Social Histories	0	0
B. Supplemental Social History	0	0
C. Other Investigations	0	0
<b>Total</b>	0	0

Note: Race/Ethnicity are the same categories currently in use on monthly reports. Alcohol is to include minor in possession, use, and/or under the influence offenses. Please specify offenses reported under the Other category.

## XX. Risk Classification for End of Month Active Caseload (PA 95-1031 cases)

	Maximum		Medium		Minimum		Unclassified		Total	
	Male	Female	Male	Female	Male	Female	Male	Female	Male	Female
A. Probation			4						4	0
B. Supervision										
C. Count. Under Sup.										
D. Informal										
E. Other										
<b>Total</b>	0	0	4	0	0	0	0	0	4	0

# MONTHLY ADULT PROBATION REPORT

Circuit: 6

Department: Adult

April 2011

Preparer: Janet Wells

I. Intakes Completed During Month			
A. Full	50	B. Partial	2

II. Demographics of Intakes		
A. Sex		
	a. Felony	b. Other
1. Male	24	10
2. Female	8	10
<b>3. Total</b>	<b>32</b>	<b>20</b>

B. Age		
	a. Felony	b. Other
1. 17-Under	1	0
2. 18-20	3	10
3. 21-30	13	8
4. 31-40	8	0
5. 41-49	5	2
6. 50-Over	2	0
<b>7. Total</b>	<b>32</b>	<b>20</b>

C. Race and Ethnicity		
	a. Felony	b. Other
1. American Indian	0	0
2. Asian	1	0
3. Black	18	11
4. Hispanic	1	0
5. White	12	9
6. Other	0	0
<b>7. Total</b>	<b>32</b>	<b>20</b>

D. Background at Offense		
	a. Felony	b. Other
1. Employed	6	4
2. High School Grad.	20	11

E. Felony Offense Classification			
1. Class 1	0	4. Class 4	21
2. Class 2	4	5. Other	0
3. Class 3	7	<b>6. Total</b>	<b>32</b>

III. Restitution and Fees Ordered (Active and Administrative)	
A. New Cases Ordered to Pay Restitution	6
B. Total Amount of Restitution Ordered	18261.53
C. Number of New Cases Ordered to Pay Fees	35

IV. Programs Ordered for New Cases (Active and Administrative)	
A. Alcohol Treatment	2
B. Drug Treatment	7
C. Alcohol and Drug Treatment	6
D. Mental Health	2
E. Sex Offender Treatment	0
F. TASC	0

V. Programs Ordered for DUI Cases (Active and Administrative)	
A. DUI Education	1
B. Treatment	1
C. Education and Treatment	2
D. Other (Explain)	0

VI. DUI Assessment Level (Active and Administrative)						
	Level 1	Level 2 Signif.	Level 2 Med	Level 3	None	Total
A. Probation	0	0	0	0	0	0
B. Conditional Discharge	0	0	0	0	0	0
C. Supervision	0	0	0	0	0	0
<b>D. Total</b>	<b>0</b>	<b>0</b>	<b>0</b>	<b>0</b>	<b>0</b>	<b>0</b>

	Home Confinement		Pretrial Release		
	Order During Month		Total End of Month	Order During Month	Total End of Month
A. Electronically Monitored	0		0	0	0
B. Non-electronically Monitored	0		0	0	0
<b>C. Total</b>	<b>0</b>		<b>0</b>	<b>0</b>	<b>0</b>

VIII. Active Caseload						
	Felony	Misd.	DUI	Traffic	Total	
<b>A. Beginning Caseload</b>	1123	349	130	20	1622	
<b>B. Admissions</b>						
1. Probation	72	38	5	2	117	
2. Conditional Discharge	0	0	0	0	0	
3. Supervision	0	0	0	0	0	
<b>4. Subtotal (1+2+3)</b>	<b>72</b>	<b>38</b>	<b>5</b>	<b>2</b>	<b>117</b>	
C. Readmitted Administrative	0	0	0	0	0	
<b>D. Subtotal (A+B4+C)</b>	<b>1195</b>	<b>387</b>	<b>135</b>	<b>22</b>	<b>1739</b>	
<b>E. Cases Dropped</b>						Employed
1. Scheduled Termination	9	4	6	0	19	0
2. Early Termination	4	3	0	0	7	0
3. Absconder/Warrant	1	0	0	0	1	
4. Revoked-Technical	3	0	1	0	4	0
5. Revoked-New Offense	2	0	0	0	2	0
6. Alternate DOC Commitment	0	0	0	0	0	
7. Unsatisfactory Termination	14	7	1	0	22	0
8. Transferred Out	4	0	1	0	5	
9. Other (Explain)	0	0	1	0	1	0
<b>10. Subtotal (add 1 through 9)</b>	<b>37</b>	<b>14</b>	<b>10</b>	<b>0</b>	<b>61</b>	<b>0</b>
<b>F. Total (D-E10)</b>	<b>1158</b>	<b>373</b>	<b>125</b>	<b>22</b>	<b>1678</b>	

XI. Classification of Active Caseload					
	Max	Med	Min	Uncl	Total
A. Felony	106	849	158	45	1158
B. Misdemeanor	25	262	66	20	373
C. DUI	1	53	68	3	125
D. Traffic	0	10	12	0	22
<b>E. Total</b>	<b>132</b>	<b>1174</b>	<b>304</b>	<b>68</b>	<b>1678</b>

XIV. Investigations Completed					
	Felony	Misd	DUI	Traffic	Total
A. Pre-sentence	30	9	12	0	51
B. Abbreviated PSI	0	0	0	0	0
C. Pretrial Bond Reports	2	1	0	0	3
D. Record Checks	0	0	0	0	0
E. JDP	0	0	0	0	0
F. Other (Explain)	0	0	0	0	0

IX. Commitments to DOC	
Number	2

X. Interstate Compact Cases	
Number	57


XII. Administrative Caseload	
A. Active	449
B. Inactive	141

XIII. Full PSI's Ordered/Pending			
Number Ordered	44	Number Pending	38

XV. Case Violations Reported		
	Technical	Offense
Violations Reported	50	14

XVI. Court Action on Violations		
	Technical	Offense
A. No Violations	12	4
B. Violation	8	1
<b>C. Total</b>	<b>20</b>	<b>5</b>

Signature of Approval by Chief/Director



# CHAMPAIGN COUNTY PROBATION AND COURT SERVICES

Joseph J. Gordon  
Director

Probation Services  
Courthouse  
101 E. Main  
Urbana, IL 61801  
Phone: (217) 384-3751  
Fax: (217) 384-1264

Detention Services  
400 S. Art Bartell Rd.  
Urbana, IL 61802  
Phone: (217) 384-3780  
Fax: (217) 384-8617

May 9, 2011

To: Administrative Office of the Illinois Courts

From: Champaign County Court Services Department

Re: Monthly Adult Probation Report- April 2011

The following is intended to provide explanations for the information contained in the specified categories on the current Monthly Adult Probation Report.

Section V. Programs Ordered for D.U.I. Cases/ Other

Other programs ordered for D.U.I. cases include attendance at a Victim Impact Panel presentation, attendance at AA/NA meetings and/or Public Service Work.

Section VIII. Active Caseload/E.9 Cases Dropped- Other

One misdemeanor case was dropped due to a status change and added as a felony admission.



Janet Wells  
Supervisor, Adult Services