

**JDC POPULATION REPORT FOR THE MONTH OF JANUARY 2010**

DATE	MALE	FEMALE	JUV	ADULT	CHAMPAIGN	OTHER	OFFENSE CLASSIFICATION	RELEASES	TOTALS
1/1	8	5	12	1	12	1	1 Class X/1 Felony/11 Misd.	0	13-0
1/2	8	5	12	1	12	1	1 Class X/1 Felony/11 Misd.	1	13-1
1/3	8	5	12	1	12	1	1 Class X/1 Felony/11 Misd.	0	13-0
1/4	7	4	10	1	10	1	1 Class X/1 Felony/9 Misd.	1	11-1
1/5	6	4	9	1	9	1	1 Class X/1 Felony/8 Misd.	4	10-4
1/6	6	5	10	1	10	1	1 Class X/1 DOJJ/1 Felony/8 Misd.	1	11-1
1/7	6	5	10	1	10	1	1 Class X/1 DOJJ/1 Felony/8 Misd.	0	11-0
1/8	7	5	11	1	11	1	1 Class X/2 DOJJ/2 Felonies/7 Misd.	0	12-0
1/9	7	5	11	1	11	1	1 Class X/2 DOJJ/2 Felonies/7 Misd.	0	12-0
1/10	7	5	11	1	11	1	1 Class X/2 DOJJ/2 Felonies/7 Misd.	0	12-0
1/11	8	4	11	1	11	1	1 Class X/3 DOJJ/2 Felonies/6 Misd.	1	12-1
1/12	8	4	11	1	11	1	1 Class X/3 DOJJ/2 Felonies/6 Misd.	0	12-0
1/13	9	1	9	1	9	1	1 Class X/1 DOJJ/3 Felonies/5 Misd.	0	10-0
1/14	9	2	10	1	10	1	1 Class X/2 DOJJ/3 Felonies/5 Misd.	0	11-0
1/15	10	4	14	0	14	0	4 DOJJ/3 Felonies/7 Misd.	1	14-1
1/16	8	4	12	0	12	0	2 DOJJ/3 Felonies/7 Misd.	0	12-0
1/17	9	4	13	0	13	0	2 DOJJ/4 Felonies/7 Misd.	0	13-0
1/18	9	4	13	0	13	0	2 DOJJ/4 Felonies/7 Misd.	0	13-0
1/19	10	5	15	0	15	0	2 DOJJ/5 Felonies/8 Misd.	0	15-0
1/20	12	6	18	0	18	0	3 DOJJ/6 Felonies/9 Misd.	0	18-0
1/21	12	7	19	0	19	0	4 DOJJ/5 Felonies/10 Misd.	0	19-0
1/22	13	7	20	0	20	0	4 DOJJ/5 Felonies/11 Misd.	0	20-0
1/23	16	4	20	0	20	0	1 DOJJ/9 Felonies/10 Misd.	0	20-0
1/24	18	4	22	0	22	0	1 DOJJ/9 Felonies/12 Misd.	0	22-0
1/25	16	4	20	0	20	0	1 DOJJ/8 Felonies/11 Misd.	0	20-0
1/26	15	5	20	0	20	0	2 DOJJ/8 Felonies/10 Misd.	1	20-1
1/27	15	5	20	0	20	0	2 DOJJ/8 Felonies/10 Misd.	2	20-2
1/28	15	5	20	0	20	0	2 DOJJ/8 Felonies/10 Misd.	0	20-0
1/29	17	5	22	0	22	0	2 DOJJ/9 Felonies/11 Misd.	1	22-1
1/30	14	2	16	0	16	0	7 Felonies/9 Misd.	0	16-0
1/31	14	2	16	0	16	0	7 Felonies/9 Misd.	0	16-0

NOTE: Columns 4 & 5 refer to juvenile or adult Court proceedings; columns 6 & 7 refer to Champaign County cases or other counties being charged to house minors at YDC. Releases refers to minors arrested by police, however released to the parents without being detained at the Center. Totals are minors detained / released for that particular date.

# Monthly Juvenile Probation Report

Circuit SIXTH County CHAMPAIGN Month/Year Jan 2010 Preparer Teresa Zebe

I. Juvenile Court Activity	1. Delinquency	2. Addiction	3. MRAI	4. Truancy	5. Neglect/Abuse	6. Dependant	7. Total
A. Petitions Filed	23	0	0	0	5	0	28
B. Court Action During Month							
1. Petitions Dismissed	0	0	0	0			0
2. Cont. Under Supervision	1	0	0	0			1
3. Adjudication	11	0	0	0			11

II. Criminal Prosecutions	
A. Automatic	0
B. Discretionary	0
C. Total	0

III. Admissions During Month to Active Caseload		
	Formal	Informal
A. Delinquency	12	1
B. Addiction	0	0
C. MRAI	0	0
D. Truancy	0	0
E. Neglect/Abuse	0	0
F. Dependant	0	0
G. Total	12	1

IV. Demographics for Admissions			
A. Sex	Formal	Informal	
Male	9	1	
Female	3	0	
	12	1	

C. Race/Ethnicity	Formal	Informal
American Indian/Eskimo	0	0
Asian/Pacific Islander	0	0
Black	9	0
Hispanic Origin	0	0
White	3	0
Other	0	1
Total	12	1

V. Intakes Completed	
A. Full Intakes	12
B. Partial Intakes	0
C. Total	12

B. Age	Formal	Informal
12-Under	1	0
13yrs.	0	0
14yrs.	1	1
15yrs.	5	0
16yrs.	5	0
17-over	0	0
Total	12	1

D. Education (Delinquency Only)		
Enrolled in School	Formal	Informal
At Offense	9	1

VII. Court Ordered Programs	
A. Alcohol	0
B. Drug Treatment	0
C. Alcohol & Drug Treatment	5
D. Youth Services Agency	0
E. Mental Health	1
F. Alternative Education	0
G. TASC	0
H. UDIS	0
I. JTPA	0
J. Other (explain)	4

VI. Restitution and fees ordered (Active and Administrative)	
A. New Cases Ordered to Pay Restitution	0
B. Total Amount of Restitution Ordered	0
C. Number of New Cases Ordered to Pay Fees	(9) \$720

VIII. Placements			
	1. In State	2. Out of State	3. Total
A. Number Beginning of Month	16	0	16
B. Ordered Placed During Month			
1. Foster Home	0	0	0
2. Group Home	0	0	0
3. Resid. Treatment	3	0	3
4. With Relative	1	0	1
5. Subtotal	20	0	20
C. Number Removed During Month	0	0	0
	1	0	1
D. Total End of Month	19	0	19

IX. Active Caseload						
	a. Probation	b. Supervision	c. Cont. Under Sup.	d. Informal	e. Other	f. Total
A. Caseload Beg. of Month	136	0	7	9	1	153
B. New Admissions	11	0	1	1	0	13
C. Re-admitted from Admin	0	0	0	0	0	0
D. Transferred In	4	0	0	0	0	4
E. Subtotal (A+B+C+D)	151	0	8	10	1	170
F. Cases Dropped						
1. Scheduled Termination	3	0	0	2	0	5
2. Early Termination	0	0	0	0	0	0
3. Absconder/Warrant	0	0	0	0	0	0
4. Revoked-Technical	3	0	0	0	0	3
5. Revoked-New Offense	2	0	0	0	0	2
6. Alternate DOC Commit.	0	0	0	0	0	0
7. Unsatisfactory Termination	1	0	0	1	0	2
8. Transferred Out	1	0	0	0	0	1
9. Other (explain)	3	0	2	0	0	5
10. Subtotal (Add 1-9)	13	0	2	3	0	18
G. Caseload End of Month(E-F10)	138	0	6	7	1	152

X. Commitments to DOC	
A. Full	6
B. Evaluation	5
C. Habitual Juv. Offender	0
D. Violent Juv. Offender	0
E. Total	11

G. Education	
	5
	0
	0
	0
	0
	2
	2
	5
	18
	138

XI. Interstate Compact Cases	
Number	3

XII. Administrative Caseload	
A. Active	10
B. Inactive	5

XIII. Classification of Active Caseload					
	a. Max.	b. Med.	c. Min.	d. Unclassified	e. Total
A. Probation	17	116	4	0	137
B. Supervision	0	0	0	0	0
C. Cont. Under Sup.	0	5	2	0	7
D. Informal	0	0	7	0	7
E. Other	0	1	0	0	1
F. Total	17	122	13	0	152


XIV. Investigations	
	Completed
A. Social Histories	18
B. Adoption	0
C. Contested Custody	0
D. Suppl. Soc. Hist.	3
E. Intake Screening	0
F. Other (Explain)	28
G. Total	49

XV. Case Violations Reported			
	1. Technical	2. New Offense	3. Total
Violations Reported	0	1	1

XVI. Court Actions on Violations			
	1. Technical	2. New Offense	3. Total
A. No Violations			0
B. Violation Found	3	3	6
C. Total Court Action	3	3	6

XVII. Home Detention/Electronic Monitoring				
	A. PreAdjud. Home Det.		B. Post Adjud. Home Det.	
	1. Ordered this Month	2. End of Month	1. Ordered this Month	2. End of Month
a. With Elect. Monit.	0	0	0	0
b. Without Elect. Monit.	0	0	0	0
c. Total	0	0	0	0

Signature Of Approval by Chief/Director



# Monthly Juvenile Probation Report Addendum

(Public Act 95-1031, Tracking 17 Year Old Misdemeanants)

Circuit Sixth County CHAMPAIGN Month/Year Jan 2010 Preparer Teresa Zebe

This report is to be completed for only those juvenile case admissions resultant from Public Act 95-1031, which extends the jurisdiction of the juvenile court to include minors under the age of 18 who commit misdemeanor offenses. Thus, this Addendum Report will only include those 17 year olds referred by the court for qualifying misdemeanor offenses. Cases reported on this form are to also be reported on the Monthly Juvenile Probation Report in the appropriate sections to ensure the complete monthly reporting of your department's juvenile caseload.

## XVIII. Admissions to Active Caseload

	Male						Female						Offense Type								Number Originally Charged as Felon			
	Race/Ethnicity												Property		Person		Drug		Alcohol		Other		Male	Female
	AI	A	B	H	W	O	AI	A	B	H	W	O	M	F	M	F	M	F	M	F				
A. Probation																								
B. Supervision																								
C. Cont. Under Sup.																								
D. Informal																								
E. Other																								
<b>Total</b>																								

## XIX. Investigations

	Male	Female
A. Social Histories		
B. Supplemental Social History		
C. Other Investigations		
<b>Total</b>		

**Note:** Race/Ethnicity are the same categories currently in use on monthly reports. Alcohol is to include minor in possession, use, and/or under the influence offenses. Please specify offenses reported under the Other category.

## XX. Risk Classification for end of Month Active Caseload (PA 95-1031 cases)

	Maximum		Medium		Minimum		Unclassified		Total	
	Male	Female	Male	Female	Male	Female	Male	Female	Male	Female
A. Probation										
B. Supervision										
C. Cont. Under Sup.										
D. Informal										
E. Other										
<b>Total</b>										

# CHAMPAIGN COUNTY PROBATION AND COURT SERVICES

Joseph J. Gordon

Director

Probation Services  
Courthouse  
101 E. Main  
Urbana, IL 61801  
Phone: (217) 384-3753  
Fax: (217) 384-1264

Detention Services  
400 S. Art Bartell Rd.  
Urbana, IL 61802  
Phone: (217) 384-3780  
Fax: (217) 384-8617

To Whom It May Concern:

Re: January 2010 STATISTICAL EXPLANATION

Please be advised that the explanation for sections VII-J, IX-e, XIII-E and XIV-F on the January 2010 Statistical Form is as follows:

VII- (J):

Anger Control Counseling (2)

Residential Drug and Alcohol (1)

IX - (e): One Conditional Discharge case this month


XIII – (E): One Conditional Discharge case this month

XIV – (F): is as follows:

Remission/Review Reports

Should you have any questions, please do not hesitate to contact me at (217)384-3753.

Respectfully,



Teresa Zebe

Supervisor Juvenile Probation

# MONTHLY ADULT PROBATION REPORT

Circuit: 6

Department: Adult

January 2010

Preparer: Janet Wells

I. Intakes Completed During Month			
A. Full	59	B. Partial	9

II. Demographics of Intakes		
A. Sex		
	a. Felony	b. Other
1. Male	29	21
2. Female	14	4
<b>3. Total</b>	<b>43</b>	<b>25</b>

B. Age		
	a. Felony	b. Other
1. 17-Under	3	1
2. 18-20	4	7
3. 21-30	23	8
4. 31-40	6	3
5. 41-49	5	4
6. 50-Over	2	2
<b>7. Total</b>	<b>43</b>	<b>25</b>

C. Race and Ethnicity		
	a. Felony	b. Other
1. American Indian	0	0
2. Asian	0	0
3. Black	18	14
4. Hispanic	3	1
5. White	22	10
6. Other	0	0
<b>7. Total</b>	<b>43</b>	<b>25</b>

D. Background at Offense		
	a. Felony	b. Other
1. Employed	12	10
2. High School Grad.	22	10

E. Felony Offense Classification			
1. Class 1	0	4. Class 4	27
2. Class 2	12	5. Other	0
3. Class 3	4	<b>6. Total</b>	<b>43</b>

III. Restitution and Fees Ordered (Active and Administrative)	
A. New Cases Ordered to Pay Restitution	6
B. Total Amount of Restitution Ordered	9655.99
C. Number of New Cases Ordered to Pay Fees	58

IV. Programs Ordered for New Cases (Active and Administrative)	
A. Alcohol Treatment	1
B. Drug Treatment	1
C. Alcohol and Drug Treatment	16
D. Mental Health	0
E. Sex Offender Treatment	0
F. TASC	0

V. Programs Ordered for DUI Cases (Active and Administrative)	
A. DUI Education	0
B. Treatment	0
C. Education and Treatment	5
D. Other (Explain)	0

VI. DUI Assessment Level (Active and Administrative)						
	Level 1	Level 2 Signif.	Level 2 Med	Level 3	None	Total
A. Probation	0	1	0	1	0	1
B. Conditional Discharge	0	0	0	0	0	0
C. Supervision	0	0	0	0	0	0
<b>D. Total</b>	<b>0</b>	<b>1</b>	<b>0</b>	<b>1</b>	<b>0</b>	<b>1</b>

	Home Confinement		Pretrial Release	
	Order During Month	Total End of Month	Order During Month	Total End of Month
A. Electronically Monitored	0	0	0	0
B. Non-electronically Monitored	0	0	0	0
<b>C. Total</b>	<b>0</b>	<b>0</b>	<b>0</b>	<b>0</b>

**VIII. Active Caseload**

	Felony	Misd.	DUI	Traffic	Total	
<b>A. Beginning Caseload</b>	1114	361	187	14	<b>1676</b>	
<b>B. Admissions</b>						
1. Probation	65	31	17	5	<b>118</b>	
2. Conditional Discharge	0	0	0	0	<b>0</b>	
3. Supervision	0	0	0	0	<b>0</b>	
<b>4. Subtotal (1+2+3)</b>	<b>65</b>	<b>31</b>	<b>17</b>	<b>5</b>	<b>118</b>	
<b>C. Readmitted Administrative</b>	<b>3</b>	<b>2</b>	<b>0</b>	<b>0</b>	<b>5</b>	
<b>D. Subtotal (A+B4+C)</b>	<b>1182</b>	<b>394</b>	<b>204</b>	<b>19</b>	<b>1799</b>	
<b>E. Cases Dropped</b>						Employed
1. Scheduled Termination	19	18	8	1	<b>46</b>	1
2. Early Termination	0	0	0	0	<b>0</b>	0
3. Absconder/Warrant	2	0	0	0	<b>2</b>	
4. Revoked-Technical	1	2	1	0	<b>4</b>	0
5. Revoked-New Offense	2	0	0	0	<b>2</b>	0
6. Alternate DOC Commitment	6	0	0	0	<b>6</b>	
7. Unsatisfactory Termination	19	7	1	0	<b>27</b>	0
8. Transferred Out	32	22	11	1	<b>66</b>	
9. Other (Explain)	4	1	0	0	<b>5</b>	0
<b>10. Subtotal (add 1 through 9)</b>	<b>85</b>	<b>50</b>	<b>21</b>	<b>2</b>	<b>158</b>	<b>0</b>
<b>F. Total (D-E10)</b>	<b>1097</b>	<b>344</b>	<b>183</b>	<b>17</b>	<b>1641</b>	

**XI. Classification of Active Caseload**

	Max	Med	Min	Uncl	Total
<b>A. Felony</b>	47	834	216	60	<b>1097</b>
<b>B. Misdemeanor</b>	21	244	79	28	<b>344</b>
<b>C. DUI</b>		64	119	7	<b>183</b>
<b>D. Traffic</b>			17	0	<b>17</b>
<b>E. Total</b>	<b>68</b>	<b>1142</b>	<b>431</b>	<b>95</b>	<b>1641</b>

**XIV. Investigations Completed**

	Felony	Misd	DUI	Traffic	Total
<b>A. Pre-sentence</b>	20	1	14	1	<b>36</b>
<b>B. Abbreviated PSI</b>	0	0	0	0	<b>0</b>
<b>C. Pretrial Bond Reports</b>	2	0	0	0	<b>2</b>
<b>D. Record Checks</b>	3	1	1	0	<b>5</b>
<b>E. JDP</b>	0	0	0	0	<b>0</b>
<b>F. Other (Explain)</b>	0	0	0	0	<b>0</b>

**IX. Commitments to DOC**

Number	11
--------	----

**X. Interstate Compact Cases**

Number	48
--------	----

**XII. Administrative Caseload**

A. Active	472
B. Inactive	147

**XIII. Full PSI's Ordered/Pending**

Number Ordered	39	Number Pending	33
----------------	----	----------------	----


**XV. Case Violations Reported**

	Technical	Offense
Violations Reported	41	18

**XVI. Court Action on Violations**

	Technical	Offense
A. No Violations	11	3
B. Violation	5	0
<b>C. Total</b>	<b>16</b>	<b>3</b>

Signature of Approval by Chief/Director



# CHAMPAIGN COUNTY PROBATION AND COURT SERVICES

Joseph J. Gordon  
Director

---

Probation Services  
Courthouse  
101 E. Main  
Urbana, IL 61801  
Phone: (217) 384-3751  
Fax: (217) 384-1264

Detention Services  
400 S. Art Bartell Rd.  
Urbana, IL 61802  
Phone: (217) 384-3780  
Fax: (217) 384-8617

February 4, 2010

To: Administrative Office of the Illinois Courts

From: Champaign County Court Services Department

Re: Monthly Adult Probation Report- January 2010

---

The following is intended to provide explanations for the information contained in the specified categories on the current Monthly Adult Probation Report.

Section V. Programs Ordered for D.U.I. Cases/ Other

Other programs ordered for D.U.I. cases include attendance at a Victim Impact Panel presentation, attendance at AA/NA meetings and/or Public Service Work.

Section VIII. Active Caseload/E.9 Cases Dropped- Other

Two felonies were dropped due to a status changes and added as a High Risk admission.

One felony was dropped due to the defendant's death.

One misdemeanor was dropped due to a status change and added as a High Risk admission.

Sincerely,



Janet Wells  
Supervisor, Adult Services