

**JDC POPULATION REPORT FOR THE MONTH OF APRIL 2008**

DATE	MALE	FEMALE	JUV	ADULT	CHAMPAIGN	OTHER	OFFENSE CLASSIFICATION	RELEASES	TOTALS
4/1	12	4	16	0	16	0	2 Class X/7 Felonies/7 Misd.	4	16-4
4/2	13	3	16	0	16	0	2 Class X/7 Felonies/7 Misd.	0	16-0
4/3	15	4	19	0	19	0	2 Class X/9 Felonies/8 Misd.	2	19-2
4/4	14	3	17	0	17	0	2 Class X/8 Felonies/7 Misd.	1	17-1
4/5	12	3	15	0	15	0	2 Class X/6 Felonies/7 Misd.	1	15-1
4/6	13	3	16	0	16	0	2 Class X/6 Felonies/8 Misd.	2	16-2
4/7	13	3	16	0	16	0	2 Class X/6 Felonies/8 Misd.	2	16-2
4/8	9	3	12	0	12	0	2 Class X/3 Felonies/7 Misd.	0	12-0
4/9	9	3	12	0	12	0	2 Class X/3 Felonies/7 Misd.	0	12-0
4/10	9	3	12	0	12	0	1 Class X/1 DOC/3 Felonies/7 Misd.	0	12-0
4/11	8	3	11	0	11	0	1 Class X/1 DOC/2 Felonies/7 Misd.	1	11-1
4/12	8	3	11	0	11	0	1 Class X/2 Felonies/8 Misd.	1	11-1
4/13	9	3	12	0	12	0	1 Class X/3 Felonies/8 Misd.	2	12-2
4/14	10	5	15	0	15	0	1 Class X/7 Felonies/7 Misd.	0	15-0
4/15	8	4	12	0	12	0	1 Class X/7 Felonies/4 Misd.	0	12-0
4/16	12	3	15	0	15	0	1 Class X/2 DOC/7 Felonies/5 Misd.	1	15-1
4/17	14	3	17	0	17	0	1 Class X/3 DOC/6 Felonies/7 Misd.	0	17-0
4/18	14	3	17	0	17	0	1 Class X/3 DOC/6 Felonies/7 Misd.	0	17-0
4/19	12	2	14	0	14	0	1 Class X/6 Felonies/7 Misd.	1	14-1
4/20	12	7	19	0	19	0	1 Class X/11 Felonies/7 Misd.	0	19-0
4/21	12	8	20	0	20	0	1 Class X/11 Felonies/8 Misd.	2	20-2
4/22	17	4	21	0	21	0	1 Class X/9 Felonies/11 Misd.	0	21-0
4/23	16	4	20	0	20	0	1 Class X/9 Felonies/10 Misd.	0	20-0
4/24	13	5	18	0	18	0	1 Class X/6 Felonies/11 Misd.	0	18-0
4/25	15	5	20	0	20	0	1DOC/6 Felonies/13 Misd.	0	20-0
4/26	15	6	21	0	21	0	1 DOC/7 Felonies/13 Misd.	1	21-1
4/27	14	7	21	0	21	0	1 DOC/7 Felonies/13 Misd.	4	21-4
4/28	16	8	24	0	22	2	1 DOC/9 Felonies/14 Misd.	0	24-0
4/29	14	7	21	0	19	2	8 Felonies/13 Misd.	0	21-0
4/30	11	8	19	0	19	0	9 Felonies/10 Misd.	0	19-0

NOTE: Columns 4 & 5 refer to juvenile or adult Court proceedings; columns 6 & 7 refer to Champaign County cases or other counties being charged to house minors at YDC. Releases refers to minors arrested by police, however released to the parents without being detained at the Center. Totals are minors detained / released for that particular date.

**MONTHLY PUBLIC / COMMUNITY SERVICE REPORT**

CIRCUIT Sixth DEPARTMENT Champaign MONTH/YEAR April 2008 PREPARER Bill May

**I. New Referrals**

	Felony		Misdemeanor		DUI		Traffic		Ordinance		Other		Total
	Hours	Cases	Hours	Cases	Hours	Cases	Hours	Cases	Hours	Cases	Hours	Cases	
1. Reporting	2,130	28	565	9	1,700	11	280	2					4,675
2. Non-Reporting	75	1	3,570	71	3,640	30	2,640	31					9,925
3. Total	2,205	29	4,135	80	5,340	41	2,920	33					14,600

**B. Juvenile**

	Delinquency		Traffic		Ordinance		Other		Total
	Hours	Cases	Hours	Cases	Hours	Cases	Hours	Cases	
1. Reporting	30	1							30
2. Non-Reporting									1
3. Total	30	1							30

**II. Placements**

	Adult	Juvenile
A. Number of Initial Placements	52	2
B. Number Re-Placed		
C. Total Number In Placement	52	2

**IV. Worksites**

A. Number Beginning of Month	84
B. Number Added During Month	
C. Number Dropped During Month	
D. Total Number End of Month	84

**III. Hours Completed During Month**

A. Adult	10,570
B. Juvenile	

**V. Caseload Summary**

	1. Adult		2. Juvenile	
	Hours	Cases	Hours	Cases
A. Caseload Beginning of Month	181,041	1,927	6,680	139
B. Cases Added During Month	16,945	208	30	1
C. Cases Dropped During Month				
1. Satisfactory Completion	9,245	103		
2. Transferred Out				
3. Modifications				
4. Revocation				
5. Dropped Administratively	8,210	122	50	1
6. Other (Specify on Reverse)				
7. Total Dropped	17,455	225	50	1
D. Caseload End of Month	181,551	1,944	6,660	139

# Monthly Juvenile Probation Report

Circuit SIXTH County CHAMPAIGN Month/Year 2008-April Preparer Teresa Zebe

I. Juvenile Court Activity		1. Delinquency	2. Addiction	3. MRJA	4. Truancy	5. Neglect/Abuse	6. Dependant	7. Total
A. Petitions Filed		19	0	0	0	7	1	27
B. Court Action During Month								
1. Petitions Dismissed		13	0	0	0			13
2. Cont. Under Supervision		0	0	0	0			0
3. Adjudication		5	0	0	0			5

II. Criminal Prosecutions		A. Automatic	B. Discretionary	C. Total
A. Automatic				0
B. Discretionary				0
C. Total				0

III. Admissions During Month to Active Caseload		Formal	Informal
A. Delinquency		5	8
B. Addiction		0	0
C. MRJA		0	0
D. Truancy		0	0
E. Neglect/Abuse		0	0
F. Dependant		0	0
G. Total		5	8

IV. Demographics for Admissions		Formal	Informal
A. Sex			
Male		4	7
Female		1	1
		5	8

C. Race/Ethnicity		Formal	Informal
American Indian/Eskimo		0	0
Asian/Pacific Islander		0	0
Black		3	0
Hispanic Origin		0	0
White		1	7
Other		1	1
Total		5	8

B. Age		Formal	Informal
12-Under		0	0
13yrs.		0	0
14yrs.		0	0
15yrs.		4	3
16yrs.		0	4
17-over		1	1
Total		5	8

D. Education (Delinquency Only)		Formal	Informal
Enrolled in School		5	8
At Offense			

V. Intakes Completed		Formal	Informal
A. Full Intakes			3
B. Partial Intakes			1
C. Total			4

VI. Court Ordered Programs		Formal	Informal
A. Alcohol			0
B. Drug Treatment			0
C. Alcohol & Drug Treatment		1	
D. Youth Services Agency			0
E. Mental Health			0
F. Alternative Education			0
G. TASC			0
H. UDIS			0
I. JTPA			0
J. Other (explain)			5

VII. Restitution and fees ordered (Active and Administrative)		Formal	Informal
A. New Cases Ordered to Pay Restitution			0
B. Total Amount of Restitution Ordered			0
C. Number of New Cases Ordered to Pay Fees	(2) \$150		

VIII. Placements		1. In State	2. Out of State	3. Total
A. Number Beginning of Month		9	0	9
B. Ordered Placed During Month				
1. Foster Home		1	0	1
2. Group Home		0	0	0
3. Resid. Treatment		0	0	0
4. With Relative		0	0	0
5. Subtotal		10	0	10
C. Number Removed During Month		2	0	2
D. Total End of Month		8	0	8

IX. Active Caseload						
	a. Probation	b. Supervision	c. Cont. Under Sup.	d. Informal	e. Other	f. Total
A. Caseload Beg. of Month	104	4	0	18	0	126
B. New Admissions	5	0	0	8	0	13
C. Re-admitted from Admin	1	0	0	0	0	1
D. Transferred In	3	0	0	0	0	3
E. Subtotal (A+B+C+D)	113	4	0	26	0	143
F. Cases Dropped						
1. Scheduled Termination	2	0	0	3	0	5
2. Early Termination	1	0	0	0	0	1
3. Absconder/Warrant	0	0	0	0	0	0
4. Revoked-Technical	0	0	0	0	0	0
5. Revoked-New Offense	1	0	0	0	0	1
6. Alternate DOC Commit.	0	0	0	0	0	0
7. Unsatisfactory Termination	0	0	0	0	0	0
8. Transferred Out	0	0	0	0	0	0
9. Other (explain)	4	0	0	0	0	4
10. Subtotal (Add 1-9)	8	0	0	3	0	11
G. Caseload End of Month(E-F+10)	105	4	0	23	0	132

X. Commitments to DOC	
A. Full	3
B. Evaluation	2
C. Habitual Juv. Offender	0
D. Violent Juv. Offender	0
E. Total	5

XI. Interstate Compact Cases	
Number	1

G. Education	
5	5
1	1
0	0
0	0
1	1
0	0
0	0
4	4
11	11
132	132

XII. Administrative Caseload	
A. Active	3
B. Inactive	7

XIII. Classification of Active Caseload				
	a. Max.	b. Med.	c. Min.	e. Total
A. Probation	16	75	14	105
B. Supervision	0	0	0	0
C. Cont. Under Sup.	0	2	2	4
D. Informal	0	0	23	23
E. Other	0	0	0	0
F. Total	16	77	39	132

XIV. Investigations		
Completed		33
A. Social Histories		10
B. Adoption		0
C. Contested Custody		0
D. Suppl. Soc. Hist.		1
E. Intake Screening		0
F. Other (Explain)		22
G. Total		33

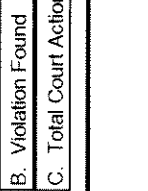
XV. Case Violations Reported			
Violations Reported	1. Technical	2. New Offense	3. Total
Violations Reported	1	0	1

XVI. Court Actions on Violations			
	1. Technical	2. New Offense	3. Total
A. No Violations	0	0	0
B. Violation Found	5	0	5
C. Total Court Action	5	0	5

XVII. Home Detention/Electronic Monitoring			
	A. PreAdjud. Home Det.	B. Post Adjud. Home Det.	
1. Ordered this Month		1. Ordered this Month	2. End of Month
a. With Elect. Monit.			
b. Without Elect. Monit.	Not applicable		
c. Total			

Signature Of Approval by Chief/Director



# CHAMPAIGN COUNTY PROBATION AND COURT SERVICES

Joseph J. Gordon  
Director

Probation Services  
Courthouse  
101 E. Main  
Urbana, IL 61801  
Phone: (217) 384-3753  
Fax: (217) 384-1264

Detention Services  
400 S. Art Bartell Rd.  
Urbana, IL 61802  
Phone: (217) 384-3780  
Fax: (217) 384-8617

May 8, 2008

To Whom It May Concern:

Re: APRIL 2008 STATISTICAL EXPLANATION

Please be advised that the explanation for sections VII-J, IX-e, XIII-E and XIV-F on the April Statistical Form is as follows:

VII- (J):	Victim Impact Panel	1
	Violence Prevention	1
	Sex Offender Treatment	1
	Anger Control Counseling	2

IX - (e): No Conditional Discharge cases this month


XIII - (E): No Conditional Discharge cases this month

XIV - (F): is as follows:

Remission Reports	22
-------------------	----

Should you have any questions, please do not hesitate to contact me at 217-384-3753.

Respectfully,



Teresa Zebe  
Supervisor Juvenile Probation

# MONTHLY ADULT PROBATION REPORT

Circuit: 6

Department: Adult

April 2008

Preparer: Janet Wells

I. Intakes Completed During Month		
A. Full	B. Partial	Total
115	16	131

II. Demographics of Intakes		
A. Sex	a. Felony	b. Other
1. Male	51	45
2. Female	22	13
<b>3. Total</b>	<b>73</b>	<b>58</b>

B. Age	a. Felony	b. Other
1. 17-Under	4	2
2. 18-20	7	16
3. 21-30	28	26
4. 31-40	20	5
5. 41-49	8	6
6. 50-Over	6	3
<b>7. Total</b>	<b>73</b>	<b>58</b>

C. Race and Ethnicity	a. Felony	b. Other
1. American Indian	0	0
2. Asian	0	3
3. Black	37	26
4. Hispanic	3	0
5. White	32	29
6. Other	1	0
<b>7. Total</b>	<b>73</b>	<b>58</b>

D. Background at Offense	a. Felony	b. Other
1. Employed	35	30
2. High School Grad.	50	45

E. Felony Offense Classification	5	4. Class 4	42
1. Class 1	11	5. Other	0
2. Class 2	15	<b>6. Total</b>	<b>73</b>

III. Restitution and Fees Ordered (Active and Administrative)	
A. New Cases Ordered to Pay Restitution	19
B. Total Amount of Restitution Ordered	35232.36
C. Number of New Cases Ordered to Pay Fees	98

IV. Programs Ordered for New Cases (Active and Administrative)	
A. Alcohol Treatment	7
B. Drug Treatment	14
C. Alcohol and Drug Treatment	46
D. Mental Health	6
E. Sex Offender Treatment	1
F. TASC	0

V. Programs Ordered for DUI Cases (Active and Administrative)	
A. DUI Education	7
B. Treatment	5
C. Education and Treatment	11
D. Other (Explain)	0

VI. DUI Assessment Level (Active and Administrative)	Level 1	Level 2	Level 2	Level 3	None	Total
		Signif.	Med			
A. Probation	0	2	0	0	0	5
B. Conditional Discharge	0	0	0	0	0	0
C. Supervision	0	0	0	0	0	0
<b>D. Total</b>	<b>0</b>	<b>2</b>	<b>0</b>	<b>0</b>	<b>0</b>	<b>5</b>

VII.	Home Confinement		Pretrial Release	
	Order During Month	Total End of Month	Order During Month	Total End of Month
A. Electronically Monitored	0	0	0	0
B. Non-electronically Monitored	0	0	0	0
<b>C. Total</b>	<b>0</b>	<b>0</b>	<b>0</b>	<b>0</b>

**VIII. Active Caseload**

	Felony	Misd.	DUI	Traffic	Total
<b>A. Beginning Caseload</b>	1094	431	199	11	1735
<b>B. Admissions</b>					
1. Probation	74	38	16	3	131
2. Conditional Discharge	0	0	0	0	0
3. Supervision	0	0	0	0	0
<b>4. Subtotal (1+2+3)</b>	<b>74</b>	<b>38</b>	<b>16</b>	<b>3</b>	<b>131</b>
<b>C. Readmitted Administrative</b>	0	1	0	0	1
<b>D. Subtotal (A+B4+C)</b>	<b>1168</b>	<b>470</b>	<b>215</b>	<b>14</b>	<b>1867</b>
<b>E. Cases Dropped</b>					
1. Scheduled Termination	22	6	11	0	39
2. Early Termination	4	0	1	0	5
3. Absconder/Warrant	2	0	1	0	3
4. Revoked-Technical	7	0	0	0	7
5. Revoked-New Offense	4	0	1	0	5
6. Alternate DOC Commitment	5	2	0	0	7
7. Unsatisfactory Termination	5	4	4	0	13
8. Transferred Out	14	7	1	0	22
9. Other (Explain)	0	0	0	0	0
<b>10. Subtotal (add 1 through 9)</b>	<b>63</b>	<b>19</b>	<b>19</b>	<b>0</b>	<b>101</b>
<b>F. Total (D-E10)</b>	<b>1105</b>	<b>451</b>	<b>196</b>	<b>14</b>	<b>1766</b>

	Employed
	0
	0
	3
	0
	7
	0
	5
	7
	13
	22
	0
	101
	0

**IX. Commitments to DOC**

Number	13
--------	----

**X. Interstate Compact Cases**

Number	43
--------	----

**XII. Administrative Caseload**

A. Active	2399
B. Inactive	116

**XI. Classification of Active Caseload**

	Max	Med	Min	Uncl	Total
<b>A. Felony</b>	58	804	243	42	1105
<b>B. Misdemeanor</b>	18	299	134	10	451
<b>C. DUI</b>		86	110	10	196
<b>D. Traffic</b>			14	2	14
<b>E. Total</b>	<b>76</b>	<b>1189</b>	<b>501</b>	<b>64</b>	<b>1766</b>

**XIV. Investigations Completed**

	Felony	Misd	DUI	Traffic	Total
<b>A. Pre-sentence</b>	34	2	9	4	49
<b>B. Abbreviated PSI</b>	0	0	0	0	0
<b>C. Pretrial Bond Reports</b>	0	0	0	0	0
<b>D. Record Checks</b>	2	2	5	1	10
<b>E. JDP</b>	0	0	0	0	0
<b>F. Other (Explain)</b>	0	0	0	0	0

**XIII. Full PSI's Ordered/Pending**

Number Ordered	46
Number Pending	53

**XV. Case Violations Reported**

Violations Reported	64
Technical	17

**XVI. Court Action on Violations**

	Technical	Offense
<b>A. No Violations</b>	14	5
<b>B. Violation</b>	4	1
<b>C. Total</b>	<b>18</b>	<b>6</b>



Signature of Approval by Chief/Director

# CHAMPAIGN COUNTY PROBATION AND COURT SERVICES

Joseph J. Gordon  
Director

---

---

Probation Services  
Courthouse  
101 E. Main  
Urbana, IL 61801  
Phone: (217) 384-3751  
Fax: (217) 384-1264

Detention Services  
400 S. Art Bartell Rd.  
Urbana, IL 61802  
Phone: (217) 384-3780  
Fax: (217) 384-8617

May 9, 2008

To: Administrative Office of the Illinois Courts

From: Champaign County Court Services Department

Re: Monthly Adult Probation Report- April 2008

---

The following is intended to provide explanations for the information contained in the specified categories on the current Monthly Adult Probation Report.


Section V. Programs Ordered for D.U.I. Cases/ Other

Other programs ordered for D.U.I. cases include attendance at a Victim Impact Panel presentation, attendance at AA/NA meetings and/or Public Service Work.

Section VIII. Active Caseload/E.9 Cases Dropped- Other

No changes were reported this month.

Sincerely,



Janet Wells  
Supervisor, Adult Services