

JDC POPULATION REPORT FOR THE MONTH OF MARCH 2005

DATE	MALE	FEMALE	JUV	ADULT	CHAMPAIGN	OTHER	OFFENSE CLASSIFICATION	RELEASES	TOTALS
3/1	11	4	15	0	15	0	2 DOC/8 Felonies/5 Misd.	2	15-2
3/2	13	5	18	0	18	0	2 DOC/8 Felonies/8 Misd.	0	18-0
3/3	12	4	16	0	16	0	2 DOC/6 Felonies/8 Misd.	0	16-0
3/4	12	4	16	0	16	0	2 DOC/6 Felonies/8 Misd.	0	16-0
3/5	11	3	14	0	14	0	6 Felonies/8 Misd.	0	14-0
3/6	11	3	14	0	14	0	6 Felonies/8 Misd.	0	14-0
3/7	11	3	14	0	14	0	6 Felonies/8 Misd.	1	14-1
3/8	12	2	14	0	14	0	5 Felonies/9 Misd.	0	14-0
3/9	14	2	16	0	16	0	6 Felonies/10 Misd.	4	16-4
3/10	14	2	16	0	16	0	6 Felonies/10 Misd.	0	16-0
3/11	13	2	15	0	15	0	6 Felonies/9 Misd.	0	15-0
3/12	12	2	14	0	14	0	6 Felonies/8 Misd.	0	14-0
3/13	12	1	13	0	13	0	6 Felonies/7 Misd.	0	13-0
3/14	12	1	13	0	13	0	6 Felonies/7 Misd.	0	13-0
3/15	12	1	13	0	13	0	5 Felonies/8 Misd.	1	13-1
3/16	12	1	13	0	13	0	5 Felonies/8 Misd.	1	13-1
3/17	13	1	14	0	14	0	6 Felonies/8 Misd.	1	14-1
3/18	14	1	15	0	15	0	8 Felonies/7 Misd.	1	15-1
3/19	12	1	13	0	13	0	7 Felonies/6 Misd.	0	13-0
3/20	12	1	13	0	13	0	7 Felonies/6 Misd.	1	13-1
3/21	12	1	13	0	13	0	7 Felonies/6 Misd.	0	13-0
3/22	14	1	15	0	15	0	1 Class X/8 Felonies/6 Misd.	0	15-0
3/23	13	1	14	0	14	0	1 Class X/8 Felonies/5 Misd.	0	14-0
3/24	12	1	13	0	13	0	1 Class X/7 Felonies/5 Misd.	0	13-0
3/25	12	1	13	0	13	0	1 Class X/7 Felonies/5 Misd.	0	13-0
3/26	12	1	13	0	13	0	1 Class X/7 Felonies/5 Misd.	0	13-0
3/27	13	1	14	0	14	0	1 Class X/7 Felonies/6 Misd.	0	14-0
3/28	13	1	14	0	14	0	1 Class X/7 Felonies/6 Misd.	1	14-1
3/29	16	2	18	0	18	0	1 Class X/10 Felonies/7 Misd.	2	18-2
3/30	18	2	20	0	20	0	1 Class X/1 DOC/10 Felonies/8 Misd.	2	20-2
3/31	13	2	15	0	15	0	1 Class X/1 DOC/5 Felonies/8 Misd.	2	15-2

NOTE: Columns 4 & 5 refer to juvenile or adult Court proceedings; columns 6 & 7 refer to Champaign County cases or other counties being charged to house minors at YDC. Releases refers to minors arrested by police, however released to the parents without being detained at the Center. Totals are minors detained / released for that particular date.

Monthly Juvenile Probation Report

Circuit SIXTH County CHAMPAIGN Month/Year MAR. 2005 Preparer BRENDA MANALA

I. Juvenile Court Activity	1. Delinquency	2. Addiction	3. MRAI	4. Truancy	5. Neglect/Abuse	6. Dependant	7. Total
A. Petitions Filed	16	0	0	0	7	0	23
B. Court Action During Month							
1. Petitions Dismissed	10	0	0	0			10
2. Cont. Under Supervision	0	0	0	0			0
3. Adjudication	17	0	0	0			17

II. Criminal Prosecutions	
A. Automatic	0
B. Discretionary	0
C. Total	0

III. Admissions During Month to Active Caseload		
	Formal	Informal
A. Delinquency	17	2
B. Addiction	0	0
C. MRAI	0	0
D. Truancy	0	0
E. Neglect/Abuse	0	0
F. Dependant	0	0
G. Total	17	2

IV. Demographics for Admissions		
A. Sex	Formal	Informal
Male	15	0
Female	2	2
Total	17	2

C. Race/Ethnicity	Formal	Informal
American Indian/Eskimo	0	0
Asian/Pacific Islander	1	0
Black	7	1
Hispanic Origin	1	0
White	8	1
Other	0	0
Total	17	2

V. Intakes Completed	
A. Full Intakes	9
B. Partial Intakes	3
C. Total	12

B. Age	Formal	Informal
12-Under	0	0
13yrs.	3	1
14yrs.	3	0
15yrs.	5	1
16yrs.	4	0
17-over	2	0
Total	17	2

D. Education (Delinquency Only)		
Enrolled in School	Formal	Informal
At Offense	16	2

VII. Court Ordered Programs	
A. Alcohol	0
B. Drug Treatment	0
C. Alcohol & Drug Treatment	11
D. Youth Services Agency	1
E. Mental Health	1
F. Alternative Education	1
G. TASC	0
H. UDIS	0
I. JTPA	0
J. Other (explain)	15

VI. Restitution and fees ordered (Active and Administrative)	
A. New Cases Ordered to Pay Restitution	1
B. Total Amount of Restitution Ordered	\$5,049.00
C. Number of New Cases Ordered to Pay Fees	15

VIII. Placements			
	1. In State	2. Out of State	3. Total
A. Number Beginning of Month	23	4	27
B. Ordered Placed During Month			
1. Foster Home	0	0	0
2. Group Home	0	0	0
3. Resid. Treatment	1	0	1
4. With Relative	0	1	1
5. Subtotal	24	5	29
C. Number Removed During Month	0	0	0
D. Total End of Month	17	5	22

IX. Active Caseload

	a. Probation	b. Supervision	c. Cont. Under Sup.	d. Informal	e. Other	f. Total
A. Caseload Beg. of Month	118	0	8	9	0	135
B. New Admissions	17	0	0	2	0	19
C. Re-admitted from Admin	1	0	1	0	0	2
D. Transferred In	5	0	0	0	0	5
E. Subtotal (A+B+C+D)	141	0	9	11	0	161
F. Cases Dropped						
1. Scheduled Termination	2	0	0	2	0	4
2. Early Termination	0	0	0	0	0	0
3. Absconder/Warrant	3	0	0	0	0	3
4. Revoked-Technical	4	0	0	0	0	4
5. Revoked-New Offense	0	0	0	0	0	0
6. Alternate DOC Commit.	0	0	0	0	0	0
7. Unsatisfactory Termination	0	0	0	0	0	0
8. Transferred Out	0	0	0	0	0	0
9. Other (explain)	5	0	0	0	0	5
10. Subtotal (Add 1-9)	14	0	0	2	0	16
G. Caseload End of Month(E-F10)	127	0	9	9	0	145

X. Commitments to DOC	
A. Full	3
B. Evaluation	0
C. Habitual Juv. Offender	0
D. Violent Juv. Offender	0
E. Total	3

G. Education
4
0
2
0
0
3
9

XI. Interstate Compact Cases	
Number	4

XII. Administrative Caseload	
A. Active	18
B. Inactive	10

XIII. Classification of Active Caseload

	a. Max.	b. Med.	c. Min.	d. Unclassified	e. Total
A. Probation	13	105	9	0	127
B. Supervision	0	0	0	0	0
C. Cont. Under Sup.	0	7	2	0	9
D. Informal	0	0	9	0	9
E. Other	0	0	0	0	0
F. Total	13	112	20	0	145

XIV. Investigations

	Completed
A. Social Histories	19
B. Adoption	0
C. Contested Custody	0
D. Suppl. Soc. Hist.	2
E. Intake Screening	0
F. Other (Explain)	44
G. Total	65

XV. Case Violations Reported

	1. Technical	2. New Offense	3. Total
Violations Reported	1	2	3

XVI. Court Actions on Violations

	1. Technical	2. New Offense	3. Total
A. No Violations	0	0	0
B. Violation Found	2	0	2
C. Total Court Action	2	0	2

XVII. Home Detention/Electronic Monitoring

	A. PreAdjud. Home Det.		B. Post Adjud. Home Det.	
	1. Ordered this Month	2. End of Month	1. Ordered this Month	2. End of Month
a. With Elect. Monit.				
b. Without Elect. Monit.	N/A			
c. Total				

Signature Of Approval by Chief/Director



CHAMPAIGN COUNTY PROBATION AND COURT SERVICES

Joseph J. Gordon
Director

Probation Services
Courthouse
101 E. Main
Urbana, IL 61801
Phone: (217) 384-3751
Fax: (217) 384-1264

Robert P. Schwieter
Assistant Director

Detention Services
400 S. Art Bartell Rd.
Urbana, IL 61802
Phone: (217) 384-3780
Fax: (217) 384-8617

April 12, 2005

To Whom It May Concern:

Re: March 2005 Statistical Explanation

Please be advised that the explanation for sections VII-J, IX-e, XIII-E and XIV-F on the March 2005 Statistical Form is as follows:

VII- (J):	Anger Management	8
	Employment	1
	Family Counseling	2
	Grief Counseling	1
	Mentor Program	2
	Sex Offender	1
IX - (e):	No Conditional Discharge cases this month	
XIII - (E):	No Conditional Discharge cases this month	
XIV - (F):	is as follows:	
	Remission Reports	43
	Suitability Report	1

Should you have any questions, please do not hesitate to contact me at 217-384-3753.

Respectfully,



Brenda Manala
Supervisor Juvenile Probation Services

I. New Referrals

A. Adult	Felony		Misdemeanor		DUI		Traffic		Ordinance		Other		Total	
	Hours	Cases	Hours	Cases	Hours	Cases	Hours	Cases	Hours	Cases	Hours	Cases	Hours	Cases
1. Reporting	2,390	34	200	3	150	1	25	1					2,765	39
2. Non-Reporting	595	9	1,385	28	4,520	30	3,105	29					9,605	96
3. Total	2,985	43	1,585	31	4,670	31	3,130	30					12,370	135

B. Juvenile	Delinquency		Traffic		Ordinance		Other		Total	
	Hours	Cases	Hours	Cases	Hours	Cases	Hours	Cases	Hours	Cases
1. Reporting	265	7							265	7
2. Non-Reporting										
3. Total	265	7							265	7

II. Placements

	Adult	Juvenile
A. Number of Initial Placements	58	2
B. Number Re-Placed		
C. Total Number In Placement	58	2

IV. Worksites

A. Number Beginning of Month	84
B. Number Added During Month	
C. Number Dropped During Month	
D. Total Number End of Month	84

III. Hours Completed During Month

A. Adult	9,735
B. Juvenile	

V. Caseload Summary

	1. Adult		2. Juvenile	
	Hours	Cases	Hours	Cases
A. Caseload Beginning of Month	20,490	579	3,613	66
B. Cases Added During Month	15,780	164	265	7
C. Cases Dropped During Month				
1. Satisfactory Completion	8,380	85		
2. Transferred Out				
3. Modifications				
4. Revocation				
5. Dropped Administratively	10,610	122		
6. Other (Specify on Reverse)				
7. Total Dropped	18,990	207		
D. Caseload End of Month	23,700	622	3,878	73

MONTHLY ADULT PROBATION REPORT

Circuit: 6

Department: Adult

March 2005

Preparer: Janet Wells

I. Intakes Completed During Month			
A. Full	60	B. Partial	7

II. Demographics of Intakes		
A. Sex		
	a. Felony	b. Other
1. Male	26	22
2. Female	12	7
3. Total	38	29

B. Age		
	a. Felony	b. Other
1. 17-Under	0	0
2. 18-20	6	10
3. 21-30	12	9
4. 31-40	12	7
5. 41-49	6	2
6. 50-Over	2	1
7. Total	38	29

C. Race and Ethnicity		
	a. Felony	b. Other
1. American Indian	0	0
2. Asian	0	0
3. Black	24	18
4. Hispanic	0	2
5. White	14	9
6. Other	0	0
7. Total	38	29

D. Background at Offense		
	a. Felony	b. Other
1. Employed	18	18
2. High School Grad.	26	19

E. Felony Offense Classification			
1. Class 1	1	4. Class 4	18
2. Class 2	5	5. Other	0
3. Class 3	14	6. Total	38

III. Restitution and Fees Ordered (Active and Administrative)	
A. New Cases Ordered to Pay Restitution	11
B. Total Amount of Restitution Ordered	11566.1
C. Number of New Cases Ordered to Pay Fees	1083.2

IV. Programs Ordered for New Cases (Active and Administrative)	
A. Alcohol Treatment	0
B. Drug Treatment	1
C. Alcohol and Drug Treatment	40
D. Mental Health	10
E. Sex Offender Treatment	1
F. TASC	2

V. Programs Ordered for DUI Cases (Active and Administrative)	
A. DUI Education	0
B. Treatment	0
C. Education and Treatment	3
D. Other (Explain)	0

VI. DUI Assessment Level (Active and Administrative)						
	Level 1	Level 2 Signif.	Level 2 Med	Level 3	None	Total
A. Probation	0	1	0	0	1	1
B. Conditional Discharge	0	0	0	0	0	0
C. Supervision	0	0	0	0	0	0
D. Total	0	1	0	0	1	1

VII.	Home Confinement		Pretrial Release	
	Order During Month	Total End of Month	Order During Month	Total End of Month
A. Electronically Monitored	0	0	0	0
B. Non-electronically Monitored	0	0	0	0
C. Total	0	0	0	0

VIII. Active Caseload

	Felony	Misd.	DUI	Traffic	Total	
A. Beginning Caseload	842	311	48	2	1203	
B. Admissions						
1. Probation	38	27	3	0	68	
2. Conditional Discharge	0	0	0	0	0	
3. Supervision	0	0	0	0	0	
4. Subtotal (1+2+3)	38	27	3	0	68	
C. Readmitted Administrative	3	1	0	0	4	
D. Subtotal (A+B4+C)	883	339	51	2	1275	
E. Cases Dropped						Employed
1. Scheduled Termination	18	8	2	0	28	7
2. Early Termination	2	0	0	0	2	0
3. Absconder/Warrant	4	0	0	0	4	
4. Revoked-Technical	4	2	0	0	6	0
5. Revoked-New Offense	3	0	0	0	3	0
6. Alternate DOC Commitment	3	1	0	0	4	
7. Unsatisfactory Termination	7	3	0	0	10	1
8. Transferred Out	5	2	1	0	8	
9. Other (Explain)	3	1	0	0	4	0
10. Subtotal (add 1 through 9)	49	17	3	0	69	6
F. Total (D-E10)	834	322	48	2	1206	

XI. Classification of Active Caseload

	Max	Med	Min	Uncl	Total
A. Felony	344	440	50	0	834
B. Misdemeanor	95	191	36	0	322
C. DUI		42	6	0	48
D. Traffic			2	0	2
E. Total	439	673	94	0	1206

XIV. Investigations Completed

	Felony	Misd	DUI	Traffic	Total
A. Pre-sentence	41	10	23	7	81
B. Abbreviated PSI	0	0	0	0	0
C. Pretrial Bond Reports	0	0	0	0	0
D. Record Checks	10	3	1	0	14
E. JDP	0	0	0	0	0
F. Other (Explain)	0	0	0	0	0

IX. Commitments to DOC

Number	8
--------	---

X. Interstate Compact Cases

Number	38
--------	----

XII. Administrative Caseload

A. Active	2714
B. Inactive	511

XIII. Full PSI's Ordered/Pending

Number Ordered	51	Number Pending	42
----------------	----	----------------	----


XV. Case Violations Reported

	Technical	Offense
Violations Reported	59	36

XVI. Court Action on Violations

	Technical	Offense
A. No Violations	14	6
B. Violation	18	7
C. Total	32	13

Signature of Approval by Chief/Director



CHAMPAIGN COUNTY PROBATION AND COURT SERVICES

Joseph J. Gordon
Director

Probation Services
Courthouse
101 E. Main
Urbana, IL 61801
Phone: (217) 384-3751
Fax: (217) 384-1264

Detention Services
400 S. Art Bartell Rd.
Urbana, IL 61802
Phone: (217) 384-3780
Fax: (217) 384-8617

April 11, 2005

To: Administrative Office of the Illinois Courts

From: Champaign County Court Services Department

Re: Monthly Adult Probation Report- March 2005

The following is intended to provide explanations for the information contained in the specified categories on the current Monthly Adult Probation Report.

Section V. Programs Ordered for D.U.I. Cases/ Other

Other programs ordered for D.U.I. cases include attendance at a Victim Impact Panel presentation, attendance at AA/NA meetings and/or Public Service Work.

Section VIII. Active Caseload/E.9 Cases Dropped- Other

One felony case was dropped due to a status change and added as a Drug Court admission.

Two felony cases were dropped due to a status change and added as I.P.S. admissions.

One misdemeanor case was dropped due to a status change and added as a Domestic Violence admission.

Sincerely,



Janet Wells
Supervisor, Adult Services

MONTHLY INTENSIVE PROBATION SUPERVISION REPORT

Circuit **Sixth** Department **Champaign Co.**

MARCH / 2005

Preparer

R. WYRE

I. Intakes Completed During Month			
A. Full	6	B. Partial	0

II. Demographics of Intakes		
A. Sex		
	a. Felony	b. Other
1. Male	4	
2. Female	2	
3. Total	6	0

B. Age		
	a. Felony	b. Other
1. 17-Under	0	
2. 18-20	0	
3. 21-30	3	
4. 31-40	2	
5. 41-49	0	
6. 50-Over	1	
7. Total	6	0

C. Race And Ethnicity		
	a. Felony	b. Other
1. American Indian	0	
2. Asian	0	
3. Black	5	
4. Hispanic	0	
5. White	1	
6. Other	0	
7. Total	6	0

D. Background at Time of Offense		
	a. Felony	b. Other
1. Employment	4	
2. High School Grad.	5	

E. Felony Offense Classification			
1. Class 1	2	4. Class 4	2
2. Class 2	1	5. Other	0
3. Class 3	1	6. Total	6

III. Restitution and Fees Ordered (Active and Administrative)	
A. New Case Ordered to Pay Restitution	1
B. Total Amount of Restitution Ordered	\$23,426.00
C. Number of New Case Ordered to Pay Fees	6

IV. Programs Ordered for New Cases (Active and Administrative)	
A. Alcohol Treatment	1
B. Drug Treatment	0
C. Alcohol and Drug Treatment	5
D. Mental Health	1
E. Sex Offender Treatment	0
F. TASC	0

V. Programs Ordered for DUI Cases (Active and Administrative)	
A. DUI Education	
B. Treatment	
C. Education and Treatment	
D. Other (Explain)	

VI. DUI Assessment Level (Active and Administrative)						
	Level 1	Level 2 Signif.	Level 2 Medium	Level 3	None	Total
A. Probation						0
B. Conditional Discharge						0
C. Supervision						0
D. Total	0	0	0	0	0	0

VII.	Home Confinement		Pretrial Release	
	Ordered During Month	Total End of Month	Ordered During Month	Total End of Month
A. Electronically Monitored	0	0		
B. Non-electronically Monitored	6	45		
C. Total	6	45	0	0

VIII. Active Caseload

	Felony	Misd.	DUI	Traffic	Total	
A. Beginning Caseload	42				42	
B. Admissions						
1. Probation	6				6	
2. Conditional Discharge					0	
3. Supervision					0	
4. Subtotal (1+2+3)	6	0	0	0	6	
C. Readmitted Administrative	0				0	
D. Subtotal (A+B4+C)	48	0	0	0	48	
F. Cases Dropped						Employed
1. Scheduled Termination	2	0	0	0	2	1
2. Early Termination	0	0	0	0	0	0
3. Absconder/Warrant	0	0	0	0	0	
4. Revoked-Technical	1	0	0	0	1	0
5. Revoked-New Offense	0	0	0	0	0	0
6. Alternate DOC Commitment	0	0	0	0	0	
7. Unsatisfactory Termination	0	0	0	0	0	0
8. Transferred Out	0	0	0	0	0	
9. Other (Explained)	0	0	0	0	0	0
10. Subtotal (Add 1 through 9)	3	0	0	0	3	1
F. Total (D-E10)	45	0	0	0	45	1

IX. Commitments To IDOC	
Number	1

X. Interstate Compact Cases	
Number	2

XI. Classification of Active Caseload

	Max	Med	Min	Unclass	Total
A. Felony	45				45
B. Misdemeanor					0
C. DUI					0
D. Traffic					0
E. Total	45	0	0	0	45

XII. Administrative Caseload	
A. Active	6
B. Inactive	7

XIV. Investigations Completed


	Felony	Misd.	DUI	Traffic	Total
A. Pre-Sentence	0				0
B. Abbreviated PSI	0				0
C. Pretrial Bond Reports					0
D. Record Checks	9				9
E. JDP					0
F. Other (Suitability Reports)	27				27

XIII. Full PSI's Ordered/Pending			
Number Ordered	1	Number Pending	2

XV. Case Violations Reported		
	Technical	New Offense
Violations Reported	1	0

XVI. Court Action on Violations		
	Technical	New Offense
A. No Violations		
B. Violations	1	
C. Total	1	0

Signature of Approval by Chief/Director



MONTHLY STATISTICS- MARCH / 2005
CHAMPAIGN COUNTY INTENSIVE PROBATION SUPERVISION PROGRAM

CLIENTS ADDED DURING MARCH 6

CLIENTS DROPPED DURING MARCH 3

INTAKE LEVEL 5 LEVEL 1 31 LEVEL 2 5 LEVEL 3 4

I. IPS REFERRALS/PLACEMENTS:	TOTAL	PERCENT
Offenders referred for screening	27	
Offenders sentenced to Intensive Probation	6	
Number actively supervised on 3/31/2005	45	90%
Number incarcerated in County Jail	4	9%
Number pending revocation	3	7%
Number revoked during March / 2005	0	0%

II. DEMOGRAPHICS OF INTAKES

A. SEX

1. MALE	4	67%
2. FEMALE	2	33%

B. AGE

1. 17 & UNDER	0	0%
2. 18-20	0	0%
3. 21-30	3	50%
4. 31-40	2	33%
5. 41-49	0	0%
6. 50+	1	17%

C. RACE & ETHNICITY

1. AMERICAN INDIAN	0	0%
2. ASIAN	0	0%
3. BLACK	5	83%
4. CAUCASIAN	1	17%
5. HISPANIC	0	0%
6. OTHER	0	0%

D. BACKGROUND AT TIME OF OFFENSE

1. EMPLOYED	4	67%
2. UNEMPLOYED	2	33%
3. HISTORY OF ALCOHOL/DRUG ABUSE	6	100%
4. NO HISTORY OF ALCOHOL / DRUG ABUSE	0	0%
5. PRIOR FELONY CONVICTIONS	8	
6. PRIOR MISDEMEANOR CONVICTIONS	9	
7. PRIOR TRAFFIC CONVICTIONS	46	

E. MARITAL STATUS

1. DIVORCED	1	17%
2. MARRIED	0	0%
3. SEPARATED	1	17%
4. SINGLE	4	67%

F. EDUCATION AT TIME OF OFFENSE	TOTAL	PERCENT
1. G.E.D.	1	17%
2. HIGH SCHOOL	0	0%
3. SOME COLLEGE	4	67%
4. SOME SCHOOL	1	17%

G. PROGRAMS ORDERED FOR NEW CASES	TOTAL	PERCENT
1. ALCOHOL	1	17%
2. DRUG TREATMENT	0	0%
3. ALCOHOL AND DRUG TREATMENT	5	83%
4. MENTAL HEALTH	1	17%
5. SEX OFFENDER TREATMENT	0	0%
6. TASC	0	0%

H. BREAKDOWN OF OFFENDERS BY CLASS OF OFFENSE:	TOTAL	PERCENT
1. Class 4 Felony	2	33%
2. Class 3 Felony	1	17%
3. Class 2 Felony	1	17%
4. Class 1 Felony	2	33%
5. OTHER	0	0%

III. ACTIVE CASELOAD

A. SEX

1. MALE	34	76%
2. FEMALE	11	24%

B. AGE

1. 17 & UNDER	1	2%
2. 18-20	4	9%
3. 21-30	23	51%
4. 31-40	7	16%
5. 41-49	4	9%
6. 50+	6	13%

C. RACE & ETHNICITY

1. MALE

1. AMERICAN INDIAN	0	0%
2. ASIAN	0	0%
3. BLACK	25	74%
4. CAUCASIAN	9	26%
5. HISPANIC	0	0%
6. OTHER	0	0%

2. FEMALE

1. AMERICAN INDIAN	0	0%
2. ASIAN	0	0%
3. BLACK	9	82%
4. CAUCASIAN	2	18%
5. HISPANIC	0	0%
6. OTHER	0	0%

D. EDUCATION AT TIME OF OFFENSE		TOTAL	PERCENT
1. G.E.D.		4	9%
2. HIGH SCHOOL		3	7%
3. SOME COLLEGE		24	53%
4. SOME SCHOOL		14	31%

E. MARITAL STATUS		
1. DIVORCED	3	7%
2. MARRIED	8	18%
3. SEPARATED	3	7%
4. SINGLE	31	69%

F. BACKGROUND AT TIME OF OFFENSE		
1. EMPLOYED	30	67%
2. UNEMPLOYED	15	33%
3. HISTORY OF ALCOHOL/DRUG ABUSE	36	80%
4. NO HISTORY OF ALCOHOL / DRUG ABUSE	9	20%
5. PRIOR FELONY CONVICTIONS	56	
6. PRIOR MISDEMEANOR CONVICTIONS	75	
7. PRIOR TRAFFIC CONVICTIONS	226	

G. BREAKDOWN OF OFFENDERS BY CLASS OF OFFENSE:		
1. Class 4 Felony	17	38%
2. Class 3 Felony	11	24%
3. Class 2 Felony	9	20%
4. Class 1 Felony	8	18%
5. OTHER	0	0%

H. BREAKDOWN OF OFFENSES:		
Aggravated Battery	7	16%
Aggravated Criminal Sexual Abuse	3	7%
Aggravated Robbery	0	0%
Burglary	6	13%
Intimidation	0	0%
Domestic Battery w/ Prior Domestic Battery	0	0%
Theft Over \$300	4	9%
Criminal Trespass To Residence	1	2%
Forgery	2	4%
Criminal Damage To Property	2	4%
Criminal Sexual Abuse	0	0%
Hate Crime	0	0%
Obstruction of Justice	5	11%
Robbery	0	0%
Driving Under the Influence	1	2%
Theft w/Prior Theft Conviction	2	4%
Unlawful Delivery of a Controlled Substance	2	4%
Attempt Aggravated Battery With a Firearm	1	2%
Possession of Explosives or Incendiary Devices	0	0%
Unlawful Poss. Of Cont. Sub. W/Int. Del.	3	7%
Unlawful Poss. of Controlled Substance	4	9%
Perjury	1	2%
Indecent Solicitation of a Child	1	2%

IV. FINANCIAL DATA:

A. INCOME EARNED/TAXES PAID:

1. GROSS INCOME	\$	24,344.98
2. WITHHOLDING	\$	3,651.75
3. NET	\$	20,693.23

B. COMMUNITY SERVICE DATA:

1. TOTAL HOURS WORKED	221
2. RELATIVE WORTH*	\$ 1,436.50

* Total hours multiplied by minimum wage

C. COURT ORDERED COSTS, FINES RESTITUTION:

COURT ORDERED COSTS	\$	4,284.00
COSTS PAID	\$	317.17

COURT ORDERED FINES	\$	-
FINES PAID	\$	-

COURT ORDERED RESTITUTION	\$	23,426.00
RESTITUTION PAID	\$	537.00

COURT ORDERED PROBATION FEES	\$	2,790.00
PROBATION FEES PAID	\$	101.00

V. ILLICIT SUBSTANCE CONFIRMATION TESTING

	POSITIVE	NEGATIVE
A. TEST TAKEN (Month)	12	14
B. POSITIVE/COCAINE	5	
C. POSITIVE/THC	7	
D. POSITIVE/OPIATE	0	
E. POSITIVE - METH/AMPH	0	

VI. ACTIVE CASELOAD/CASES DROPPED


A. ACTIVE CASELOAD

	Intake	Level 1	Level 2	Level 3
1. BEGINNING CASELOAD	10	28	2	2
2. SENTENCED TO IPS				
a. New Cases Favorably Screened	6			
b. New Cases Unfavorably Screened	0			
c. New Cases Not Screened	0			
3. ADD / RE-ADMISSION	0	0	0	0
4. SUBTOTAL	6	0	0	0
5. TOTAL	16	28	2	2

B. CASES DROPPED

1. SCHEDULED TERMINATION

	Intake	Level 1	Level 2	Level 3
Exit to Regular Probation		2		
Exit by Discharge W/O Reg. Prob.				
Committed to IDOC				
1. New Conviction				
2. Technical Violation		1		
Resentenced/Transferred to Reg. Prob.				
1. New Conviction				
2. Technical Violation				
Resentenced to County Jail				
1. New Conviction				
2. Technical Violation				
Resentenced to IPS				
1. New Conviction				
2. Technical Violation				
Resentenced to Co. Jail/Std. Prob.				
1. New Conviction				
2. Technical Violation				
Absconder / warrant				
Alternate IDOC Commitment				
Transferred Out				
Other				
Total	0	3	0	0
End of the Month Caseload Distribution	5	31	5	4



Robert D. Wyre
Supervisor, IPS/EDV