



**FUND DEPT 1080-010 : GENERAL CORPORATE - COUNTY BOARD**

7/15/2024 8:22:30 AM

**PERIOD ENDING 6/30/2024**

	ACTUAL LAST YEAR			ACTUAL THIS YEAR				ENCUMBRANCE	BUDGET	UNENCUMBERED BALANCE
	CURRENT MONTH	YEAR TO DATE	%	CURRENT MONTH	%	YEAR TO DATE	%			
<b>REVENUES</b>										
4007 CHARGES FOR SERVICES	508.84	1,589.29	530	0.00	0	217.07	72	0.00	300.00	82.93
4009 MISCELLANEOUS REVENUES	0.00	64.00	3	0.00	0	255.00	14	0.00	1,800.00	1,545.00
4010 RENTS AND ROYALTIES	0.00	79,032.63	19	5,741.36	2	96,126.99	27	0.00	362,000.00	265,873.01
<b>TOTAL REVENUES</b>	<b>508.84</b>	<b>80,685.92</b>	<b>19</b>	<b>5,741.36</b>	<b>2</b>	<b>96,599.06</b>	<b>27</b>	<b>0.00</b>	<b>364,100.00</b>	<b>267,500.94</b>
<b>EXPENDITURES</b>										
5001 SALARIES AND WAGES	5,764.62	28,468.02	32	12,605.13	8	63,983.78	43	0.00	149,000.00	85,016.22
5010 COMMODITIES	88.20	109.70	2	0.00	0	67.35	1	0.00	4,914.50	4,847.15
5020 SERVICES	645.73	58,764.17	56	574.05	0	47,679.24	38	0.00	124,020.50	76,341.26
<b>TOTAL EXPENDITURES</b>	<b>6,498.55</b>	<b>87,341.89</b>	<b>44</b>	<b>13,179.18</b>	<b>5</b>	<b>111,730.37</b>	<b>40</b>	<b>0.00</b>	<b>277,935.00</b>	<b>166,204.63</b>
<b>NET CHANGE IN FUND BALANCE</b>	<b>-5,989.71</b>	<b>-6,655.97</b>		<b>-7,437.82</b>		<b>-15,131.31</b>		<b>0.00</b>	<b>86,165.00</b>	<b>101,296.31</b>



**FUND DEPT 1080-012 : GENERAL CORPORATE - TORNADO SIRENS**

7/15/2024 8:22:30 AM

**PERIOD ENDING 6/30/2024**

	ACTUAL LAST YEAR			ACTUAL THIS YEAR				ENCUMBRANCE	BUDGET	UNENCUMBERED BALANCE
	CURRENT MONTH	YEAR TO DATE	%	CURRENT MONTH	%	YEAR TO DATE	%			
<b>REVENUES</b>										
<b>TOTAL REVENUES</b>	<i>0.00</i>	<i>0.00</i>	<i>0</i>	<i>0.00</i>	<i>0</i>	<i>0.00</i>	<i>0</i>	<i>0.00</i>	<i>0.00</i>	<i>0.00</i>
<b>EXPENDITURES</b>										
<b>TOTAL EXPENDITURES</b>	<i>0.00</i>	<i>0.00</i>	<i>0</i>	<i>0.00</i>	<i>0</i>	<i>0.00</i>	<i>0</i>	<i>0.00</i>	<i>0.00</i>	<i>0.00</i>
<b>NET CHANGE IN FUND BALANCE</b>	<i>0.00</i>	<i>0.00</i>		<i>0.00</i>		<i>0.00</i>		<i>0.00</i>	<i>0.00</i>	<i>0.00</i>




**FUND DEPT 1080-013 : GENERAL CORPORATE - DEBT SERVICE**

7/15/2024 8:22:30 AM

**PERIOD ENDING 6/30/2024**

	ACTUAL LAST YEAR			ACTUAL THIS YEAR				ENCUMBRANCE	BUDGET	UNENCUMBERED BALANCE
	CURRENT MONTH	YEAR TO DATE	%	CURRENT MONTH	%	YEAR TO DATE	%			
<b>REVENUES</b>										
4004 INTERGOVERNMENTAL REVENUE	146,751.00	440,253.00	28	117,420.00	8	469,678.00	32	0.00	1,467,700.00	998,022.00
<b>TOTAL REVENUES</b>	<b>146,751.00</b>	<b>440,253.00</b>	<b>28</b>	<b>117,420.00</b>	<b>8</b>	<b>469,678.00</b>	<b>32</b>	<b>0.00</b>	<b>1,467,700.00</b>	<b>998,022.00</b>
<b>EXPENDITURES</b>										
5050 INTEREST AND FISCAL CHARGES	469,780.42	469,780.42	30	428,850.00	29	428,850.00	29	0.00	1,467,700.00	1,038,850.00
<b>TOTAL EXPENDITURES</b>	<b>469,780.42</b>	<b>469,780.42</b>	<b>30</b>	<b>428,850.00</b>	<b>29</b>	<b>428,850.00</b>	<b>29</b>	<b>0.00</b>	<b>1,467,700.00</b>	<b>1,038,850.00</b>
<b>OTHER FINANCING SOURCES (USES)</b>										
<b>TOTAL OTHER FINANCING SOURCES (USES)</b>	<b>0.00</b>	<b>0.00</b>		<b>0.00</b>		<b>0.00</b>		<b>0.00</b>	<b>0.00</b>	<b>0.00</b>
<b>NET CHANGE IN FUND BALANCE</b>	<b>-323,029.42</b>	<b>-29,527.42</b>		<b>-311,430.00</b>		<b>40,828.00</b>		<b>0.00</b>	<b>0.00</b>	<b>-40,828.00</b>




FUND DEPT 1080-016 : GENERAL CORPORATE - ADMINISTRATIVE SERVICES

7/15/2024 8:22:30 AM

PERIOD ENDING 6/30/2024

	ACTUAL LAST YEAR			ACTUAL THIS YEAR				ENCUMBRANCE	BUDGET	UNENCUMBERED BALANCE
	CURRENT MONTH	YEAR TO DATE	%	CURRENT MONTH	%	YEAR TO DATE	%			
<b>REVENUES</b>										
4004 INTERGOVERNMENTAL REVENUE	0.00	23.57	0	0.00	0	26.08	4	0.00	600.00	573.92
4009 MISCELLANEOUS REVENUES	0.00	0.00	0	0.00	0	1,487.72	50	0.00	3,000.00	1,512.28
<b>TOTAL REVENUES</b>	<b>0.00</b>	<b>23.57</b>	<b>0</b>	<b>0.00</b>	<b>0</b>	<b>1,513.80</b>	<b>42</b>	<b>0.00</b>	<b>3,600.00</b>	<b>2,086.20</b>
<b>EXPENDITURES</b>										
5001 SALARIES AND WAGES	84,664.91	344,770.32	47	52,063.48	8	330,272.46	48	0.00	693,406.00	363,133.54
5003 FRINGE BENEFITS	0.00	0.00	0	-25,566.91	0	0.00	0	0.00	0.00	0.00
5010 COMMODITIES	88.41	99,794.18	30	445.58	0	71,934.93	22	0.00	320,917.99	248,983.06
5020 SERVICES	903.51	10,819.07	37	17,102.74	37	34,725.93	76	0.00	45,792.01	11,066.08
<b>TOTAL EXPENDITURES</b>	<b>85,656.83</b>	<b>455,383.57</b>	<b>41</b>	<b>44,044.89</b>	<b>4</b>	<b>436,933.32</b>	<b>41</b>	<b>0.00</b>	<b>1,060,116.00</b>	<b>623,182.68</b>
<b>OTHER FINANCING SOURCES (USES)</b>										
6001 OTHER FINANCING SOURCES	0.00	0.00	0	0.00	0	0.00	0	0.00	18,216.00	18,216.00
<b>TOTAL OTHER FINANCING SOURCES (USES)</b>	<b>0.00</b>	<b>0.00</b>		<b>0.00</b>		<b>0.00</b>		<b>0.00</b>	<b>18,216.00</b>	<b>18,216.00</b>
<b>NET CHANGE IN FUND BALANCE</b>	<b>-85,656.83</b>	<b>-455,360.00</b>		<b>-44,044.89</b>		<b>-435,419.52</b>		<b>0.00</b>	<b>-1,038,300.00</b>	<b>-602,880.48</b>



**FUND DEPT 1080-017 : GENERAL CORPORATE - COOPERATIVE EXTENSION SRV**

7/15/2024 8:22:30 AM

**PERIOD ENDING 6/30/2024**

	ACTUAL LAST YEAR			ACTUAL THIS YEAR				ENCUMBRANCE	BUDGET	UNENCUMBERED BALANCE
	CURRENT MONTH	YEAR TO DATE	%	CURRENT MONTH	%	YEAR TO DATE	%			
<b>REVENUES</b>										
4001 PROPERTY TAX	99,508.54	99,508.54	23	0.00	0	0.00	0	0.00	444,400.00	444,400.00
<b>TOTAL REVENUES</b>	<b>99,508.54</b>	<b>99,508.54</b>	<b>23</b>	<b>0.00</b>	<b>0</b>	<b>0.00</b>	<b>0</b>	<b>0.00</b>	<b>444,400.00</b>	<b>444,400.00</b>
<b>EXPENDITURES</b>										
5020 SERVICES	0.00	734.13	0	0.00	0	0.00	0	0.00	444,400.00	444,400.00
<b>TOTAL EXPENDITURES</b>	<b>0.00</b>	<b>734.13</b>	<b>0</b>	<b>0.00</b>	<b>0</b>	<b>0.00</b>	<b>0</b>	<b>0.00</b>	<b>444,400.00</b>	<b>444,400.00</b>
<b>NET CHANGE IN FUND BALANCE</b>	<b>99,508.54</b>	<b>98,774.41</b>		<b>0.00</b>		<b>0.00</b>		<b>0.00</b>	<b>0.00</b>	<b>0.00</b>




FUND DEPT 1080-020 : GENERAL CORPORATE - AUDITOR

7/15/2024 8:22:30 AM

PERIOD ENDING 6/30/2024

	ACTUAL LAST YEAR			ACTUAL THIS YEAR				ENCUMBRANCE	BUDGET	UNENCUMBERED BALANCE
	CURRENT MONTH	YEAR TO DATE	%	CURRENT MONTH	%	YEAR TO DATE	%			
<b>REVENUES</b>										
4004 INTERGOVERNMENTAL REVENUE	0.00	0.00	0	0.00	0	6,500.00	100	0.00	6,500.00	0.00
4007 CHARGES FOR SERVICES	0.00	0.00	0	0.00	0	0.00	0	0.00	120,000.00	120,000.00
4008 INVESTMENT EARNINGS	23.62	88.52	0	0.00	0	83.63	0	0.00	0.00	-83.63
4009 MISCELLANEOUS REVENUES	0.00	0.00	0	0.00	0	200.00	0	0.00	0.00	-200.00
<b>TOTAL REVENUES</b>	<b>23.62</b>	<b>88.52</b>	<b>0</b>	<b>0.00</b>	<b>0</b>	<b>6,783.63</b>	<b>5</b>	<b>0.00</b>	<b>126,500.00</b>	<b>119,716.37</b>
<b>EXPENDITURES</b>										
5001 SALARIES AND WAGES	46,922.10	191,961.71	45	37,469.66	8	215,627.23	48	0.00	445,471.00	229,843.77
5003 FRINGE BENEFITS	0.00	0.00	0	-32,683.30	0	0.00	0	0.00	0.00	0.00
5010 COMMODITIES	62.49	280.97	8	0.00	0	198.00	6	0.00	3,131.00	2,933.00
5020 SERVICES	278.66	7,442.20	44	31.00	0	3,247.95	23	0.00	14,186.00	10,938.05
<b>TOTAL EXPENDITURES</b>	<b>47,263.25</b>	<b>199,684.88</b>	<b>45</b>	<b>4,817.36</b>	<b>1</b>	<b>219,073.18</b>	<b>47</b>	<b>0.00</b>	<b>462,788.00</b>	<b>243,714.82</b>
<b>OTHER FINANCING SOURCES (USES)</b>										
<b>TOTAL OTHER FINANCING SOURCES (USES)</b>	<b>0.00</b>	<b>0.00</b>		<b>0.00</b>		<b>0.00</b>		<b>0.00</b>	<b>0.00</b>	<b>0.00</b>
<b>NET CHANGE IN FUND BALANCE</b>	<b>-47,239.63</b>	<b>-199,596.36</b>		<b>-4,817.36</b>		<b>-212,289.55</b>		<b>0.00</b>	<b>-336,288.00</b>	<b>-123,998.45</b>



**FUND DEPT 1080-021 : GENERAL CORPORATE - BOARD OF REVIEW**

7/15/2024 8:22:30 AM

**PERIOD ENDING 6/30/2024**

	ACTUAL LAST YEAR			ACTUAL THIS YEAR				ENCUMBRANCE	BUDGET	UNENCUMBERED BALANCE
	CURRENT MONTH	YEAR TO DATE	%	CURRENT MONTH	%	YEAR TO DATE	%			
<b>REVENUES</b>										
<b>TOTAL REVENUES</b>	<b>0.00</b>	<b>0.00</b>	<b>0</b>	<b>0.00</b>	<b>0</b>	<b>0.00</b>	<b>0</b>	<b>0.00</b>	<b>0.00</b>	<b>0.00</b>
<b>EXPENDITURES</b>										
5001 SALARIES AND WAGES	16,436.25	68,829.83	48	11,395.80	8	74,315.38	50	0.00	148,145.00	73,829.62
5003 FRINGE BENEFITS	0.00	0.00	0	-7,885.25	0	0.00	0	0.00	0.00	0.00
5010 COMMODITIES	0.00	374.97	28	0.00	0	552.75	35	0.00	1,583.00	1,030.25
5020 SERVICES	2,878.27	12,491.92	69	523.93	4	8,527.95	66	0.00	12,976.00	4,448.05
<b>TOTAL EXPENDITURES</b>	<b>19,314.52</b>	<b>81,696.72</b>	<b>50</b>	<b>4,034.48</b>	<b>2</b>	<b>83,396.08</b>	<b>51</b>	<b>0.00</b>	<b>162,704.00</b>	<b>79,307.92</b>
<b>NET CHANGE IN FUND BALANCE</b>	<b>-19,314.52</b>	<b>-81,696.72</b>		<b>-4,034.48</b>		<b>-83,396.08</b>		<b>0.00</b>	<b>-162,704.00</b>	<b>-79,307.92</b>



FUND DEPT 1080-022 : GENERAL CORPORATE - COUNTY CLERK

7/15/2024 8:22:30 AM

PERIOD ENDING 6/30/2024

	ACTUAL LAST YEAR			ACTUAL THIS YEAR				ENCUMBRANCE	BUDGET	UNENCUMBERED BALANCE
	CURRENT MONTH	YEAR TO DATE	%	CURRENT MONTH	%	YEAR TO DATE	%			
<b>REVENUES</b>										
4004 INTERGOVERNMENTAL REVENUE	0.00	0.00	0	0.00	0	14,690.00	28	0.00	51,815.00	37,125.00
4006 LICENSES AND PERMITS	0.00	61,210.00	55	36,306.00	33	56,176.00	51	0.00	110,400.00	54,224.00
4007 CHARGES FOR SERVICES	0.00	124,150.40	37	22,968.00	7	121,773.70	36	0.00	340,000.00	218,226.30
4008 INVESTMENT EARNINGS	0.00	85.93	43	9.68	5	75.17	38	0.00	200.00	124.83
4009 MISCELLANEOUS REVENUES	40.00	3,817.50	190 88	595.00	297 5	2,997.50	149 88	0.00	20.00	-2,977.50
<b>TOTAL REVENUES</b>	<b>40.00</b>	<b>189,263.83</b>	<b>38</b>	<b>59,878.68</b>	<b>12</b>	<b>195,712.37</b>	<b>39</b>	<b>0.00</b>	<b>502,435.00</b>	<b>306,722.63</b>
<b>EXPENDITURES</b>										
5001 SALARIES AND WAGES	91,513.76	454,398.76	48	67,917.75	7	483,067.44	50	0.00	972,007.00	488,939.56
5003 FRINGE BENEFITS	0.00	0.00	0	-49,384.55	0	0.00	0	0.00	0.00	0.00
5010 COMMODITIES	268.51	74,760.60	68	6,146.47	7	35,785.32	41	0.00	87,660.00	51,874.68
5020 SERVICES	9,129.77	142,597.94	33	61,657.97	13	271,479.09	58	0.00	471,640.00	200,160.91
8000 CAPITAL OUTLAY	0.00	0.00	0	0.00	0	0.00	0	0.00	42,535.00	42,535.00
<b>TOTAL EXPENDITURES</b>	<b>100,912.04</b>	<b>671,757.30</b>	<b>44</b>	<b>86,337.64</b>	<b>5</b>	<b>790,331.85</b>	<b>50</b>	<b>0.00</b>	<b>1,573,842.00</b>	<b>783,510.15</b>
<b>OTHER FINANCING SOURCES (USES)</b>										
<b>TOTAL OTHER FINANCING SOURCES (USES)</b>	<b>0.00</b>	<b>0.00</b>		<b>0.00</b>		<b>0.00</b>		<b>0.00</b>	<b>0.00</b>	<b>0.00</b>
<b>NET CHANGE IN FUND BALANCE</b>	<b>-100,872.04</b>	<b>-482,493.47</b>		<b>-26,458.96</b>		<b>-594,619.48</b>		<b>0.00</b>	<b>-1,071,407.00</b>	<b>-476,787.52</b>





**FUND DEPT 1080-023 : GENERAL CORPORATE - RECORDER**

7/15/2024 8:22:30 AM

**PERIOD ENDING 6/30/2024**

	ACTUAL LAST YEAR			ACTUAL THIS YEAR				ENCUMBRANCE	BUDGET	UNENCUMBERED BALANCE
	CURRENT MONTH	YEAR TO DATE	%	CURRENT MONTH	%	YEAR TO DATE	%			
<b>REVENUES</b>										
4006 LICENSES AND PERMITS	66,530.25	248,412.25	50	50,511.50	10	241,824.50	48	0.00	500,000.00	258,175.50
4007 CHARGES FOR SERVICES	64,890.00	295,667.00	37	76,715.00	10	295,909.00	40	0.00	735,000.00	439,091.00
4009 MISCELLANEOUS REVENUES	399.00	6,591.70	26	307.00	1	1,619.20	6	0.00	25,000.00	23,380.80
<b>TOTAL REVENUES</b>	<b>131,819.25</b>	<b>550,670.95</b>	<b>42</b>	<b>127,533.50</b>	<b>10</b>	<b>539,352.70</b>	<b>43</b>	<b>0.00</b>	<b>1,260,000.00</b>	<b>720,647.30</b>
<b>EXPENDITURES</b>										
5001 SALARIES AND WAGES	21,615.91	90,066.35	48	14,583.36	7	87,555.03	41	0.00	211,360.00	123,804.97
5003 FRINGE BENEFITS	0.00	0.00	0	-18,932.51	0	0.00	0	0.00	0.00	0.00
5010 COMMODITIES	0.00	185.23	37	42.25	6	432.84	62	0.00	700.00	267.16
5020 SERVICES	103.80	118.80	7	0.00	0	0.00	0	0.00	1,580.00	1,580.00
<b>TOTAL EXPENDITURES</b>	<b>21,719.71</b>	<b>90,370.38</b>	<b>48</b>	<b>-4,306.90</b>	<b>-2</b>	<b>87,987.87</b>	<b>41</b>	<b>0.00</b>	<b>213,640.00</b>	<b>125,652.13</b>
<b>NET CHANGE IN FUND BALANCE</b>	<b>110,099.54</b>	<b>460,300.57</b>		<b>131,840.40</b>		<b>451,364.83</b>		<b>0.00</b>	<b>1,046,360.00</b>	<b>594,995.17</b>



**FUND DEPT 1080-025 : GENERAL CORPORATE - SUPERVISOR OF ASSESSMENT**

7/15/2024 8:22:30 AM

**PERIOD ENDING 6/30/2024**

	ACTUAL LAST YEAR			ACTUAL THIS YEAR				ENCUMBRANCE	BUDGET	UNENCUMBERED BALANCE
	CURRENT MONTH	YEAR TO DATE	%	CURRENT MONTH	%	YEAR TO DATE	%			
<b>REVENUES</b>										
4004 INTERGOVERNMENTAL REVENUE	3,718.74	11,156.22	24	3,897.32	8	36,275.14	73	0.00	49,768.00	13,492.86
4009 MISCELLANEOUS REVENUES	0.00	500.00	83	19.35	3	519.35	87	0.00	600.00	80.65
<b>TOTAL REVENUES</b>	<b>3,718.74</b>	<b>11,656.22</b>	<b>24</b>	<b>3,916.67</b>	<b>8</b>	<b>36,794.49</b>	<b>73</b>	<b>0.00</b>	<b>50,368.00</b>	<b>13,573.51</b>
<b>EXPENDITURES</b>										
5001 SALARIES AND WAGES	40,136.40	163,710.81	46	28,611.20	8	175,847.31	47	0.00	374,991.00	199,143.69
5003 FRINGE BENEFITS	0.00	0.00	0	-26,444.84	0	0.00	0	0.00	0.00	0.00
5010 COMMODITIES	106.72	2,221.87	39	0.00	0	1,993.64	45	0.00	4,432.00	2,438.36
5020 SERVICES	120.64	4,268.04	6	145.56	0	7,972.75	21	0.00	38,510.00	30,537.25
<b>TOTAL EXPENDITURES</b>	<b>40,363.76</b>	<b>170,200.72</b>	<b>40</b>	<b>2,311.92</b>	<b>1</b>	<b>185,813.70</b>	<b>44</b>	<b>0.00</b>	<b>417,933.00</b>	<b>232,119.30</b>
<b>NET CHANGE IN FUND BALANCE</b>	<b>-36,645.02</b>	<b>-158,544.50</b>		<b>1,604.75</b>		<b>-149,019.21</b>		<b>0.00</b>	<b>-367,565.00</b>	<b>-218,545.79</b>



FUND DEPT 1080-026 : GENERAL CORPORATE - COUNTY TREASURER

7/15/2024 8:22:30 AM

PERIOD ENDING 6/30/2024

	ACTUAL LAST YEAR			ACTUAL THIS YEAR				ENCUMBRANCE	BUDGET	UNENCUMBERED BALANCE
	CURRENT MONTH	YEAR TO DATE	%	CURRENT MONTH	%	YEAR TO DATE	%			
<b>REVENUES</b>										
4001 PROPERTY TAX	370.00	1,880.00	0	807.29	0	3,232.73	1	0.00	640,000.00	636,767.27
4004 INTERGOVERNMENTAL REVENUE	0.00	0.00	0	0.00	0	6,500.00	46	0.00	14,000.00	7,500.00
4007 CHARGES FOR SERVICES	0.00	0.00	0	0.00	0	0.00	0	0.00	200.00	200.00
4008 INVESTMENT EARNINGS	1,273.77	6,637.37	95	1,767.34	25	7,821.28	112	0.00	7,000.00	-821.28
<b>TOTAL REVENUES</b>	<b>1,643.77</b>	<b>8,517.37</b>	<b>2</b>	<b>2,574.63</b>	<b>0</b>	<b>17,554.01</b>	<b>3</b>	<b>0.00</b>	<b>661,200.00</b>	<b>643,645.99</b>
<b>EXPENDITURES</b>										
5001 SALARIES AND WAGES	35,827.09	151,395.00	48	30,912.39	9	160,350.26	47	0.00	342,786.00	182,435.74
5003 FRINGE BENEFITS	0.00	0.00	0	-22,383.50	0	0.00	0	0.00	0.00	0.00
5010 COMMODITIES	440.00	3,064.24	47	881.06	13	2,711.67	38	0.00	7,045.25	4,333.58
5020 SERVICES	275.72	15,382.16	33	463.20	1	6,325.38	13	0.00	47,177.75	40,852.37
<b>TOTAL EXPENDITURES</b>	<b>36,542.81</b>	<b>169,841.40</b>	<b>46</b>	<b>9,873.15</b>	<b>2</b>	<b>169,387.31</b>	<b>43</b>	<b>0.00</b>	<b>397,009.00</b>	<b>227,621.69</b>
<b>NET CHANGE IN FUND BALANCE</b>	<b>-34,899.04</b>	<b>-161,324.03</b>		<b>-7,298.52</b>		<b>-151,833.30</b>		<b>0.00</b>	<b>264,191.00</b>	<b>416,024.30</b>



PERIOD ENDING 6/30/2024

	ACTUAL LAST YEAR			ACTUAL THIS YEAR				ENCUMBRANCE	BUDGET	UNENCUMBERED BALANCE
	CURRENT MONTH	YEAR TO DATE	%	CURRENT MONTH	%	YEAR TO DATE	%			
<b>REVENUES</b>										
4004 INTERGOVERNMENTAL REVENUE	600.00	1,800.00	38	14,852.00	309	49,480.00	103 1	0.00	4,800.00	-44,680.00
4007 CHARGES FOR SERVICES	0.00	0.00	0	0.00	0	0.00	0	0.00	45,600.00	45,600.00
4009 MISCELLANEOUS REVENUES	0.00	0.00	0	0.00	0	41.51	0	0.00	0.00	-41.51
<b>TOTAL REVENUES</b>	<b>600.00</b>	<b>1,800.00</b>	<b>4</b>	<b>14,852.00</b>	<b>29</b>	<b>49,521.51</b>	<b>98</b>	<b>0.00</b>	<b>50,400.00</b>	<b>878.49</b>
<b>EXPENDITURES</b>										
5001 SALARIES AND WAGES	105,068.60	408,960.23	45	64,373.80	7	409,841.80	42	0.00	970,853.00	561,011.20
5003 FRINGE BENEFITS	0.00	0.00	0	-54,713.95	0	0.00	0	0.00	0.00	0.00
5010 COMMODITIES	3,054.55	37,116.98	49	5,603.58	8	36,756.06	51	0.00	72,000.00	35,243.94
5020 SERVICES	4,833.44	142,206.70	38	25,858.65	7	138,091.02	36	0.00	378,750.00	240,658.98
<b>TOTAL EXPENDITURES</b>	<b>112,956.59</b>	<b>588,283.91</b>	<b>43</b>	<b>41,122.08</b>	<b>3</b>	<b>584,688.88</b>	<b>41</b>	<b>0.00</b>	<b>1,421,603.00</b>	<b>836,914.12</b>
<b>OTHER FINANCING SOURCES (USES)</b>										
<b>TOTAL OTHER FINANCING SOURCES (USES)</b>	<b>0.00</b>	<b>0.00</b>		<b>0.00</b>		<b>0.00</b>		<b>0.00</b>	<b>0.00</b>	<b>0.00</b>
<b>NET CHANGE IN FUND BALANCE</b>	<b>-112,356.59</b>	<b>-586,483.91</b>		<b>-26,270.08</b>		<b>-535,167.37</b>		<b>0.00</b>	<b>-1,371,203.00</b>	<b>-836,035.63</b>



FUND DEPT 1080-030 : GENERAL CORPORATE - CIRCUIT CLERK

7/15/2024 8:22:30 AM

PERIOD ENDING 6/30/2024

	ACTUAL LAST YEAR			ACTUAL THIS YEAR				ENCUMBRANCE	BUDGET	UNENCUMBERED BALANCE
	CURRENT MONTH	YEAR TO DATE	%	CURRENT MONTH	%	YEAR TO DATE	%			
<b>REVENUES</b>										
4004 INTERGOVERNMENTAL REVENUE	0.00	0.00	0	0.00	0	21,359.00	77	0.00	27,859.00	6,500.00
4007 CHARGES FOR SERVICES	57,896.15	268,739.20	45	66,983.68	10	341,328.02	51	0.00	667,968.00	326,639.98
4008 INVESTMENT EARNINGS	8,299.37	40,114.88	0	5,086.42	10	29,025.18	58	0.00	50,000.00	20,974.82
<b>TOTAL REVENUES</b>	<b>66,195.52</b>	<b>308,854.08</b>	<b>51</b>	<b>72,070.10</b>	<b>10</b>	<b>391,712.20</b>	<b>53</b>	<b>0.00</b>	<b>745,827.00</b>	<b>354,114.80</b>
<b>EXPENDITURES</b>										
5001 SALARIES AND WAGES	139,264.06	577,966.60	41	119,228.49	8	721,020.01	49	0.00	1,459,873.00	738,852.99
5003 FRINGE BENEFITS	0.00	0.00	0	-110,443.35	0	0.00	0	0.00	0.00	0.00
5010 COMMODITIES	545.02	8,655.04	74	4,013.68	3	65,253.22	53	0.00	123,864.00	58,610.78
5020 SERVICES	2,098.91	11,829.96	29	45,219.78	24	62,879.26	34	0.00	185,909.00	123,029.74
8000 CAPITAL OUTLAY	0.00	0.00	0	21,359.00	33	35,778.80	55	0.00	64,908.00	29,129.20
<b>TOTAL EXPENDITURES</b>	<b>141,907.99</b>	<b>598,451.60</b>	<b>41</b>	<b>79,377.60</b>	<b>4</b>	<b>884,931.29</b>	<b>48</b>	<b>0.00</b>	<b>1,834,554.00</b>	<b>949,622.71</b>
<b>OTHER FINANCING SOURCES (USES)</b>										
6001 OTHER FINANCING SOURCES	0.00	0.00	0	0.00	0	0.00	0	0.00	762,836.00	762,836.00
<b>TOTAL OTHER FINANCING SOURCES (USES)</b>	<b>0.00</b>	<b>0.00</b>		<b>0.00</b>		<b>0.00</b>		<b>0.00</b>	<b>762,836.00</b>	<b>762,836.00</b>
<b>NET CHANGE IN FUND BALANCE</b>	<b>-75,712.47</b>	<b>-289,597.52</b>		<b>-7,307.50</b>		<b>-493,219.09</b>		<b>0.00</b>	<b>-325,891.00</b>	<b>167,328.09</b>




**FUND DEPT 1080-031 : GENERAL CORPORATE - CIRCUIT COURT**

7/15/2024 8:22:30 AM

**PERIOD ENDING 6/30/2024**

	ACTUAL LAST YEAR			ACTUAL THIS YEAR				ENCUMBRANCE	BUDGET	UNENCUMBERED BALANCE
	CURRENT MONTH	YEAR TO DATE	%	CURRENT MONTH	%	YEAR TO DATE	%			
<b>REVENUES</b>										
4004 INTERGOVERNMENTAL REVENUE	0.00	8,813.71	100	0.00	0	10,392.07	100	0.00	10,392.07	0.00
4009 MISCELLANEOUS REVENUES	0.00	0.00	0	90.00	0	90.00	0	0.00	0.00	-90.00
<b>TOTAL REVENUES</b>	<b>0.00</b>	<b>8,813.71</b>	<b>100</b>	<b>90.00</b>	<b>1</b>	<b>10,482.07</b>	<b>101</b>	<b>0.00</b>	<b>10,392.07</b>	<b>-90.00</b>
<b>EXPENDITURES</b>										
5001 SALARIES AND WAGES	78,763.05	328,488.60	48	61,245.62	8	363,650.14	45	0.00	805,390.00	441,739.86
5003 FRINGE BENEFITS	0.00	0.00	0	-68,625.49	0	0.00	0	0.00	0.00	0.00
5010 COMMODITIES	1,832.80	17,082.25	43	7,188.93	14	18,452.87	35	0.00	53,232.07	34,779.20
5020 SERVICES	63,928.50	261,550.64	58	30,225.17	5	237,639.20	39	0.00	604,910.00	367,270.80
<b>TOTAL EXPENDITURES</b>	<b>144,524.35</b>	<b>607,121.49</b>	<b>52</b>	<b>30,034.23</b>	<b>2</b>	<b>619,742.21</b>	<b>42</b>	<b>0.00</b>	<b>1,463,532.07</b>	<b>843,789.86</b>
<b>OTHER FINANCING SOURCES (USES)</b>										
<b>TOTAL OTHER FINANCING SOURCES (USES)</b>	<b>0.00</b>	<b>0.00</b>		<b>0.00</b>		<b>0.00</b>		<b>0.00</b>	<b>0.00</b>	<b>0.00</b>
<b>NET CHANGE IN FUND BALANCE</b>	<b>-144,524.35</b>	<b>-598,307.78</b>		<b>-29,944.23</b>		<b>-609,260.14</b>		<b>0.00</b>	<b>-1,453,140.00</b>	<b>-843,879.86</b>



**FUND DEPT 1080-032 : GENERAL CORPORATE - JURY COMMISSION**

7/15/2024 8:22:30 AM

**PERIOD ENDING 6/30/2024**

	ACTUAL LAST YEAR			ACTUAL THIS YEAR				ENCUMBRANCE	BUDGET	UNENCUMBERED BALANCE
	CURRENT MONTH	YEAR TO DATE	%	CURRENT MONTH	%	YEAR TO DATE	%			
<b>REVENUES</b>										
4007 CHARGES FOR SERVICES	0.00	0.00	0	6,906.25	21	23,506.25	72	0.00	32,600.00	9,093.75
<b>TOTAL REVENUES</b>	<b>0.00</b>	<b>0.00</b>	<b>0</b>	<b>6,906.25</b>	<b>21</b>	<b>23,506.25</b>	<b>72</b>	<b>0.00</b>	<b>32,600.00</b>	<b>9,093.75</b>
<b>EXPENDITURES</b>										
5001 SALARIES AND WAGES	5,264.67	22,011.21	45	4,181.40	8	26,204.40	48	0.00	54,713.00	28,508.60
5010 COMMODITIES	252.37	3,730.61	42	322.28	3	2,330.57	22	0.00	10,736.00	8,405.43
5020 SERVICES	1,480.63	51,876.03	36	5,615.18	4	34,169.88	24	0.00	144,300.00	110,130.12
<b>TOTAL EXPENDITURES</b>	<b>6,997.67</b>	<b>77,617.85</b>	<b>38</b>	<b>10,118.86</b>	<b>5</b>	<b>62,704.85</b>	<b>30</b>	<b>0.00</b>	<b>209,749.00</b>	<b>147,044.15</b>
<b>NET CHANGE IN FUND BALANCE</b>	<b>-6,997.67</b>	<b>-77,617.85</b>		<b>-3,212.61</b>		<b>-39,198.60</b>		<b>0.00</b>	<b>-177,149.00</b>	<b>-137,950.40</b>



FUND DEPT 1080-036 : GENERAL CORPORATE - PUBLIC DEFENDER

7/15/2024 8:22:30 AM

PERIOD ENDING 6/30/2024

	ACTUAL LAST YEAR			ACTUAL THIS YEAR				ENCUMBRANCE	BUDGET	UNENCUMBERED BALANCE
	CURRENT MONTH	YEAR TO DATE	%	CURRENT MONTH	%	YEAR TO DATE	%			
<b>REVENUES</b>										
4004 INTERGOVERNMENTAL REVENUE	9,436.74	34,650.71	29	9,870.84	8	49,354.20	42	0.00	118,449.00	69,094.80
4007 CHARGES FOR SERVICES	1,020.77	6,677.66	13	1,261.46	8	4,430.59	28	0.00	16,000.00	11,569.41
4009 MISCELLANEOUS REVENUES	0.00	0.00	0	0.00	0	40.00	0	0.00	0.00	-40.00
<b>TOTAL REVENUES</b>	<b>10,457.51</b>	<b>41,328.37</b>	<b>24</b>	<b>11,132.30</b>	<b>8</b>	<b>53,824.79</b>	<b>40</b>	<b>0.00</b>	<b>134,449.00</b>	<b>80,624.21</b>
<b>EXPENDITURES</b>										
5001 SALARIES AND WAGES	160,095.30	677,953.23	46	124,535.50	7	782,894.22	46	0.00	1,698,265.00	915,370.78
5003 FRINGE BENEFITS	0.00	0.00	0	-58,438.27	0	0.00	0	0.00	0.00	0.00
5010 COMMODITIES	593.52	10,297.37	62	356.18	3	5,310.15	44	0.00	12,197.00	6,886.85
5020 SERVICES	4,579.49	19,265.73	38	4,287.42	6	43,389.17	56	0.00	77,296.00	33,906.83
8000 CAPITAL OUTLAY	5,307.25	5,307.25	100	0.00	0	0.00	0	0.00	0.00	0.00
<b>TOTAL EXPENDITURES</b>	<b>170,575.56</b>	<b>712,823.58</b>	<b>46</b>	<b>70,740.83</b>	<b>4</b>	<b>831,593.54</b>	<b>47</b>	<b>0.00</b>	<b>1,787,758.00</b>	<b>956,164.46</b>
<b>NET CHANGE IN FUND BALANCE</b>	<b>-160,118.05</b>	<b>-671,495.21</b>		<b>-59,608.53</b>		<b>-777,768.75</b>		<b>0.00</b>	<b>-1,653,309.00</b>	<b>-875,540.25</b>





FUND DEPT 1080-040 : GENERAL CORPORATE - SHERIFF

7/15/2024 8:22:30 AM

PERIOD ENDING 6/30/2024

	ACTUAL LAST YEAR			ACTUAL THIS YEAR				ENCUMBRANCE	BUDGET	UNENCUMBERED BALANCE
	CURRENT MONTH	YEAR TO DATE	%	CURRENT MONTH	%	YEAR TO DATE	%			
<b>REVENUES</b>										
4004 INTERGOVERNMENTAL REVENUE	77,391.68	301,883.61	25	143,391.48	11	648,555.97	50	0.00	1,296,086.00	647,530.03
4005 FINES AND FORFEITURES	4,346.51	9,409.76	31	2,939.00	15	8,667.40	43	0.00	20,000.00	11,332.60
4007 CHARGES FOR SERVICES	11,504.40	71,394.45	49	9,144.45	6	59,497.57	42	0.00	143,000.00	83,502.43
4009 MISCELLANEOUS REVENUES	31,999.65	34,386.92	92	475.92	5	3,023.29	30	0.00	10,000.00	6,976.71
<b>TOTAL REVENUES</b>	<b>125,242.24</b>	<b>417,074.74</b>	<b>30</b>	<b>155,950.85</b>	<b>11</b>	<b>719,744.23</b>	<b>49</b>	<b>0.00</b>	<b>1,469,086.00</b>	<b>749,341.77</b>
<b>EXPENDITURES</b>										
5001 SALARIES AND WAGES	40,191.39	151,910.61	50	22,860.90	7	155,086.47	47	0.00	329,527.00	174,440.53
5002 LAW ENFORCEMENT SALARIES	594,937.44	2,387,406.26	52	441,034.97	8	2,578,898.91	49	0.00	5,218,295.00	2,639,396.09
5003 FRINGE BENEFITS	0.00	0.00	0	-235,446.19	0	0.00	0	0.00	0.00	0.00
5010 COMMODITIES	33,155.93	142,643.44	47	13,731.96	5	194,977.42	72	0.00	270,102.40	75,124.98
5020 SERVICES	9,741.44	561,095.66	54	24,423.04	2	605,383.73	54	0.00	1,125,685.60	520,301.87
8000 CAPITAL OUTLAY	0.00	240,810.00	90	0.00	0	262,615.00	89	0.00	295,183.00	32,568.00
<b>TOTAL EXPENDITURES</b>	<b>678,026.20</b>	<b>3,483,865.97</b>	<b>54</b>	<b>266,604.68</b>	<b>4</b>	<b>3,796,961.53</b>	<b>52</b>	<b>0.00</b>	<b>7,238,793.00</b>	<b>3,441,831.47</b>
<b>OTHER FINANCING SOURCES (USES)</b>										
<b>TOTAL OTHER FINANCING SOURCES (USES)</b>	<b>0.00</b>	<b>0.00</b>		<b>0.00</b>		<b>0.00</b>		<b>0.00</b>	<b>0.00</b>	<b>0.00</b>
<b>NET CHANGE IN FUND BALANCE</b>	<b>-552,783.96</b>	<b>-3,066,791.23</b>		<b>-110,653.83</b>		<b>-3,077,217.30</b>		<b>0.00</b>	<b>-5,769,707.00</b>	<b>-2,692,489.70</b>



FUND DEPT 1080-041 : GENERAL CORPORATE - STATES ATTORNEY

7/15/2024 8:22:30 AM

PERIOD ENDING 6/30/2024

	ACTUAL LAST YEAR			ACTUAL THIS YEAR				ENCUMBRANCE	BUDGET	UNENCUMBERED BALANCE
	CURRENT MONTH	YEAR TO DATE	%	CURRENT MONTH	%	YEAR TO DATE	%			
<b>REVENUES</b>										
4004 INTERGOVERNMENTAL REVENUE	24,493.56	73,480.68	33	16,967.12	7	121,012.50	50	0.00	244,437.00	123,424.50
4005 FINES AND FORFEITURES	32,946.03	165,321.89	27	31,354.03	11	149,920.48	55	0.00	275,000.00	125,079.52
4007 CHARGES FOR SERVICES	8,310.01	33,470.99	39	8,172.75	16	33,346.74	67	0.00	50,000.00	16,653.26
4009 MISCELLANEOUS REVENUES	20.00	220.00	0	0.00	0	240.26	481	0.00	50.00	-190.26
<b>TOTAL REVENUES</b>	<b>65,769.60</b>	<b>272,493.56</b>	<b>30</b>	<b>56,493.90</b>	<b>10</b>	<b>304,519.98</b>	<b>53</b>	<b>0.00</b>	<b>569,487.00</b>	<b>264,967.02</b>
<b>EXPENDITURES</b>										
5001 SALARIES AND WAGES	284,642.85	1,224,692.21	48	198,022.50	7	1,241,133.46	44	0.00	2,852,079.00	1,610,945.54
5003 FRINGE BENEFITS	0.00	0.00	0	-162,267.74	0	0.00	0	0.00	0.00	0.00
5010 COMMODITIES	2,948.36	25,598.87	53	741.75	2	28,303.41	72	0.00	39,579.59	11,276.18
5020 SERVICES	12,852.38	94,208.33	66	8,766.82	6	91,966.36	59	0.00	156,516.41	64,550.05
8000 CAPITAL OUTLAY	0.00	0.00	0	0.00	0	33,525.26	99	0.00	34,025.26	500.00
<b>TOTAL EXPENDITURES</b>	<b>300,443.59</b>	<b>1,344,499.41</b>	<b>49</b>	<b>45,263.33</b>	<b>1</b>	<b>1,394,928.49</b>	<b>45</b>	<b>0.00</b>	<b>3,082,200.26</b>	<b>1,687,271.77</b>
<b>OTHER FINANCING SOURCES (USES)</b>										
<b>TOTAL OTHER FINANCING SOURCES (USES)</b>	<b>0.00</b>	<b>0.00</b>		<b>0.00</b>		<b>0.00</b>		<b>0.00</b>	<b>0.00</b>	<b>0.00</b>
<b>NET CHANGE IN FUND BALANCE</b>	<b>-234,673.99</b>	<b>-1,072,005.85</b>		<b>11,230.57</b>		<b>-1,090,408.51</b>		<b>0.00</b>	<b>-2,512,713.26</b>	<b>-1,422,304.75</b>




**FUND DEPT 1080-042 : GENERAL CORPORATE - CORONER**

7/15/2024 8:22:30 AM

**PERIOD ENDING 6/30/2024**

	ACTUAL LAST YEAR			ACTUAL THIS YEAR				ENCUMBRANCE	BUDGET	UNENCUMBERED BALANCE
	CURRENT MONTH	YEAR TO DATE	%	CURRENT MONTH	%	YEAR TO DATE	%			
<b>REVENUES</b>										
4004 INTERGOVERNMENTAL REVENUE	3,365.00	8,495.00	50	0.00	0	10,084.00	84	0.00	12,000.00	1,916.00
4007 CHARGES FOR SERVICES	9,155.00	50,516.83	78	1,660.00	2	6,640.00	7	0.00	89,000.00	82,360.00
4009 MISCELLANEOUS REVENUES	0.00	1,775.00	39	500.00	11	500.00	11	0.00	4,600.00	4,100.00
<b>TOTAL REVENUES</b>	<b>12,520.00</b>	<b>60,786.83</b>	<b>70</b>	<b>2,160.00</b>	<b>2</b>	<b>17,224.00</b>	<b>16</b>	<b>0.00</b>	<b>105,600.00</b>	<b>88,376.00</b>
<b>EXPENDITURES</b>										
5001 SALARIES AND WAGES	58,366.10	230,922.72	43	38,876.42	7	249,257.13	45	0.00	552,790.00	303,532.87
5003 FRINGE BENEFITS	0.00	0.00	0	-21,506.84	0	0.00	0	0.00	0.00	0.00
5010 COMMODITIES	2,854.37	12,824.54	38	74.14	0	7,377.31	26	0.00	27,852.11	20,474.80
5020 SERVICES	13,617.72	80,361.06	38	45,893.46	20	101,193.60	45	0.00	224,505.89	123,312.29
<b>TOTAL EXPENDITURES</b>	<b>74,838.19</b>	<b>324,108.32</b>	<b>42</b>	<b>63,337.18</b>	<b>8</b>	<b>357,828.04</b>	<b>44</b>	<b>0.00</b>	<b>805,148.00</b>	<b>447,319.96</b>
<b>NET CHANGE IN FUND BALANCE</b>	<b>-62,318.19</b>	<b>-263,321.49</b>		<b>-61,177.18</b>		<b>-340,604.04</b>		<b>0.00</b>	<b>-699,548.00</b>	<b>-358,943.96</b>



PERIOD ENDING 6/30/2024

	ACTUAL LAST YEAR			ACTUAL THIS YEAR				ENCUMBRANCE	BUDGET	UNENCUMBERED BALANCE
	CURRENT MONTH	YEAR TO DATE	%	CURRENT MONTH	%	YEAR TO DATE	%			
<b>REVENUES</b>										
4004 INTERGOVERNMENTAL REVENUE	0.00	0.00	0	0.00	0	24,502.27	38	0.00	65,000.00	40,497.73
4009 MISCELLANEOUS REVENUES	0.00	0.00	0	0.00	0	40,000.00	100	0.00	40,000.00	0.00
<b>TOTAL REVENUES</b>	<b>0.00</b>	<b>0.00</b>	<b>0</b>	<b>0.00</b>	<b>0</b>	<b>64,502.27</b>	<b>61</b>	<b>0.00</b>	<b>105,000.00</b>	<b>40,497.73</b>
<b>EXPENDITURES</b>										
5001 SALARIES AND WAGES	16,326.00	59,379.04	42	11,427.00	8	71,418.75	47	0.00	150,394.00	78,975.25
5003 FRINGE BENEFITS	0.00	0.00	0	-26.00	0	0.00	0	0.00	0.00	0.00
5010 COMMODITIES	155.63	1,308.37	27	60.94	1	1,465.77	35	0.00	4,224.00	2,758.23
5020 SERVICES	2,085.98	13,071.58	45	1,328.69	4	9,877.95	32	0.00	30,567.00	20,689.05
8000 CAPITAL OUTLAY	0.00	0.00	0	0.00	0	0.00	0	0.00	40,000.00	40,000.00
<b>TOTAL EXPENDITURES</b>	<b>18,567.61</b>	<b>73,758.99</b>	<b>42</b>	<b>12,790.63</b>	<b>6</b>	<b>82,762.47</b>	<b>37</b>	<b>0.00</b>	<b>225,185.00</b>	<b>142,422.53</b>
<b>NET CHANGE IN FUND BALANCE</b>	<b>-18,567.61</b>	<b>-73,758.99</b>		<b>-12,790.63</b>		<b>-18,260.20</b>		<b>0.00</b>	<b>-120,185.00</b>	<b>-101,924.80</b>



**FUND DEPT 1080-051 : GENERAL CORPORATE - JUVENILE DETENTION CENTER**

7/15/2024 8:22:30 AM

**PERIOD ENDING 6/30/2024**

	ACTUAL LAST YEAR			ACTUAL THIS YEAR				ENCUMBRANCE	BUDGET	UNENCUMBERED BALANCE
	CURRENT MONTH	YEAR TO DATE	%	CURRENT MONTH	%	YEAR TO DATE	%			
<b>REVENUES</b>										
4004 INTERGOVERNMENTAL REVENUE	210,085.25	412,617.32	26	114,903.60	7	476,480.32	28	0.00	1,677,998.00	1,201,517.68
4009 MISCELLANEOUS REVENUES	0.00	30.12	0	0.00	0	0.00	0	0.00	0.00	0.00
<b>TOTAL REVENUES</b>	<b>210,085.25</b>	<b>412,647.44</b>	<b>26</b>	<b>114,903.60</b>	<b>7</b>	<b>476,480.32</b>	<b>28</b>	<b>0.00</b>	<b>1,677,998.00</b>	<b>1,201,517.68</b>
<b>EXPENDITURES</b>										
5001 SALARIES AND WAGES	163,514.54	651,424.33	41	115,930.36	6	730,582.45	40	0.00	1,808,224.00	1,077,641.55
5003 FRINGE BENEFITS	0.00	0.00	0	-86,709.60	0	0.00	0	0.00	0.00	0.00
5010 COMMODITIES	13,855.04	34,654.02	44	6,928.51	6	30,004.52	28	0.00	107,701.00	77,696.48
5020 SERVICES	40,476.81	154,438.77	49	613.53	0	113,578.77	51	0.00	220,885.00	107,306.23
<b>TOTAL EXPENDITURES</b>	<b>217,846.39</b>	<b>840,517.12</b>	<b>43</b>	<b>36,762.80</b>	<b>2</b>	<b>874,165.74</b>	<b>41</b>	<b>0.00</b>	<b>2,136,810.00</b>	<b>1,262,644.26</b>
<b>OTHER FINANCING SOURCES (USES)</b>										
<b>TOTAL OTHER FINANCING SOURCES (USES)</b>	<b>0.00</b>	<b>0.00</b>		<b>0.00</b>		<b>0.00</b>		<b>0.00</b>	<b>0.00</b>	<b>0.00</b>
<b>NET CHANGE IN FUND BALANCE</b>	<b>-7,761.14</b>	<b>-427,869.68</b>		<b>78,140.80</b>		<b>-397,685.42</b>		<b>0.00</b>	<b>-458,812.00</b>	<b>-61,126.58</b>



**FUND DEPT 1080-052 : GENERAL CORPORATE - COURT SERVICES - PROBATION**

7/15/2024 8:22:30 AM

**PERIOD ENDING 6/30/2024**

	ACTUAL LAST YEAR			ACTUAL THIS YEAR				ENCUMBRANCE	BUDGET	UNENCUMBERED BALANCE
	CURRENT MONTH	YEAR TO DATE	%	CURRENT MONTH	%	YEAR TO DATE	%			
<b>REVENUES</b>										
4004 INTERGOVERNMENTAL REVENUE	162,688.43	337,733.85	34	85,965.91	8	344,386.21	32	0.00	1,066,945.00	722,558.79
<b>TOTAL REVENUES</b>	<b>162,688.43</b>	<b>337,733.85</b>	<b>34</b>	<b>85,965.91</b>	<b>8</b>	<b>344,386.21</b>	<b>32</b>	<b>0.00</b>	<b>1,066,945.00</b>	<b>722,558.79</b>
<b>EXPENDITURES</b>										
5001 SALARIES AND WAGES	211,239.58	910,235.00	50	143,472.55	7	912,711.71	47	0.00	1,955,641.00	1,042,929.29
5003 FRINGE BENEFITS	0.00	0.00	0	-126,714.65	0	0.00	0	0.00	0.00	0.00
5010 COMMODITIES	1,111.27	5,528.16	30	775.22	4	6,028.21	33	0.00	18,180.00	12,151.79
5020 SERVICES	826.42	2,276.66	24	172.18	2	1,607.88	16	0.00	9,875.00	8,267.12
<b>TOTAL EXPENDITURES</b>	<b>213,177.27</b>	<b>918,039.82</b>	<b>50</b>	<b>17,705.30</b>	<b>1</b>	<b>920,347.80</b>	<b>46</b>	<b>0.00</b>	<b>1,983,696.00</b>	<b>1,063,348.20</b>
<b>OTHER FINANCING SOURCES (USES)</b>										
<b>TOTAL OTHER FINANCING SOURCES (USES)</b>	<b>0.00</b>	<b>0.00</b>		<b>0.00</b>		<b>0.00</b>		<b>0.00</b>	<b>0.00</b>	<b>0.00</b>
<b>NET CHANGE IN FUND BALANCE</b>	<b>-50,488.84</b>	<b>-580,305.97</b>		<b>68,260.61</b>		<b>-575,961.59</b>		<b>0.00</b>	<b>-916,751.00</b>	<b>-340,789.41</b>




**FUND DEPT 1080-057 : GENERAL CORPORATE - DEPUTY SHERIFF MERIT COMM**

7/15/2024 8:22:30 AM

**PERIOD ENDING 6/30/2024**

	ACTUAL LAST YEAR			ACTUAL THIS YEAR				ENCUMBRANCE	BUDGET	UNENCUMBERED BALANCE
	CURRENT MONTH	YEAR TO DATE	%	CURRENT MONTH	%	YEAR TO DATE	%			
<b>REVENUES</b>										
<b>TOTAL REVENUES</b>	<b>0.00</b>	<b>0.00</b>	<b>0</b>	<b>0.00</b>	<b>0</b>	<b>0.00</b>	<b>0</b>	<b>0.00</b>	<b>0.00</b>	<b>0.00</b>
<b>EXPENDITURES</b>										
5001 SALARIES AND WAGES	0.00	0.00	0	0.00	0	405.00	43	0.00	950.00	545.00
5010 COMMODITIES	0.00	0.00	0	0.00	0	0.00	0	0.00	300.00	300.00
5020 SERVICES	2,344.87	18,740.33	72	1,200.00	4	21,721.01	74	0.00	29,510.00	7,788.99
<b>TOTAL EXPENDITURES</b>	<b>2,344.87</b>	<b>18,740.33</b>	<b>69</b>	<b>1,200.00</b>	<b>4</b>	<b>22,126.01</b>	<b>72</b>	<b>0.00</b>	<b>30,760.00</b>	<b>8,633.99</b>
<b>NET CHANGE IN FUND BALANCE</b>	<b>-2,344.87</b>	<b>-18,740.33</b>		<b>-1,200.00</b>		<b>-22,126.01</b>		<b>0.00</b>	<b>-30,760.00</b>	<b>-8,633.99</b>



**FUND DEPT 1080-059 : GENERAL CORPORATE - FACILITIES PLANNING**

7/15/2024 8:22:30 AM

**PERIOD ENDING 6/30/2024**

	ACTUAL LAST YEAR			ACTUAL THIS YEAR				ENCUMBRANCE	BUDGET	UNENCUMBERED BALANCE
	CURRENT MONTH	YEAR TO DATE	%	CURRENT MONTH	%	YEAR TO DATE	%			
<b>EXPENDITURES</b>										
<b>TOTAL EXPENDITURES</b>	0.00	0.00	0	0.00	0	0.00	0	0.00	0.00	0.00
<b>NET CHANGE IN FUND BALANCE</b>	0.00	0.00		0.00		0.00		0.00	0.00	0.00





**FUND DEPT 1080-060 : GENERAL CORPORATE - HIGHWAY**

7/15/2024 8:22:30 AM


**PERIOD ENDING 6/30/2024**

	ACTUAL LAST YEAR			ACTUAL THIS YEAR				ENCUMBRANCE	BUDGET	UNENCUMBERED BALANCE
	CURRENT MONTH	YEAR TO DATE	%	CURRENT MONTH	%	YEAR TO DATE	%			
<b>EXPENDITURES</b>										
<b>TOTAL EXPENDITURES</b>	0.00	0.00	0	0.00	0	0.00	0	0.00	0.00	0.00
<b>NET CHANGE IN FUND BALANCE</b>	0.00	0.00		0.00		0.00		0.00	0.00	0.00



PERIOD ENDING 6/30/2024

	ACTUAL LAST YEAR			ACTUAL THIS YEAR				ENCUMBRANCE	BUDGET	UNENCUMBERED BALANCE
	CURRENT MONTH	YEAR TO DATE	%	CURRENT MONTH	%	YEAR TO DATE	%			
<b>REVENUES</b>										
4007 CHARGES FOR SERVICES	0.00	814.07	1	0.00	0	18,466.08	37	0.00	50,000.00	31,533.92
4009 MISCELLANEOUS REVENUES	0.00	1,964.75	0	0.00	0	2,361.45	0	0.00	0.00	-2,361.45
4010 RENTS AND ROYALTIES	9,834.74	360,146.10	44	261,136.20	26	399,360.75	40	0.00	1,000,000.00	600,639.25
<b>TOTAL REVENUES</b>	<b>9,834.74</b>	<b>362,924.92</b>	<b>41</b>	<b>261,136.20</b>	<b>25</b>	<b>420,188.28</b>	<b>40</b>	<b>0.00</b>	<b>1,050,000.00</b>	<b>629,811.72</b>
<b>EXPENDITURES</b>										
5001 SALARIES AND WAGES	122,441.69	510,821.71	46	90,070.68	8	563,155.39	48	0.00	1,173,107.00	609,951.61
5003 FRINGE BENEFITS	0.00	0.00	0	-97,048.05	0	0.00	0	0.00	0.00	0.00
5010 COMMODITIES	5,701.47	67,874.15	53	14,481.03	9	73,659.44	46	0.00	159,924.65	86,265.21
5020 SERVICES	38,086.59	435,847.85	41	54,636.82	4	383,568.37	28	0.00	1,355,554.35	971,985.98
5050 INTEREST AND FISCAL CHARGES	3,106.25	3,106.25	2	1,575.00	1	1,575.00	1	0.00	183,150.00	181,575.00
<b>TOTAL EXPENDITURES</b>	<b>169,336.00</b>	<b>1,017,649.96</b>	<b>41</b>	<b>63,715.48</b>	<b>2</b>	<b>1,021,958.20</b>	<b>36</b>	<b>0.00</b>	<b>2,871,736.00</b>	<b>1,849,777.80</b>
<b>OTHER FINANCING SOURCES (USES)</b>										
7001 OTHER FINANCING USES	0.00	0.00	0	0.00	0	0.00	0	0.00	-2,050,000.00	-2,050,000.00
<b>TOTAL OTHER FINANCING SOURCES (USES)</b>	<b>0.00</b>	<b>0.00</b>		<b>0.00</b>		<b>0.00</b>		<b>0.00</b>	<b>-2,050,000.00</b>	<b>-2,050,000.00</b>
<b>NET CHANGE IN FUND BALANCE</b>	<b>-159,501.26</b>	<b>-654,725.04</b>		<b>197,420.72</b>		<b>-601,769.92</b>		<b>0.00</b>	<b>-3,871,736.00</b>	<b>-3,269,966.08</b>




**FUND DEPT 1080-072 : GENERAL CORPORATE - ADA COMPLIANCE**

7/15/2024 8:22:30 AM

**PERIOD ENDING 6/30/2024**

	ACTUAL LAST YEAR			ACTUAL THIS YEAR				ENCUMBRANCE	BUDGET	UNENCUMBERED BALANCE
	CURRENT MONTH	YEAR TO DATE	%	CURRENT MONTH	%	YEAR TO DATE	%			
<b>EXPENDITURES</b>										
<b>TOTAL EXPENDITURES</b>	0.00	0.00	0	0.00	0	0.00	0	0.00	0.00	0.00
<b>NET CHANGE IN FUND BALANCE</b>	0.00	0.00		0.00		0.00		0.00	0.00	0.00



FUND DEPT 1080-075 : GENERAL CORPORATE - GENERAL COUNTY

7/15/2024 8:22:30 AM

PERIOD ENDING 6/30/2024

	ACTUAL LAST YEAR			ACTUAL THIS YEAR				ENCUMBRANCE	BUDGET	UNENCUMBERED BALANCE
	CURRENT MONTH	YEAR TO DATE	%	CURRENT MONTH	%	YEAR TO DATE	%			
<b>REVENUES</b>										
4001 PROPERTY TAX	3,733,778.09	3,733,778.09	22	0.00	0	0.00	0	0.00	17,825,667.00	17,825,667.00
4002 LOCAL SALES TAX	1,844.36	6,074.04	18	2,790.06	8	8,053.64	24	0.00	34,000.00	25,946.36
4003 OTHER TAXES	3,804.64	16,033.55	46	4,207.82	11	11,701.70	29	0.00	40,000.00	28,298.30
4004 INTERGOVERNMENTAL REVENUE	2,025,191.41	5,662,790.77	33	1,176,697.52	7	6,571,015.62	37	0.00	17,835,313.00	11,264,297.38
4007 CHARGES FOR SERVICES	700.00	3,580.00	12	0.00	0	0.00	0	0.00	0.00	0.00
4008 INVESTMENT EARNINGS	30,639.10	50,418.98	126	22,198.87	29	221,548.46	294	0.00	75,300.00	-146,248.46
4009 MISCELLANEOUS REVENUES	0.00	0.00	0	552,593.73	0	1,068,371.42	0	0.00	0.00	-1,068,371.42
<b>TOTAL REVENUES</b>	<b>5,795,957.60</b>	<b>9,472,675.43</b>	<b>28</b>	<b>1,758,488.00</b>	<b>5</b>	<b>7,880,690.84</b>	<b>22</b>	<b>0.00</b>	<b>35,810,280.00</b>	<b>27,929,589.16</b>
<b>EXPENDITURES</b>										
5003 FRINGE BENEFITS	248,349.96	1,479,721.46	40	1,828,110.53	42	1,829,468.53	42	0.00	4,375,000.00	2,545,531.47
5009 GEN GOV - FINANCIAL ADMIN	0.00	0.00	0	0.00	0	0.00	0	0.00	-606,931.00	-606,931.00
5010 COMMODITIES	0.00	0.00	0	0.00	0	0.00	0	0.00	716.05	716.05
5020 SERVICES	1,694.00	118,878.19	14	42,137.74	4	232,174.16	22	0.00	1,071,679.60	839,505.44
<b>TOTAL EXPENDITURES</b>	<b>250,043.96</b>	<b>1,598,599.65</b>	<b>39</b>	<b>1,870,248.27</b>	<b>39</b>	<b>2,061,642.69</b>	<b>43</b>	<b>0.00</b>	<b>4,840,464.65</b>	<b>2,778,821.96</b>
<b>OTHER FINANCING SOURCES (USES)</b>										
6001 OTHER FINANCING SOURCES	0.00	0.00	0	0.00	0	0.00	0	0.00	65,000.00	65,000.00
7001 OTHER FINANCING USES	0.00	0.00	0	0.00	0	0.00	0	0.00	-846,008.00	-846,008.00
<b>TOTAL OTHER FINANCING SOURCES (USES)</b>	<b>0.00</b>	<b>0.00</b>		<b>0.00</b>		<b>0.00</b>		<b>0.00</b>	<b>-781,008.00</b>	<b>-781,008.00</b>
<b>NET CHANGE IN FUND BALANCE</b>	<b>5,545,913.64</b>	<b>7,874,075.78</b>		<b>-111,760.27</b>		<b>5,819,048.15</b>		<b>0.00</b>	<b>30,188,807.35</b>	<b>24,369,759.20</b>




FUND DEPT 1080-077 : GENERAL CORPORATE - ZONING AND ENFORCE (P&Z)

7/15/2024 8:22:30 AM

PERIOD ENDING 6/30/2024

	ACTUAL LAST YEAR			ACTUAL THIS YEAR				ENCUMBRANCE	BUDGET	UNENCUMBERED BALANCE
	CURRENT MONTH	YEAR TO DATE	%	CURRENT MONTH	%	YEAR TO DATE	%			
<b>REVENUES</b>										
4006 LICENSES AND PERMITS	3,327.00	27,113.00	12	12,810.00	6	22,913.00	10	0.00	220,231.00	197,318.00
4007 CHARGES FOR SERVICES	1,240.00	23,725.00	280	1,200.00	8	9,900.00	65	0.00	15,303.00	5,403.00
<b>TOTAL REVENUES</b>	<b>4,567.00</b>	<b>50,838.00</b>	<b>23</b>	<b>14,010.00</b>	<b>6</b>	<b>32,813.00</b>	<b>14</b>	<b>0.00</b>	<b>235,534.00</b>	<b>202,721.00</b>
<b>EXPENDITURES</b>										
5001 SALARIES AND WAGES	38,583.14	176,129.48	35	26,727.84	5	171,677.15	33	0.00	527,516.00	355,838.85
5003 FRINGE BENEFITS	0.00	0.00	0	-21,885.45	0	0.00	0	0.00	0.00	0.00
5010 COMMODITIES	220.76	2,936.09	57	70.98	1	2,052.89	40	0.00	5,125.00	3,072.11
5020 SERVICES	1,601.93	5,512.58	27	271.02	1	4,585.82	21	0.00	21,877.00	17,291.18
<b>TOTAL EXPENDITURES</b>	<b>40,405.83</b>	<b>184,578.15</b>	<b>35</b>	<b>5,184.39</b>	<b>1</b>	<b>178,315.86</b>	<b>32</b>	<b>0.00</b>	<b>554,518.00</b>	<b>376,202.14</b>
<b>NET CHANGE IN FUND BALANCE</b>	<b>-35,838.83</b>	<b>-133,740.15</b>		<b>8,825.61</b>		<b>-145,502.86</b>		<b>0.00</b>	<b>-318,984.00</b>	<b>-173,481.14</b>

PERIOD ENDING 6/30/2024



	ACTUAL LAST YEAR			ACTUAL THIS YEAR				ENCUMBRANCE	BUDGET	UNENCUMBERED BALANCE
	CURRENT MONTH	YEAR TO DATE	%	CURRENT MONTH	%	YEAR TO DATE	%			
<b>EXPENDITURES</b>										
5020 SERVICES	0.00	120,410.16	50	0.00	0	123,733.14	50	0.00	247,467.00	123,733.86
<b>TOTAL EXPENDITURES</b>	<b>0.00</b>	<b>120,410.16</b>	<b>50</b>	<b>0.00</b>	<b>0</b>	<b>123,733.14</b>	<b>50</b>	<b>0.00</b>	<b>247,467.00</b>	<b>123,733.86</b>
<b>NET CHANGE IN FUND BALANCE</b>	<b>0.00</b>	<b>-120,410.16</b>		<b>0.00</b>		<b>-123,733.14</b>		<b>0.00</b>	<b>-247,467.00</b>	<b>-123,733.86</b>



**FUND DEPT 1080-127 : GENERAL CORPORATE - VETERANS ASSISTNC COMMISSN**

7/15/2024 8:22:30 AM

**PERIOD ENDING 6/30/2024**

	ACTUAL LAST YEAR			ACTUAL THIS YEAR				ENCUMBRANCE	BUDGET	UNENCUMBERED BALANCE
	CURRENT MONTH	YEAR TO DATE	%	CURRENT MONTH	%	YEAR TO DATE	%			
<b>REVENUES</b>										
4009 MISCELLANEOUS REVENUES	0.00	500.00	0	0.00	0	200.00	0	0.00	0.00	-200.00
<b>TOTAL REVENUES</b>	<b>0.00</b>	<b>500.00</b>	<b>0</b>	<b>0.00</b>	<b>0</b>	<b>200.00</b>	<b>0</b>	<b>0.00</b>	<b>0.00</b>	<b>-200.00</b>
<b>EXPENDITURES</b>										
5001 SALARIES AND WAGES	15,976.70	34,335.26	90	6,809.83	8	35,469.83	41	0.00	86,991.00	51,521.17
5003 FRINGE BENEFITS	0.00	0.00	0	-1,291.65	-6	3,621.44	16	0.00	22,876.00	19,254.56
5010 COMMODITIES	0.00	0.00	0	0.00	0	746.92	71	0.00	1,052.96	306.04
5020 SERVICES	687.55	40,955.55	50	2,613.52	2	45,424.86	37	0.00	122,046.04	76,621.18
<b>TOTAL EXPENDITURES</b>	<b>16,664.25</b>	<b>75,290.81</b>	<b>63</b>	<b>8,131.70</b>	<b>3</b>	<b>85,263.05</b>	<b>37</b>	<b>0.00</b>	<b>232,966.00</b>	<b>147,702.95</b>
<b>NET CHANGE IN FUND BALANCE</b>	<b>-16,664.25</b>	<b>-74,790.81</b>		<b>-8,131.70</b>		<b>-85,063.05</b>		<b>0.00</b>	<b>-232,966.00</b>	<b>-147,902.95</b>



FUND DEPT 1080-130 : GENERAL CORPORATE - CIRC CLK SUPPORT ENFORCE

7/15/2024 8:22:30 AM

PERIOD ENDING 6/30/2024

	ACTUAL LAST YEAR			ACTUAL THIS YEAR				ENCUMBRANCE	BUDGET	UNENCUMBERED BALANCE
	CURRENT MONTH	YEAR TO DATE	%	CURRENT MONTH	%	YEAR TO DATE	%			
<b>REVENUES</b>										
4004 INTERGOVERNMENTAL REVENUE	0.00	4,767.00	40	3,801.00	32	3,801.00	32	0.00	12,000.00	8,199.00
<b>TOTAL REVENUES</b>	<b>0.00</b>	<b>4,767.00</b>	<b>40</b>	<b>3,801.00</b>	<b>32</b>	<b>3,801.00</b>	<b>32</b>	<b>0.00</b>	<b>12,000.00</b>	<b>8,199.00</b>
<b>EXPENDITURES</b>										
5001 SALARIES AND WAGES	0.00	0.00	0	0.00	0	0.00	0	0.00	12,000.00	12,000.00
<b>TOTAL EXPENDITURES</b>	<b>0.00</b>	<b>0.00</b>	<b>0</b>	<b>0.00</b>	<b>0</b>	<b>0.00</b>	<b>0</b>	<b>0.00</b>	<b>12,000.00</b>	<b>12,000.00</b>
<b>OTHER FINANCING SOURCES (USES)</b>										
<b>TOTAL OTHER FINANCING SOURCES (USES)</b>	<b>0.00</b>	<b>0.00</b>		<b>0.00</b>		<b>0.00</b>		<b>0.00</b>	<b>0.00</b>	<b>0.00</b>
<b>NET CHANGE IN FUND BALANCE</b>	<b>0.00</b>	<b>4,767.00</b>		<b>3,801.00</b>		<b>3,801.00</b>		<b>0.00</b>	<b>0.00</b>	<b>-3,801.00</b>





FUND DEPT 1080-140 : GENERAL CORPORATE - CORRECTIONAL CENTER

7/15/2024 8:22:30 AM

PERIOD ENDING 6/30/2024

	ACTUAL LAST YEAR			ACTUAL THIS YEAR				ENCUMBRANCE	BUDGET	UNENCUMBERED BALANCE
	CURRENT MONTH	YEAR TO DATE	%	CURRENT MONTH	%	YEAR TO DATE	%			
<b>REVENUES</b>										
4004 INTERGOVERNMENTAL REVENUE	1,362.55	30,802.60	32	248.50	1	3,475.50	11	0.00	31,000.00	27,524.50
4007 CHARGES FOR SERVICES	35,505.43	160,973.08	46	27,579.74	6	148,771.14	34	0.00	436,877.00	288,105.86
4009 MISCELLANEOUS REVENUES	7,067.26	21,042.14	40	3,964.40	7	36,828.23	65	0.00	57,000.00	20,171.77
<b>TOTAL REVENUES</b>	<b>43,935.24</b>	<b>212,817.82</b>	<b>43</b>	<b>31,792.64</b>	<b>6</b>	<b>189,074.87</b>	<b>36</b>	<b>0.00</b>	<b>524,877.00</b>	<b>335,802.13</b>
<b>EXPENDITURES</b>										
5001 SALARIES AND WAGES	522,584.84	1,701,147.74	46	332,095.45	8	2,031,176.68	47	0.00	4,307,916.00	2,276,739.32
5002 LAW ENFORCEMENT SALARIES	185,445.28	665,588.92	41	86,638.09	6	556,894.10	40	0.00	1,404,733.00	847,838.90
5003 FRINGE BENEFITS	0.00	0.00	0	-283,416.49	0	0.00	0	0.00	0.00	0.00
5010 COMMODITIES	52,405.57	339,725.69	58	37,153.25	5	282,465.05	39	0.00	731,188.00	448,722.95
5020 SERVICES	368,653.29	2,126,393.20	48	299,054.74	7	1,778,081.92	40	0.00	4,462,437.00	2,684,355.08
8000 CAPITAL OUTLAY	5,148.99	5,148.99	100	0.00	0	0.00	0	0.00	0.00	0.00
<b>TOTAL EXPENDITURES</b>	<b>1,134,237.97</b>	<b>4,838,004.54</b>	<b>47</b>	<b>471,525.04</b>	<b>4</b>	<b>4,648,617.75</b>	<b>43</b>	<b>0.00</b>	<b>10,906,274.00</b>	<b>6,257,656.25</b>
<b>OTHER FINANCING SOURCES (USES)</b>										
6001 OTHER FINANCING SOURCES	0.00	0.00	0	0.00	0	0.00	0	0.00	1,237,349.00	1,237,349.00
<b>TOTAL OTHER FINANCING SOURCES (USES)</b>	<b>0.00</b>	<b>0.00</b>		<b>0.00</b>		<b>0.00</b>		<b>0.00</b>	<b>1,237,349.00</b>	<b>1,237,349.00</b>
<b>NET CHANGE IN FUND BALANCE</b>	<b>-1,090,302.73</b>	<b>-4,625,186.72</b>		<b>-439,732.40</b>		<b>-4,459,542.88</b>		<b>0.00</b>	<b>-9,144,048.00</b>	<b>-4,684,505.12</b>




FUND DEPT 1080-141 : GENERAL CORPORATE - STS ATTY SUPPORT ENFORCE

7/15/2024 8:22:30 AM

PERIOD ENDING 6/30/2024

	ACTUAL LAST YEAR			ACTUAL THIS YEAR				ENCUMBRANCE	BUDGET	UNENCUMBERED BALANCE
	CURRENT MONTH	YEAR TO DATE	%	CURRENT MONTH	%	YEAR TO DATE	%			
<b>REVENUES</b>										
4004 INTERGOVERNMENTAL REVENUE	80,239.85	151,119.42	46	0.00	0	155,753.37	46	0.00	337,942.00	182,188.63
<b>TOTAL REVENUES</b>	<b>80,239.85</b>	<b>151,119.42</b>	<b>46</b>	<b>0.00</b>	<b>0</b>	<b>155,753.37</b>	<b>46</b>	<b>0.00</b>	<b>337,942.00</b>	<b>182,188.63</b>
<b>EXPENDITURES</b>										
5001 SALARIES AND WAGES	31,980.78	112,357.55	42	21,387.32	8	131,609.27	49	0.00	269,749.00	138,139.73
5003 FRINGE BENEFITS	5,183.59	34,027.95	38	8,702.08	8	46,586.49	45	0.00	103,264.00	56,677.51
5010 COMMODITIES	124.68	580.02	6	0.00	0	149.37	1	0.00	10,249.56	10,100.19
5020 SERVICES	41.48	870.58	3	41.73	2	250.41	9	0.00	2,750.44	2,500.03
<b>TOTAL EXPENDITURES</b>	<b>37,330.53</b>	<b>147,836.10</b>	<b>37</b>	<b>30,131.13</b>	<b>8</b>	<b>178,595.54</b>	<b>46</b>	<b>0.00</b>	<b>386,013.00</b>	<b>207,417.46</b>
<b>NET CHANGE IN FUND BALANCE</b>	<b>42,909.32</b>	<b>3,283.32</b>		<b>-30,131.13</b>		<b>-22,842.17</b>		<b>0.00</b>	<b>-48,071.00</b>	<b>-25,228.83</b>




FUND DEPT 2060-100 : RPC - POLICE TRAINING - REGIONAL PLANNING COMMISSION

7/15/2024 8:22:30 AM

PERIOD ENDING 6/30/2024

	ACTUAL LAST YEAR			ACTUAL THIS YEAR				ENCUMBRANCE	BUDGET	UNENCUMBERED BALANCE
	CURRENT MONTH	YEAR TO DATE	%	CURRENT MONTH	%	YEAR TO DATE	%			
<b>REVENUES</b>										
4004 INTERGOVERNMENTAL REVENUE	0.00	0.00	0	29,402.25	6	237,800.34	49	0.00	485,000.00	247,199.66
4007 CHARGES FOR SERVICES	0.00	0.00	0	0.00	0	0.00	0	0.00	5,000.00	5,000.00
<b>TOTAL REVENUES</b>	<b>0.00</b>	<b>0.00</b>	<b>0</b>	<b>29,402.25</b>	<b>6</b>	<b>237,800.34</b>	<b>49</b>	<b>0.00</b>	<b>490,000.00</b>	<b>252,199.66</b>
<b>EXPENDITURES</b>										
5001 SALARIES AND WAGES	0.00	0.00	0	10,726.60	16	67,041.27	97	0.00	68,952.34	1,911.07
5003 FRINGE BENEFITS	0.00	0.00	0	2,932.72	8	15,370.03	40	0.00	37,994.95	22,624.92
5010 COMMODITIES	0.00	0.00	0	10,273.00	40	11,925.57	47	0.00	25,370.78	13,445.21
5020 SERVICES	0.00	0.00	0	12,579.66	7	144,375.52	83	0.00	173,012.60	28,637.08
8000 CAPITAL OUTLAY	0.00	0.00	0	30,246.00	67	30,246.00	67	0.00	45,000.00	14,754.00
<b>TOTAL EXPENDITURES</b>	<b>0.00</b>	<b>0.00</b>	<b>0</b>	<b>66,757.98</b>	<b>19</b>	<b>268,958.39</b>	<b>77</b>	<b>0.00</b>	<b>350,330.67</b>	<b>81,372.28</b>
<b>OTHER FINANCING SOURCES (USES)</b>										
6001 OTHER FINANCING SOURCES	0.00	0.00	0	0.00	0	173,734.35	109	0.00	160,000.00	-13,734.35
7001 OTHER FINANCING USES	0.00	0.00	0	0.00	0	-173,734.35	74	0.00	-235,734.33	-61,999.98
<b>TOTAL OTHER FINANCING SOURCES (USES)</b>	<b>0.00</b>	<b>0.00</b>		<b>0.00</b>		<b>0.00</b>		<b>0.00</b>	<b>-75,734.33</b>	<b>-75,734.33</b>
<b>NET CHANGE IN FUND BALANCE</b>	<b>0.00</b>	<b>0.00</b>		<b>-37,355.73</b>		<b>-31,158.05</b>		<b>0.00</b>	<b>63,935.00</b>	<b>95,093.05</b>



PERIOD ENDING 6/30/2024

	ACTUAL LAST YEAR			ACTUAL THIS YEAR				ENCUMBRANCE	BUDGET	UNENCUMBERED BALANCE
	CURRENT MONTH	YEAR TO DATE	%	CURRENT MONTH	%	YEAR TO DATE	%			
<b>REVENUES</b>										
4004 INTERGOVERNMENTAL REVENUE	1,578,746.52	10,531,350.96	35	990,736.52	4	7,354,798.06	31	0.00	23,542,811.00	16,188,012.94
4007 CHARGES FOR SERVICES	51,272.88	423,319.99	22	170,861.39	3	853,634.59	15	0.00	5,545,500.00	4,691,865.41
4008 INVESTMENT EARNINGS	8,550.44	28,012.74	549	7,342.51	18	47,479.91	119	0.00	40,000.00	-7,479.91
4009 MISCELLANEOUS REVENUES	863.47	20,235.26	23	0.00	0	315.12	1	0.00	61,025.00	60,709.88
<b>TOTAL REVENUES</b>	<b>1,639,433.31</b>	<b>11,002,918.95</b>	<b>34</b>	<b>1,168,940.42</b>	<b>4</b>	<b>8,256,227.68</b>	<b>28</b>	<b>0.00</b>	<b>29,189,336.00</b>	<b>20,933,108.32</b>
<b>EXPENDITURES</b>										
5001 SALARIES AND WAGES	676,723.25	2,914,443.93	36	374,239.55	5	2,327,584.24	34	0.00	6,842,395.32	4,514,811.08
5003 FRINGE BENEFITS	111,810.46	731,871.65	41	128,933.19	8	692,416.36	44	0.00	1,567,900.00	875,483.64
5010 COMMODITIES	9,613.35	105,723.68	21	16,040.76	3	64,450.58	13	0.00	489,883.00	425,432.42
5020 SERVICES	534,624.67	8,828,956.14	41	487,183.62	3	6,045,666.91	37	14,875.00	16,261,174.68	10,200,632.77
5999 GEN GOV - CENTRAL ADMIN	0.00	0.00	0	0.00	0	0.00	0	0.00	3,940,000.00	3,940,000.00
8000 CAPITAL OUTLAY	26,718.26	27,218.26	12	0.00	0	0.00	0	55,483.73	710,000.00	654,516.27
<b>TOTAL EXPENDITURES</b>	<b>1,359,489.99</b>	<b>12,608,213.66</b>	<b>39</b>	<b>1,006,397.12</b>	<b>3</b>	<b>9,130,118.09</b>	<b>31</b>	<b>70,358.73</b>	<b>29,811,353.00</b>	<b>20,610,876.18</b>
<b>OTHER FINANCING SOURCES (USES)</b>										
6001 OTHER FINANCING SOURCES	161,608.72	258,801.87	63	25,396.03	10	79,549.64	30	0.00	262,080.00	182,530.36
7001 OTHER FINANCING USES	-158,893.88	-240,703.56	56	-25,396.03	19	-77,809.94	58	0.00	-134,207.00	-56,397.06
<b>TOTAL OTHER FINANCING SOURCES (USES)</b>	<b>2,714.84</b>	<b>18,098.31</b>		<b>0.00</b>		<b>1,739.70</b>		<b>0.00</b>	<b>127,873.00</b>	<b>126,133.30</b>
<b>NET CHANGE IN FUND BALANCE</b>	<b>282,658.16</b>	<b>-1,587,196.40</b>		<b>162,543.30</b>		<b>-872,150.71</b>		<b>-70,358.73</b>	<b>-494,144.00</b>	<b>448,365.44</b>




FUND DEPT 2076-010 : TORT IMMUNITY TAX FUND - COUNTY BOARD

7/15/2024 8:22:30 AM

PERIOD ENDING 6/30/2024

	ACTUAL LAST YEAR			ACTUAL THIS YEAR				ENCUMBRANCE	BUDGET	UNENCUMBERED BALANCE
	CURRENT MONTH	YEAR TO DATE	%	CURRENT MONTH	%	YEAR TO DATE	%			
<b>EXPENDITURES</b>										
5003 FRINGE BENEFITS	0.00	0.00	0	-275.10	0	0.00	0	0.00	0.00	0.00
<b>TOTAL EXPENDITURES</b>	<b>0.00</b>	<b>0.00</b>	<b>0</b>	<b>-275.10</b>	<b>0</b>	<b>0.00</b>	<b>0</b>	<b>0.00</b>	<b>0.00</b>	<b>0.00</b>
<b>NET CHANGE IN FUND BALANCE</b>	<b>0.00</b>	<b>0.00</b>		<b>275.10</b>		<b>0.00</b>		<b>0.00</b>	<b>0.00</b>	<b>0.00</b>




**FUND DEPT 2076-011 : TORT IMMUNITY TAX FUND - SOLID WASTE MGMT**

7/15/2024 8:22:30 AM

**PERIOD ENDING 6/30/2024**

	ACTUAL LAST YEAR			ACTUAL THIS YEAR				ENCUMBRANCE	BUDGET	UNENCUMBERED BALANCE
	CURRENT MONTH	YEAR TO DATE	%	CURRENT MONTH	%	YEAR TO DATE	%			
<b>EXPENDITURES</b>										
<b>TOTAL EXPENDITURES</b>	0.00	0.00	0	0.00	0	0.00	0	0.00	0.00	0.00
<b>NET CHANGE IN FUND BALANCE</b>	0.00	0.00		0.00		0.00		0.00	0.00	0.00



PERIOD ENDING 6/30/2024

	ACTUAL LAST YEAR			ACTUAL THIS YEAR				ENCUMBRANCE	BUDGET	UNENCUMBERED BALANCE
	CURRENT MONTH	YEAR TO DATE	%	CURRENT MONTH	%	YEAR TO DATE	%			
<b>EXPENDITURES</b>										
5003 FRINGE BENEFITS	0.00	0.00	0	-3,381.50	0	0.00	0	0.00	0.00	0.00
<b>TOTAL EXPENDITURES</b>	<b>0.00</b>	<b>0.00</b>	<b>0</b>	<b>-3,381.50</b>	<b>0</b>	<b>0.00</b>	<b>0</b>	<b>0.00</b>	<b>0.00</b>	<b>0.00</b>
<b>NET CHANGE IN FUND BALANCE</b>	<b>0.00</b>	<b>0.00</b>		<b>3,381.50</b>		<b>0.00</b>		<b>0.00</b>	<b>0.00</b>	<b>0.00</b>



**FUND DEPT 2076-020 : TORT IMMUNITY TAX FUND - AUDITOR**

7/15/2024 8:22:30 AM

**PERIOD ENDING 6/30/2024**

	ACTUAL LAST YEAR			ACTUAL THIS YEAR				ENCUMBRANCE	BUDGET	UNENCUMBERED BALANCE
	CURRENT MONTH	YEAR TO DATE	%	CURRENT MONTH	%	YEAR TO DATE	%			
<b>EXPENDITURES</b>										
5003 FRINGE BENEFITS	0.00	0.00	0	-2,034.58	0	0.00	0	0.00	0.00	0.00
<b>TOTAL EXPENDITURES</b>	<b>0.00</b>	<b>0.00</b>	<b>0</b>	<b>-2,034.58</b>	<b>0</b>	<b>0.00</b>	<b>0</b>	<b>0.00</b>	<b>0.00</b>	<b>0.00</b>
<b>NET CHANGE IN FUND BALANCE</b>	<b>0.00</b>	<b>0.00</b>		<b>2,034.58</b>		<b>0.00</b>		<b>0.00</b>	<b>0.00</b>	<b>0.00</b>





**FUND DEPT 2076-021 : TORT IMMUNITY TAX FUND - BOARD OF REVIEW**

7/15/2024 8:22:30 AM

**PERIOD ENDING 6/30/2024**

	ACTUAL LAST YEAR			ACTUAL THIS YEAR				ENCUMBRANCE	BUDGET	UNENCUMBERED BALANCE
	CURRENT MONTH	YEAR TO DATE	%	CURRENT MONTH	%	YEAR TO DATE	%			
<b>EXPENDITURES</b>										
5003 FRINGE BENEFITS	0.00	0.00	0	-963.67	0	0.00	0	0.00	0.00	0.00
<b>TOTAL EXPENDITURES</b>	<b>0.00</b>	<b>0.00</b>	<b>0</b>	<b>-963.67</b>	<b>0</b>	<b>0.00</b>	<b>0</b>	<b>0.00</b>	<b>0.00</b>	<b>0.00</b>
<b>NET CHANGE IN FUND BALANCE</b>	<b>0.00</b>	<b>0.00</b>		<b>963.67</b>		<b>0.00</b>		<b>0.00</b>	<b>0.00</b>	<b>0.00</b>



**FUND DEPT 2076-022 : TORT IMMUNITY TAX FUND - COUNTY CLERK**

7/15/2024 8:22:30 AM

**PERIOD ENDING 6/30/2024**

	ACTUAL LAST YEAR			ACTUAL THIS YEAR				ENCUMBRANCE	BUDGET	UNENCUMBERED BALANCE
	CURRENT MONTH	YEAR TO DATE	%	CURRENT MONTH	%	YEAR TO DATE	%			
<b>EXPENDITURES</b>										
5003 FRINGE BENEFITS	0.00	0.00	0	-4,773.64	0	0.00	0	0.00	0.00	0.00
<b>TOTAL EXPENDITURES</b>	<b>0.00</b>	<b>0.00</b>	<b>0</b>	<b>-4,773.64</b>	<b>0</b>	<b>0.00</b>	<b>0</b>	<b>0.00</b>	<b>0.00</b>	<b>0.00</b>
<b>NET CHANGE IN FUND BALANCE</b>	<b>0.00</b>	<b>0.00</b>		<b>4,773.64</b>		<b>0.00</b>		<b>0.00</b>	<b>0.00</b>	<b>0.00</b>




**FUND DEPT 2076-023 : TORT IMMUNITY TAX FUND - RECORDER**

7/15/2024 8:22:30 AM

**PERIOD ENDING 6/30/2024**

	ACTUAL LAST YEAR			ACTUAL THIS YEAR				ENCUMBRANCE	BUDGET	UNENCUMBERED BALANCE
	CURRENT MONTH	YEAR TO DATE	%	CURRENT MONTH	%	YEAR TO DATE	%			
<b>EXPENDITURES</b>										
5003 FRINGE BENEFITS	0.00	0.00	0	-1,027.62	0	0.00	0	0.00	0.00	0.00
<b>TOTAL EXPENDITURES</b>	<b>0.00</b>	<b>0.00</b>	<b>0</b>	<b>-1,027.62</b>	<b>0</b>	<b>0.00</b>	<b>0</b>	<b>0.00</b>	<b>0.00</b>	<b>0.00</b>
<b>NET CHANGE IN FUND BALANCE</b>	<b>0.00</b>	<b>0.00</b>		<b>1,027.62</b>		<b>0.00</b>		<b>0.00</b>	<b>0.00</b>	<b>0.00</b>




FUND DEPT 2076-025 : TORT IMMUNITY TAX FUND - SUPERVISOR OF ASSESSMENT

7/15/2024 8:22:30 AM

PERIOD ENDING 6/30/2024

	ACTUAL LAST YEAR			ACTUAL THIS YEAR				ENCUMBRANCE	BUDGET	UNENCUMBERED BALANCE
	CURRENT MONTH	YEAR TO DATE	%	CURRENT MONTH	%	YEAR TO DATE	%			
<b>EXPENDITURES</b>										
5003 FRINGE BENEFITS	0.00	0.00	0	-2,190.49	0	0.00	0	0.00	0.00	0.00
<b>TOTAL EXPENDITURES</b>	<b>0.00</b>	<b>0.00</b>	<b>0</b>	<b>-2,190.49</b>	<b>0</b>	<b>0.00</b>	<b>0</b>	<b>0.00</b>	<b>0.00</b>	<b>0.00</b>
<b>NET CHANGE IN FUND BALANCE</b>	<b>0.00</b>	<b>0.00</b>		<b>2,190.49</b>		<b>0.00</b>		<b>0.00</b>	<b>0.00</b>	<b>0.00</b>




FUND DEPT 2076-026 : TORT IMMUNITY TAX FUND - COUNTY TREASURER

7/15/2024 8:22:30 AM

PERIOD ENDING 6/30/2024

	ACTUAL LAST YEAR			ACTUAL THIS YEAR				ENCUMBRANCE	BUDGET	UNENCUMBERED BALANCE
	CURRENT MONTH	YEAR TO DATE	%	CURRENT MONTH	%	YEAR TO DATE	%			
<b>EXPENDITURES</b>										
5003 FRINGE BENEFITS	0.00	0.00	0	-1,365.89	0	0.00	0	0.00	0.00	0.00
<b>TOTAL EXPENDITURES</b>	<b>0.00</b>	<b>0.00</b>	<b>0</b>	<b>-1,365.89</b>	<b>0</b>	<b>0.00</b>	<b>0</b>	<b>0.00</b>	<b>0.00</b>	<b>0.00</b>
<b>NET CHANGE IN FUND BALANCE</b>	<b>0.00</b>	<b>0.00</b>		<b>1,365.89</b>		<b>0.00</b>		<b>0.00</b>	<b>0.00</b>	<b>0.00</b>




**FUND DEPT 2076-028 : TORT IMMUNITY TAX FUND - INFORMATION TECHNOLOGY (IT)**

7/15/2024 8:22:30 AM

**PERIOD ENDING 6/30/2024**

	ACTUAL LAST YEAR			ACTUAL THIS YEAR				ENCUMBRANCE	BUDGET	UNENCUMBERED BALANCE
	CURRENT MONTH	YEAR TO DATE	%	CURRENT MONTH	%	YEAR TO DATE	%			
<b>EXPENDITURES</b>										
5003 FRINGE BENEFITS	0.00	0.00	0	-4,588.19	0	0.00	0	0.00	0.00	0.00
<b>TOTAL EXPENDITURES</b>	<b>0.00</b>	<b>0.00</b>	<b>0</b>	<b>-4,588.19</b>	<b>0</b>	<b>0.00</b>	<b>0</b>	<b>0.00</b>	<b>0.00</b>	<b>0.00</b>
<b>NET CHANGE IN FUND BALANCE</b>	<b>0.00</b>	<b>0.00</b>		<b>4,588.19</b>		<b>0.00</b>		<b>0.00</b>	<b>0.00</b>	<b>0.00</b>



FUND DEPT 2076-030 : TORT IMMUNITY TAX FUND - CIRCUIT CLERK

7/15/2024 8:22:30 AM

PERIOD ENDING 6/30/2024

	ACTUAL LAST YEAR			ACTUAL THIS YEAR				ENCUMBRANCE	BUDGET	UNENCUMBERED BALANCE
	CURRENT MONTH	YEAR TO DATE	%	CURRENT MONTH	%	YEAR TO DATE	%			
<b>EXPENDITURES</b>										
5003 FRINGE BENEFITS	0.00	0.00	0	-8,342.89	0	0.00	0	0.00	0.00	0.00
<b>TOTAL EXPENDITURES</b>	<b>0.00</b>	<b>0.00</b>	<b>0</b>	<b>-8,342.89</b>	<b>0</b>	<b>0.00</b>	<b>0</b>	<b>0.00</b>	<b>0.00</b>	<b>0.00</b>
<b>NET CHANGE IN FUND BALANCE</b>	<b>0.00</b>	<b>0.00</b>		<b>8,342.89</b>		<b>0.00</b>		<b>0.00</b>	<b>0.00</b>	<b>0.00</b>




FUND DEPT 2076-031 : TORT IMMUNITY TAX FUND - CIRCUIT COURT

7/15/2024 8:22:30 AM

PERIOD ENDING 6/30/2024

	ACTUAL LAST YEAR			ACTUAL THIS YEAR				ENCUMBRANCE	BUDGET	UNENCUMBERED BALANCE
	CURRENT MONTH	YEAR TO DATE	%	CURRENT MONTH	%	YEAR TO DATE	%			
<b>EXPENDITURES</b>										
5003 FRINGE BENEFITS	0.00	0.00	0	-4,524.35	0	0.00	0	0.00	0.00	0.00
<b>TOTAL EXPENDITURES</b>	<b>0.00</b>	<b>0.00</b>	<b>0</b>	<b>-4,524.35</b>	<b>0</b>	<b>0.00</b>	<b>0</b>	<b>0.00</b>	<b>0.00</b>	<b>0.00</b>
<b>NET CHANGE IN FUND BALANCE</b>	<b>0.00</b>	<b>0.00</b>		<b>4,524.35</b>		<b>0.00</b>		<b>0.00</b>	<b>0.00</b>	<b>0.00</b>





**FUND DEPT 2076-032 : TORT IMMUNITY TAX FUND - JURY COMMISSION**

7/15/2024 8:22:30 AM

**PERIOD ENDING 6/30/2024**

	ACTUAL LAST YEAR			ACTUAL THIS YEAR				ENCUMBRANCE	BUDGET	UNENCUMBERED BALANCE
	CURRENT MONTH	YEAR TO DATE	%	CURRENT MONTH	%	YEAR TO DATE	%			
<b>EXPENDITURES</b>										
5003 FRINGE BENEFITS	0.00	0.00	0	-343.25	0	0.00	0	0.00	0.00	0.00
<b>TOTAL EXPENDITURES</b>	<b>0.00</b>	<b>0.00</b>	<b>0</b>	<b>-343.25</b>	<b>0</b>	<b>0.00</b>	<b>0</b>	<b>0.00</b>	<b>0.00</b>	<b>0.00</b>
<b>NET CHANGE IN FUND BALANCE</b>	<b>0.00</b>	<b>0.00</b>		<b>343.25</b>		<b>0.00</b>		<b>0.00</b>	<b>0.00</b>	<b>0.00</b>



FUND DEPT 2076-036 : TORT IMMUNITY TAX FUND - PUBLIC DEFENDER

7/15/2024 8:22:30 AM

PERIOD ENDING 6/30/2024

	ACTUAL LAST YEAR			ACTUAL THIS YEAR				ENCUMBRANCE	BUDGET	UNENCUMBERED BALANCE
	CURRENT MONTH	YEAR TO DATE	%	CURRENT MONTH	%	YEAR TO DATE	%			
<b>EXPENDITURES</b>										
5003 FRINGE BENEFITS	0.00	0.00	0	-6,738.30	0	0.00	0	0.00	0.00	0.00
<b>TOTAL EXPENDITURES</b>	<b>0.00</b>	<b>0.00</b>	<b>0</b>	<b>-6,738.30</b>	<b>0</b>	<b>0.00</b>	<b>0</b>	<b>0.00</b>	<b>0.00</b>	<b>0.00</b>
<b>NET CHANGE IN FUND BALANCE</b>	<b>0.00</b>	<b>0.00</b>		<b>6,738.30</b>		<b>0.00</b>		<b>0.00</b>	<b>0.00</b>	<b>0.00</b>



**FUND DEPT 2076-040 : TORT IMMUNITY TAX FUND - SHERIFF**

7/15/2024 8:22:30 AM

**PERIOD ENDING 6/30/2024**

	ACTUAL LAST YEAR			ACTUAL THIS YEAR				ENCUMBRANCE	BUDGET	UNENCUMBERED BALANCE
	CURRENT MONTH	YEAR TO DATE	%	CURRENT MONTH	%	YEAR TO DATE	%			
<b>EXPENDITURES</b>										
5003 FRINGE BENEFITS	0.00	0.00	0	-123,426.76	0	0.00	0	0.00	0.00	0.00
<b>TOTAL EXPENDITURES</b>	<b>0.00</b>	<b>0.00</b>	<b>0</b>	<b>-123,426.76</b>	<b>0</b>	<b>0.00</b>	<b>0</b>	<b>0.00</b>	<b>0.00</b>	<b>0.00</b>
<b>NET CHANGE IN FUND BALANCE</b>	<b>0.00</b>	<b>0.00</b>		<b>123,426.76</b>		<b>0.00</b>		<b>0.00</b>	<b>0.00</b>	<b>0.00</b>



FUND DEPT 2076-041 : TORT IMMUNITY TAX FUND - STATES ATTORNEY

7/15/2024 8:22:30 AM

PERIOD ENDING 6/30/2024

	ACTUAL LAST YEAR			ACTUAL THIS YEAR				ENCUMBRANCE	BUDGET	UNENCUMBERED BALANCE
	CURRENT MONTH	YEAR TO DATE	%	CURRENT MONTH	%	YEAR TO DATE	%			
<b>EXPENDITURES</b>										
5003 FRINGE BENEFITS	0.00	0.00	0	-10,222.33	0	0.00	0	0.00	0.00	0.00
<b>TOTAL EXPENDITURES</b>	<b>0.00</b>	<b>0.00</b>	<b>0</b>	<b>-10,222.33</b>	<b>0</b>	<b>0.00</b>	<b>0</b>	<b>0.00</b>	<b>0.00</b>	<b>0.00</b>
<b>NET CHANGE IN FUND BALANCE</b>	<b>0.00</b>	<b>0.00</b>		<b>10,222.33</b>		<b>0.00</b>		<b>0.00</b>	<b>0.00</b>	<b>0.00</b>




**FUND DEPT 2076-042 : TORT IMMUNITY TAX FUND - CORONER**

7/15/2024 8:22:30 AM

**PERIOD ENDING 6/30/2024**

	ACTUAL LAST YEAR			ACTUAL THIS YEAR				ENCUMBRANCE	BUDGET	UNENCUMBERED BALANCE
	CURRENT MONTH	YEAR TO DATE	%	CURRENT MONTH	%	YEAR TO DATE	%			
<b>EXPENDITURES</b>										
5003 FRINGE BENEFITS	0.00	0.00	0	-2,757.87	0	0.00	0	0.00	0.00	0.00
<b>TOTAL EXPENDITURES</b>	<b>0.00</b>	<b>0.00</b>	<b>0</b>	<b>-2,757.87</b>	<b>0</b>	<b>0.00</b>	<b>0</b>	<b>0.00</b>	<b>0.00</b>	<b>0.00</b>
<b>NET CHANGE IN FUND BALANCE</b>	<b>0.00</b>	<b>0.00</b>		<b>2,757.87</b>		<b>0.00</b>		<b>0.00</b>	<b>0.00</b>	<b>0.00</b>



PERIOD ENDING 6/30/2024

	ACTUAL LAST YEAR			ACTUAL THIS YEAR				ENCUMBRANCE	BUDGET	UNENCUMBERED BALANCE
	CURRENT MONTH	YEAR TO DATE	%	CURRENT MONTH	%	YEAR TO DATE	%			
<b>EXPENDITURES</b>										
5003 FRINGE BENEFITS	0.00	0.00	0	-3,695.73	0	0.00	0	0.00	0.00	0.00
<b>TOTAL EXPENDITURES</b>	<b>0.00</b>	<b>0.00</b>	<b>0</b>	<b>-3,695.73</b>	<b>0</b>	<b>0.00</b>	<b>0</b>	<b>0.00</b>	<b>0.00</b>	<b>0.00</b>
<b>NET CHANGE IN FUND BALANCE</b>	<b>0.00</b>	<b>0.00</b>		<b>3,695.73</b>		<b>0.00</b>		<b>0.00</b>	<b>0.00</b>	<b>0.00</b>




FUND DEPT 2076-051 : TORT IMMUNITY TAX FUND - JUVENILE DETENTION CENTER

7/15/2024 8:22:30 AM

PERIOD ENDING 6/30/2024

	ACTUAL LAST YEAR			ACTUAL THIS YEAR				ENCUMBRANCE	BUDGET	UNENCUMBERED BALANCE
	CURRENT MONTH	YEAR TO DATE	%	CURRENT MONTH	%	YEAR TO DATE	%			
<b>EXPENDITURES</b>										
5003 FRINGE BENEFITS	0.00	0.00	0	-38,237.95	0	0.00	0	0.00	0.00	0.00
<b>TOTAL EXPENDITURES</b>	<b>0.00</b>	<b>0.00</b>	<b>0</b>	<b>-38,237.95</b>	<b>0</b>	<b>0.00</b>	<b>0</b>	<b>0.00</b>	<b>0.00</b>	<b>0.00</b>
<b>NET CHANGE IN FUND BALANCE</b>	<b>0.00</b>	<b>0.00</b>		<b>38,237.95</b>		<b>0.00</b>		<b>0.00</b>	<b>0.00</b>	<b>0.00</b>




**FUND DEPT 2076-052 : TORT IMMUNITY TAX FUND - COURT SERVICES -PROBATION**

7/15/2024 8:22:30 AM

**PERIOD ENDING 6/30/2024**

	ACTUAL LAST YEAR			ACTUAL THIS YEAR				ENCUMBRANCE	BUDGET	UNENCUMBERED BALANCE
	CURRENT MONTH	YEAR TO DATE	%	CURRENT MONTH	%	YEAR TO DATE	%			
<b>EXPENDITURES</b>										
5003 FRINGE BENEFITS	0.00	0.00	0	-45,881.26	0	0.00	0	0.00	0.00	0.00
<b>TOTAL EXPENDITURES</b>	<b>0.00</b>	<b>0.00</b>	<b>0</b>	<b>-45,881.26</b>	<b>0</b>	<b>0.00</b>	<b>0</b>	<b>0.00</b>	<b>0.00</b>	<b>0.00</b>
<b>NET CHANGE IN FUND BALANCE</b>	<b>0.00</b>	<b>0.00</b>		<b>45,881.26</b>		<b>0.00</b>		<b>0.00</b>	<b>0.00</b>	<b>0.00</b>






**FUND DEPT 2076-057 : TORT IMMUNITY TAX FUND - DEPUTY SHERIFF MERIT COMM**

7/15/2024 8:22:30 AM

**PERIOD ENDING 6/30/2024**

	ACTUAL LAST YEAR			ACTUAL THIS YEAR				ENCUMBRANCE	BUDGET	UNENCUMBERED BALANCE
	CURRENT MONTH	YEAR TO DATE	%	CURRENT MONTH	%	YEAR TO DATE	%			
<b>EXPENDITURES</b>										
5003 FRINGE BENEFITS	0.00	0.00	0	-1.14	0	0.00	0	0.00	0.00	0.00
<b>TOTAL EXPENDITURES</b>	<b>0.00</b>	<b>0.00</b>	<b>0</b>	<b>-1.14</b>	<b>0</b>	<b>0.00</b>	<b>0</b>	<b>0.00</b>	<b>0.00</b>	<b>0.00</b>
<b>NET CHANGE IN FUND BALANCE</b>	<b>0.00</b>	<b>0.00</b>		<b>1.14</b>		<b>0.00</b>		<b>0.00</b>	<b>0.00</b>	<b>0.00</b>




**FUND DEPT 2076-071 : TORT IMMUNITY TAX FUND - PUBLIC PROP (PHYS, PLNT, FAC)**

7/15/2024 8:22:30 AM

**PERIOD ENDING 6/30/2024**

	ACTUAL LAST YEAR			ACTUAL THIS YEAR				ENCUMBRANCE	BUDGET	UNENCUMBERED BALANCE
	CURRENT MONTH	YEAR TO DATE	%	CURRENT MONTH	%	YEAR TO DATE	%			
<b>EXPENDITURES</b>										
5003 FRINGE BENEFITS	0.00	0.00	0	-51,986.65	0	0.00	0	0.00	0.00	0.00
<b>TOTAL EXPENDITURES</b>	<b>0.00</b>	<b>0.00</b>	<b>0</b>	<b>-51,986.65</b>	<b>0</b>	<b>0.00</b>	<b>0</b>	<b>0.00</b>	<b>0.00</b>	<b>0.00</b>
<b>NET CHANGE IN FUND BALANCE</b>	<b>0.00</b>	<b>0.00</b>		<b>51,986.65</b>		<b>0.00</b>		<b>0.00</b>	<b>0.00</b>	<b>0.00</b>



FUND DEPT 2076-075 : TORT IMMUNITY TAX FUND - GENERAL COUNTY

7/15/2024 8:22:30 AM

PERIOD ENDING 6/30/2024

	ACTUAL LAST YEAR			ACTUAL THIS YEAR				ENCUMBRANCE	BUDGET	UNENCUMBERED BALANCE
	CURRENT MONTH	YEAR TO DATE	%	CURRENT MONTH	%	YEAR TO DATE	%			
<b>REVENUES</b>										
4001 PROPERTY TAX	609,217.32	609,217.32	22	0.00	0	0.00	0	0.00	2,896,732.00	2,896,732.00
4008 INVESTMENT EARNINGS	1,149.11	10,768.23	0	2,571.54	26	28,905.49	289	0.00	10,000.00	-18,905.49
<b>TOTAL REVENUES</b>	<b>610,366.43</b>	<b>619,985.55</b>	<b>23</b>	<b>2,571.54</b>	<b>0</b>	<b>28,905.49</b>	<b>1</b>	<b>0.00</b>	<b>2,906,732.00</b>	<b>2,877,826.51</b>
<b>EXPENDITURES</b>										
5003 FRINGE BENEFITS	79,880.43	468,523.40	40	557,594.32	40	557,594.32	40	0.00	1,390,000.00	832,405.68
5020 SERVICES	0.00	0.00	0	0.00	0	1,375.00	0	0.00	1,500,000.00	1,498,625.00
<b>TOTAL EXPENDITURES</b>	<b>79,880.43</b>	<b>468,523.40</b>	<b>18</b>	<b>557,594.32</b>	<b>19</b>	<b>558,969.32</b>	<b>19</b>	<b>0.00</b>	<b>2,890,000.00</b>	<b>2,331,030.68</b>
<b>OTHER FINANCING SOURCES (USES)</b>										
6001 OTHER FINANCING SOURCES	0.00	1,212.99	0	0.00	0	0.00	0	0.00	0.00	0.00
<b>TOTAL OTHER FINANCING SOURCES (USES)</b>	<b>0.00</b>	<b>1,212.99</b>		<b>0.00</b>		<b>0.00</b>		<b>0.00</b>	<b>0.00</b>	<b>0.00</b>
<b>NET CHANGE IN FUND BALANCE</b>	<b>530,486.00</b>	<b>152,675.14</b>		<b>-555,022.78</b>		<b>-530,063.83</b>		<b>0.00</b>	<b>16,732.00</b>	<b>546,795.83</b>




**FUND DEPT 2076-077 : TORT IMMUNITY TAX FUND - ZONING AND ENFORCE (P&Z)**

7/15/2024 8:22:30 AM

**PERIOD ENDING 6/30/2024**

	ACTUAL LAST YEAR			ACTUAL THIS YEAR				ENCUMBRANCE	BUDGET	UNENCUMBERED BALANCE
	CURRENT MONTH	YEAR TO DATE	%	CURRENT MONTH	%	YEAR TO DATE	%			
<b>EXPENDITURES</b>										
5003 FRINGE BENEFITS	0.00	0.00	0	-1,930.29	0	0.00	0	0.00	0.00	0.00
<b>TOTAL EXPENDITURES</b>	<b>0.00</b>	<b>0.00</b>	<b>0</b>	<b>-1,930.29</b>	<b>0</b>	<b>0.00</b>	<b>0</b>	<b>0.00</b>	<b>0.00</b>	<b>0.00</b>
<b>NET CHANGE IN FUND BALANCE</b>	<b>0.00</b>	<b>0.00</b>		<b>1,930.29</b>		<b>0.00</b>		<b>0.00</b>	<b>0.00</b>	<b>0.00</b>




**FUND DEPT 2076-127 : TORT IMMUNITY TAX FUND - VETERANS ASSISTNC COMSSN**

7/15/2024 8:22:30 AM

**PERIOD ENDING 6/30/2024**

	ACTUAL LAST YEAR			ACTUAL THIS YEAR				ENCUMBRANCE	BUDGET	UNENCUMBERED BALANCE
	CURRENT MONTH	YEAR TO DATE	%	CURRENT MONTH	%	YEAR TO DATE	%			
<b>EXPENDITURES</b>										
5003 FRINGE BENEFITS	0.00	0.00	0	-421.38	0	0.00	0	0.00	0.00	0.00
<b>TOTAL EXPENDITURES</b>	<b>0.00</b>	<b>0.00</b>	<b>0</b>	<b>-421.38</b>	<b>0</b>	<b>0.00</b>	<b>0</b>	<b>0.00</b>	<b>0.00</b>	<b>0.00</b>
<b>NET CHANGE IN FUND BALANCE</b>	<b>0.00</b>	<b>0.00</b>		<b>421.38</b>		<b>0.00</b>		<b>0.00</b>	<b>0.00</b>	<b>0.00</b>



PERIOD ENDING 6/30/2024

	ACTUAL LAST YEAR			ACTUAL THIS YEAR				ENCUMBRANCE	BUDGET	UNENCUMBERED BALANCE
	CURRENT MONTH	YEAR TO DATE	%	CURRENT MONTH	%	YEAR TO DATE	%			
<b>EXPENDITURES</b>										
<b>TOTAL EXPENDITURES</b>	0.00	0.00	0	0.00	0	0.00	0	0.00	0.00	0.00
<b>NET CHANGE IN FUND BALANCE</b>	0.00	0.00		0.00		0.00		0.00	0.00	0.00



FUND DEPT 2076-140 : TORT IMMUNITY TAX FUND - CORRECTIONAL CENTER

7/15/2024 8:22:30 AM

PERIOD ENDING 6/30/2024

	ACTUAL LAST YEAR			ACTUAL THIS YEAR				ENCUMBRANCE	BUDGET	UNENCUMBERED BALANCE
	CURRENT MONTH	YEAR TO DATE	%	CURRENT MONTH	%	YEAR TO DATE	%			
<b>EXPENDITURES</b>										
5003 FRINGE BENEFITS	0.00	0.00	0	-117,882.17	0	0.00	0	0.00	0.00	0.00
<b>TOTAL EXPENDITURES</b>	<b>0.00</b>	<b>0.00</b>	<b>0</b>	<b>-117,882.17</b>	<b>0</b>	<b>0.00</b>	<b>0</b>	<b>0.00</b>	<b>0.00</b>	<b>0.00</b>
<b>NET CHANGE IN FUND BALANCE</b>	<b>0.00</b>	<b>0.00</b>		<b>117,882.17</b>		<b>0.00</b>		<b>0.00</b>	<b>0.00</b>	<b>0.00</b>



FUND DEPT 2083-060 : COUNTY HIGHWAY - HIGHWAY

7/15/2024 8:22:30 AM

PERIOD ENDING 6/30/2024

	ACTUAL LAST YEAR			ACTUAL THIS YEAR				ENCUMBRANCE	BUDGET	UNENCUMBERED BALANCE
	CURRENT MONTH	YEAR TO DATE	%	CURRENT MONTH	%	YEAR TO DATE	%			
<b>REVENUES</b>										
4001 PROPERTY TAX	712,042.16	712,042.16	22	0.00	0	0.00	0	0.00	3,384,576.00	3,384,576.00
4004 INTERGOVERNMENTAL REVENUE	162,868.45	162,868.45	65	0.00	0	-5,876.56	-2	0.00	250,000.00	255,876.56
4007 CHARGES FOR SERVICES	115,694.29	139,471.54	25	5,933.32	1	38,183.71	7	0.00	555,000.00	516,816.29
4008 INVESTMENT EARNINGS	5,865.24	42,197.91	105 5	8,400.52	14	72,408.09	121	0.00	60,000.00	-12,408.09
4009 MISCELLANEOUS REVENUES	50.00	1,287.15	0	5,000.00	0	6,306.33	0	0.00	0.00	-6,306.33
<b>TOTAL REVENUES</b>	<b>996,520.14</b>	<b>1,057,867.21</b>	<b>27</b>	<b>19,333.84</b>	<b>0</b>	<b>111,021.57</b>	<b>3</b>	<b>0.00</b>	<b>4,249,576.00</b>	<b>4,138,554.43</b>
<b>EXPENDITURES</b>										
5001 SALARIES AND WAGES	179,502.37	750,512.73	45	106,259.60	6	726,040.10	43	0.00	1,690,422.00	964,381.90
5003 FRINGE BENEFITS	35,529.87	218,015.50	40	45,135.30	7	235,533.85	36	0.00	646,670.00	411,136.15
5010 COMMODITIES	18,234.35	99,060.37	32	77,932.83	15	297,502.67	59	0.00	506,700.00	209,197.33
5020 SERVICES	33,529.75	248,215.44	36	8,230.64	2	167,871.05	32	0.00	516,754.00	348,882.95
8000 CAPITAL OUTLAY	0.00	572,336.50	59	123,130.98	15	330,625.34	41	33,850.00	811,030.00	446,554.66
<b>TOTAL EXPENDITURES</b>	<b>266,796.34</b>	<b>1,888,140.54</b>	<b>45</b>	<b>360,689.35</b>	<b>9</b>	<b>1,757,573.01</b>	<b>42</b>	<b>33,850.00</b>	<b>4,171,576.00</b>	<b>2,380,152.99</b>
<b>OTHER FINANCING SOURCES (USES)</b>										
6001 OTHER FINANCING SOURCES	0.00	0.00	0	0.00	0	0.00	0	0.00	50,000.00	50,000.00
7001 OTHER FINANCING USES	0.00	-120,000.00	100	0.00	0	0.00	0	0.00	-128,000.00	-128,000.00
<b>TOTAL OTHER FINANCING SOURCES (USES)</b>	<b>0.00</b>	<b>-120,000.00</b>		<b>0.00</b>		<b>0.00</b>		<b>0.00</b>	<b>-78,000.00</b>	<b>-78,000.00</b>
<b>NET CHANGE IN FUND BALANCE</b>	<b>729,723.80</b>	<b>-950,273.33</b>		<b>-341,355.51</b>		<b>-1,646,551.44</b>		<b>-33,850.00</b>	<b>0.00</b>	<b>1,680,401.44</b>





**FUND DEPT 2083-062 : COUNTY HIGHWAY - HIGHWAY BUILDING CAPITAL**

7/15/2024 8:22:30 AM

**PERIOD ENDING 6/30/2024**

	ACTUAL LAST YEAR			ACTUAL THIS YEAR				ENCUMBRANCE	BUDGET	UNENCUMBERED BALANCE
	CURRENT MONTH	YEAR TO DATE	%	CURRENT MONTH	%	YEAR TO DATE	%			
<b>REVENUES</b>										
<b>TOTAL REVENUES</b>	<b>0.00</b>	<b>0.00</b>	<b>0</b>	<b>0.00</b>	<b>0</b>	<b>0.00</b>	<b>0</b>	<b>0.00</b>	<b>0.00</b>	<b>0.00</b>
<b>EXPENDITURES</b>										
5020 SERVICES	0.00	0.00	0	0.00	0	0.00	0	0.00	25,000.00	25,000.00
8000 CAPITAL OUTLAY	0.00	0.00	0	0.00	0	0.00	0	0.00	275,000.00	275,000.00
<b>TOTAL EXPENDITURES</b>	<b>0.00</b>	<b>0.00</b>	<b>0</b>	<b>0.00</b>	<b>0</b>	<b>0.00</b>	<b>0</b>	<b>0.00</b>	<b>300,000.00</b>	<b>300,000.00</b>
<b>OTHER FINANCING SOURCES (USES)</b>										
6001 OTHER FINANCING SOURCES	0.00	120,000.00	100	0.00	0	0.00	0	0.00	128,000.00	128,000.00
<b>TOTAL OTHER FINANCING SOURCES (USES)</b>	<b>0.00</b>	<b>120,000.00</b>		<b>0.00</b>		<b>0.00</b>		<b>0.00</b>	<b>128,000.00</b>	<b>128,000.00</b>
<b>NET CHANGE IN FUND BALANCE</b>	<b>0.00</b>	<b>120,000.00</b>		<b>0.00</b>		<b>0.00</b>		<b>0.00</b>	<b>-172,000.00</b>	<b>-172,000.00</b>



FUND DEPT 2084-060 : COUNTY BRIDGE - HIGHWAY

7/15/2024 8:22:30 AM

PERIOD ENDING 6/30/2024

	ACTUAL LAST YEAR			ACTUAL THIS YEAR				ENCUMBRANCE	BUDGET	UNENCUMBERED BALANCE
	CURRENT MONTH	YEAR TO DATE	%	CURRENT MONTH	%	YEAR TO DATE	%			
<b>REVENUES</b>										
4001 PROPERTY TAX	357,120.38	357,120.38	22	0.00	0	0.00	0	0.00	1,697,636.00	1,697,636.00
4008 INVESTMENT EARNINGS	4,113.52	27,954.56	279 5	8,119.23	27	53,616.90	179	0.00	30,000.00	-23,616.90
4009 MISCELLANEOUS REVENUES	4,490.00	4,490.00	0	0.00	0	5,500.00	110	0.00	5,000.00	-500.00
<b>TOTAL REVENUES</b>	<b>365,723.90</b>	<b>389,564.94</b>	<b>24</b>	<b>8,119.23</b>	<b>0</b>	<b>59,116.90</b>	<b>3</b>	<b>0.00</b>	<b>1,732,636.00</b>	<b>1,673,519.10</b>
<b>EXPENDITURES</b>										
5020 SERVICES	44,272.46	139,918.55	70	35.50	0	21,530.60	7	0.00	300,000.00	278,469.40
8000 CAPITAL OUTLAY	307,980.74	854,292.41	61	21,867.83	2	21,867.83	2	0.00	1,432,636.00	1,410,768.17
<b>TOTAL EXPENDITURES</b>	<b>352,253.20</b>	<b>994,210.96</b>	<b>62</b>	<b>21,903.33</b>	<b>1</b>	<b>43,398.43</b>	<b>3</b>	<b>0.00</b>	<b>1,732,636.00</b>	<b>1,689,237.57</b>
<b>OTHER FINANCING SOURCES (USES)</b>										
<b>TOTAL OTHER FINANCING SOURCES (USES)</b>	<b>0.00</b>	<b>0.00</b>		<b>0.00</b>		<b>0.00</b>		<b>0.00</b>	<b>0.00</b>	<b>0.00</b>
<b>NET CHANGE IN FUND BALANCE</b>	<b>13,470.70</b>	<b>-604,646.02</b>		<b>-13,784.10</b>		<b>15,718.47</b>		<b>0.00</b>	<b>0.00</b>	<b>-15,718.47</b>



FUND DEPT 2085-060 : COUNTY MOTOR FUEL TAX - HIGHWAY

7/15/2024 8:22:30 AM

PERIOD ENDING 6/30/2024

	ACTUAL LAST YEAR			ACTUAL THIS YEAR				ENCUMBRANCE	BUDGET	UNENCUMBERED BALANCE
	CURRENT MONTH	YEAR TO DATE	%	CURRENT MONTH	%	YEAR TO DATE	%			
<b>REVENUES</b>										
4004 INTERGOVERNMENTAL REVENUE	331,686.05	1,514,604.19	42	321,647.25	9	1,584,823.29	44	0.00	3,587,200.00	2,002,376.71
4007 CHARGES FOR SERVICES	0.00	0.00	0	0.00	0	0.00	0	0.00	2,000.00	2,000.00
4008 INVESTMENT EARNINGS	37,477.50	202,371.54	202 4	34,692.35	14	226,081.64	90	0.00	250,000.00	23,918.36
4009 MISCELLANEOUS REVENUES	145.45	145.45	0	0.00	0	7,632.80	0	0.00	0.00	-7,632.80
<b>TOTAL REVENUES</b>	<b>369,309.00</b>	<b>1,717,121.18</b>	<b>47</b>	<b>356,339.60</b>	<b>9</b>	<b>1,818,537.73</b>	<b>47</b>	<b>0.00</b>	<b>3,839,200.00</b>	<b>2,020,662.27</b>
<b>EXPENDITURES</b>										
5001 SALARIES AND WAGES	20,435.78	90,076.18	50	14,318.68	8	92,615.08	50	0.00	185,229.00	92,613.92
5010 COMMODITIES	0.00	0.00	0	73,835.89	8	217,547.40	24	0.00	900,000.00	682,452.60
5020 SERVICES	215,026.83	411,093.44	27	0.00	0	4,565.57	1	0.00	735,000.00	730,434.43
8000 CAPITAL OUTLAY	45,250.00	45,250.00	1	0.00	0	954,676.77	48	0.00	2,000,000.00	1,045,323.23
<b>TOTAL EXPENDITURES</b>	<b>280,712.61</b>	<b>546,419.62</b>	<b>7</b>	<b>88,154.57</b>	<b>2</b>	<b>1,269,404.82</b>	<b>33</b>	<b>0.00</b>	<b>3,820,229.00</b>	<b>2,550,824.18</b>
<b>NET CHANGE IN FUND BALANCE</b>	<b>88,596.39</b>	<b>1,170,701.56</b>		<b>268,185.03</b>		<b>549,132.91</b>		<b>0.00</b>	<b>18,971.00</b>	<b>-530,161.91</b>



**FUND DEPT 2088-044 : ILL.MUNICIPAL RETIREMENT - NURSING HOME**

7/15/2024 8:22:30 AM

**PERIOD ENDING 6/30/2024**

	ACTUAL LAST YEAR			ACTUAL THIS YEAR				ENCUMBRANCE	BUDGET	UNENCUMBERED BALANCE
	CURRENT MONTH	YEAR TO DATE	%	CURRENT MONTH	%	YEAR TO DATE	%			
<b>EXPENDITURES</b>										
<b>TOTAL EXPENDITURES</b>	0.00	0.00	0	0.00	0	0.00	0	0.00	0.00	0.00
<b>OTHER FINANCING SOURCES (USES)</b>										
<b>TOTAL OTHER FINANCING SOURCES (USES)</b>	0.00	0.00		0.00		0.00		0.00	0.00	0.00
<b>NET CHANGE IN FUND BALANCE</b>	0.00	0.00		0.00		0.00		0.00	0.00	0.00



FUND DEPT 2088-073 : ILL.MUNICIPAL RETIREMENT - ILL.MUNICIPAL RETIREMENT

7/15/2024 8:22:30 AM

PERIOD ENDING 6/30/2024

	ACTUAL LAST YEAR			ACTUAL THIS YEAR				ENCUMBRANCE	BUDGET	UNENCUMBERED BALANCE
	CURRENT MONTH	YEAR TO DATE	%	CURRENT MONTH	%	YEAR TO DATE	%			
<b>REVENUES</b>										
4001 PROPERTY TAX	456,628.92	456,628.92	22	0.00	0	0.00	0	0.00	2,019,440.00	2,019,440.00
4004 INTERGOVERNMENTAL REVENUE	0.00	124,000.00	100	0.00	0	0.00	0	0.00	124,000.00	124,000.00
4008 INVESTMENT EARNINGS	2,820.36	19,689.37	393 8	5,507.57	37	34,355.31	229	0.00	15,000.00	-19,355.31
<b>TOTAL REVENUES</b>	<b>459,449.28</b>	<b>600,318.29</b>	<b>28</b>	<b>5,507.57</b>	<b>0</b>	<b>34,355.31</b>	<b>2</b>	<b>0.00</b>	<b>2,158,440.00</b>	<b>2,124,084.69</b>
<b>EXPENDITURES</b>										
5003 FRINGE BENEFITS	0.00	583,163.88	27	0.00	0	424,554.62	20	0.00	2,163,962.00	1,739,407.38
<b>TOTAL EXPENDITURES</b>	<b>0.00</b>	<b>583,163.88</b>	<b>27</b>	<b>0.00</b>	<b>0</b>	<b>424,554.62</b>	<b>20</b>	<b>0.00</b>	<b>2,163,962.00</b>	<b>1,739,407.38</b>
<b>OTHER FINANCING SOURCES (USES)</b>										
6001 OTHER FINANCING SOURCES	0.00	6,556.20	0	0.00	0	0.00	0	0.00	6,556.00	6,556.00
<b>TOTAL OTHER FINANCING SOURCES (USES)</b>	<b>0.00</b>	<b>6,556.20</b>		<b>0.00</b>		<b>0.00</b>		<b>0.00</b>	<b>6,556.00</b>	<b>6,556.00</b>
<b>NET CHANGE IN FUND BALANCE</b>	<b>459,449.28</b>	<b>23,710.61</b>		<b>5,507.57</b>		<b>-390,199.31</b>		<b>0.00</b>	<b>1,034.00</b>	<b>391,233.31</b>



**FUND DEPT 2089-018 : COUNTY PUBLIC HEALTH FUND - C-U PUBLIC HEALTH DISTRICT**

7/15/2024 8:22:30 AM

**PERIOD ENDING 6/30/2024**

	ACTUAL LAST YEAR			ACTUAL THIS YEAR				ENCUMBRANCE	BUDGET	UNENCUMBERED BALANCE
	CURRENT MONTH	YEAR TO DATE	%	CURRENT MONTH	%	YEAR TO DATE	%			
<b>REVENUES</b>										
4001 PROPERTY TAX	336,399.16	336,399.16	40	0.00	0	0.00	0	0.00	898,763.00	898,763.00
<b>TOTAL REVENUES</b>	<b>336,399.16</b>	<b>336,399.16</b>	<b>40</b>	<b>0.00</b>	<b>0</b>	<b>0.00</b>	<b>0</b>	<b>0.00</b>	<b>898,763.00</b>	<b>898,763.00</b>
<b>EXPENDITURES</b>										
5020 SERVICES	0.00	1,239.58	0	0.00	0	0.00	0	0.00	898,763.00	898,763.00
<b>TOTAL EXPENDITURES</b>	<b>0.00</b>	<b>1,239.58</b>	<b>0</b>	<b>0.00</b>	<b>0</b>	<b>0.00</b>	<b>0</b>	<b>0.00</b>	<b>898,763.00</b>	<b>898,763.00</b>
<b>NET CHANGE IN FUND BALANCE</b>	<b>336,399.16</b>	<b>335,159.58</b>		<b>0.00</b>		<b>0.00</b>		<b>0.00</b>	<b>0.00</b>	<b>0.00</b>



FUND DEPT 2089-049 : COUNTY PUBLIC HEALTH FUND - BOARD OF HEALTH

7/15/2024 8:22:30 AM

PERIOD ENDING 6/30/2024

	ACTUAL LAST YEAR			ACTUAL THIS YEAR				ENCUMBRANCE	BUDGET	UNENCUMBERED BALANCE
	CURRENT MONTH	YEAR TO DATE	%	CURRENT MONTH	%	YEAR TO DATE	%			
<b>REVENUES</b>										
4001 PROPERTY TAX	823.21	823.21	0	0.00	0	0.00	0	0.00	705,538.00	705,538.00
4004 INTERGOVERNMENTAL REVENUE	2,483.87	121,465.86	26	3,339.76	1	139,107.01	39	0.00	356,651.00	217,543.99
4006 LICENSES AND PERMITS	-75.00	31,532.50	24	3,650.00	3	92,923.50	71	0.00	131,611.00	38,687.50
4008 INVESTMENT EARNINGS	876.50	7,096.66	406	1,687.64	42	13,241.02	331	0.00	4,000.00	-9,241.02
4009 MISCELLANEOUS REVENUES	0.00	814.00	133	2,718.60	127	3,980.07	186	0.00	214.00	-3,766.07
				0	0	0	0			
<b>TOTAL REVENUES</b>	<b>4,108.58</b>	<b>161,732.23</b>	<b>13</b>	<b>11,396.00</b>	<b>1</b>	<b>249,251.60</b>	<b>21</b>	<b>0.00</b>	<b>1,198,014.00</b>	<b>948,762.40</b>
<b>EXPENDITURES</b>										
5020 SERVICES	6,416.66	408,270.41	31	173,366.21	13	495,341.04	38	0.00	1,307,263.98	811,922.94
<b>TOTAL EXPENDITURES</b>	<b>6,416.66</b>	<b>408,270.41</b>	<b>31</b>	<b>173,366.21</b>	<b>13</b>	<b>495,341.04</b>	<b>38</b>	<b>0.00</b>	<b>1,307,263.98</b>	<b>811,922.94</b>
<b>OTHER FINANCING SOURCES (USES)</b>										
<b>TOTAL OTHER FINANCING SOURCES (USES)</b>	<b>0.00</b>	<b>0.00</b>		<b>0.00</b>		<b>0.00</b>		<b>0.00</b>	<b>0.00</b>	<b>0.00</b>
<b>NET CHANGE IN FUND BALANCE</b>	<b>-2,308.08</b>	<b>-246,538.18</b>		<b>-161,970.21</b>		<b>-246,089.44</b>		<b>0.00</b>	<b>-109,249.98</b>	<b>136,839.46</b>



FUND DEPT 2090-053 : MENTAL HEALTH - MENTAL HEALTH BOARD

7/15/2024 8:22:30 AM

PERIOD ENDING 6/30/2024

	ACTUAL LAST YEAR			ACTUAL THIS YEAR				ENCUMBRANCE	BUDGET	UNENCUMBERED BALANCE
	CURRENT MONTH	YEAR TO DATE	%	CURRENT MONTH	%	YEAR TO DATE	%			
<b>REVENUES</b>										
4001 PROPERTY TAX	1,327,882.93	1,327,882.93	22	0.00	0	0.00	0	0.00	6,311,236.00	6,311,236.00
4004 INTERGOVERNMENTAL REVENUE	33,926.00	203,556.00	50	35,447.00	8	212,682.00	50	0.00	425,371.00	212,689.00
4008 INVESTMENT EARNINGS	3,453.38	30,686.77	102 3	3,278.99	6	48,647.53	86	0.00	56,268.00	7,620.47
4009 MISCELLANEOUS REVENUES	0.00	10,306.00	25	2,650.00	6	3,225.00	7	0.00	45,000.00	41,775.00
<b>TOTAL REVENUES</b>	<b>1,365,262.31</b>	<b>1,572,431.70</b>	<b>25</b>	<b>41,375.99</b>	<b>1</b>	<b>264,554.53</b>	<b>4</b>	<b>0.00</b>	<b>6,837,875.00</b>	<b>6,573,320.47</b>
<b>EXPENDITURES</b>										
5001 SALARIES AND WAGES	54,831.27	228,468.77	48	38,258.04	8	241,242.54	48	0.00	501,828.00	260,585.46
5003 FRINGE BENEFITS	8,405.40	51,165.23	40	10,443.64	7	53,206.02	37	0.00	144,555.00	91,348.98
5010 COMMODITIES	140.61	3,755.87	23	447.06	3	5,391.00	34	0.00	15,985.00	10,594.00
5020 SERVICES	463,256.93	2,652,123.52	46	479,540.49	8	3,000,842.63	49	0.00	6,168,507.00	3,167,664.37
<b>TOTAL EXPENDITURES</b>	<b>526,634.21</b>	<b>2,935,513.39</b>	<b>46</b>	<b>528,689.23</b>	<b>8</b>	<b>3,300,682.19</b>	<b>48</b>	<b>0.00</b>	<b>6,830,875.00</b>	<b>3,530,192.81</b>
<b>OTHER FINANCING SOURCES (USES)</b>										
7001 OTHER FINANCING USES	0.00	0.00	0	0.00	0	0.00	0	0.00	-7,000.00	-7,000.00
<b>TOTAL OTHER FINANCING SOURCES (USES)</b>	<b>0.00</b>	<b>0.00</b>		<b>0.00</b>		<b>0.00</b>		<b>0.00</b>	<b>-7,000.00</b>	<b>-7,000.00</b>
<b>NET CHANGE IN FUND BALANCE</b>	<b>838,628.10</b>	<b>-1,363,081.69</b>		<b>-487,313.24</b>		<b>-3,036,127.66</b>		<b>0.00</b>	<b>0.00</b>	<b>3,036,127.66</b>





FUND DEPT 2091-047 : ANIMAL CONTROL - ANIMAL CONTROL ADMIN

7/15/2024 8:22:30 AM

PERIOD ENDING 6/30/2024

	ACTUAL LAST YEAR			ACTUAL THIS YEAR				ENCUMBRANCE	BUDGET	UNENCUMBERED BALANCE
	CURRENT MONTH	YEAR TO DATE	%	CURRENT MONTH	%	YEAR TO DATE	%			
<b>REVENUES</b>										
4006 LICENSES AND PERMITS	6,198.00	87,985.00	26	11,961.00	4	99,169.00	30	0.00	335,000.00	235,831.00
4008 INVESTMENT EARNINGS	1,059.75	6,513.67	651	1,867.77	187	11,778.53	1178	0.00	1,000.00	-10,778.53
4009 MISCELLANEOUS REVENUES	0.00	0.00	0	0.00	0	5.00	0	0.00	0.00	-5.00
<b>TOTAL REVENUES</b>	<b>7,257.75</b>	<b>94,498.67</b>	<b>28</b>	<b>13,828.77</b>	<b>4</b>	<b>110,952.53</b>	<b>33</b>	<b>0.00</b>	<b>336,000.00</b>	<b>225,047.47</b>
<b>EXPENDITURES</b>										
5001 SALARIES AND WAGES	17,905.23	84,113.05	51	15,758.08	11	92,394.44	63	0.00	146,169.00	53,774.56
5003 FRINGE BENEFITS	3,671.93	17,922.97	27	5,220.81	11	25,747.69	55	0.00	46,971.00	21,223.31
5010 COMMODITIES	156.25	5,500.98	35	0.00	0	3,480.47	38	0.00	9,219.80	5,739.33
5020 SERVICES	1,320.71	5,620.05	11	190.21	2	4,679.92	48	0.00	9,841.81	5,161.89
<b>TOTAL EXPENDITURES</b>	<b>23,054.12</b>	<b>113,157.05</b>	<b>38</b>	<b>21,169.10</b>	<b>10</b>	<b>126,302.52</b>	<b>60</b>	<b>0.00</b>	<b>212,201.61</b>	<b>85,899.09</b>
<b>OTHER FINANCING SOURCES (USES)</b>										
<b>TOTAL OTHER FINANCING SOURCES (USES)</b>	<b>0.00</b>	<b>0.00</b>		<b>0.00</b>		<b>0.00</b>		<b>0.00</b>	<b>0.00</b>	<b>0.00</b>
<b>NET CHANGE IN FUND BALANCE</b>	<b>-15,796.37</b>	<b>-18,658.38</b>		<b>-7,340.33</b>		<b>-15,349.99</b>		<b>0.00</b>	<b>123,798.39</b>	<b>139,148.38</b>



FUND DEPT 2091-247 : ANIMAL CONTROL - ANIMAL WARDEN SERVICES

7/15/2024 8:22:30 AM

PERIOD ENDING 6/30/2024

	ACTUAL LAST YEAR			ACTUAL THIS YEAR				ENCUMBRANCE	BUDGET	UNENCUMBERED BALANCE
	CURRENT MONTH	YEAR TO DATE	%	CURRENT MONTH	%	YEAR TO DATE	%			
<b>REVENUES</b>										
4004 INTERGOVERNMENTAL REVENUE	19,521.90	117,130.85	62	11,795.63	6	111,393.21	58	0.00	192,995.00	81,601.79
4005 FINES AND FORFEITURES	125.00	4,175.00	38	300.00	3	1,600.00	16	0.00	10,000.00	8,400.00
<b>TOTAL REVENUES</b>	<b>19,646.90</b>	<b>121,305.85</b>	<b>61</b>	<b>12,095.63</b>	<b>6</b>	<b>112,993.21</b>	<b>56</b>	<b>0.00</b>	<b>202,995.00</b>	<b>90,001.79</b>
<b>EXPENDITURES</b>										
5001 SALARIES AND WAGES	6,371.93	30,625.47	22	10,947.50	8	60,930.71	47	0.00	130,380.73	69,450.02
5003 FRINGE BENEFITS	647.23	3,999.76	7	5,474.55	9	18,340.80	32	0.00	57,683.00	39,342.20
5010 COMMODITIES	2,490.84	7,688.03	29	1,817.52	9	10,038.75	51	542.37	19,868.05	9,286.93
5020 SERVICES	1,535.32	9,564.15	51	895.38	5	3,641.28	20	1,224.00	18,561.95	13,696.67
8000 CAPITAL OUTLAY	0.00	0.00	0	0.00	0	0.00	0	21,562.16	21,562.16	0.00
<b>TOTAL EXPENDITURES</b>	<b>11,045.32</b>	<b>51,877.41</b>	<b>20</b>	<b>19,134.95</b>	<b>8</b>	<b>92,951.54</b>	<b>37</b>	<b>23,328.53</b>	<b>248,055.89</b>	<b>131,775.82</b>
<b>NET CHANGE IN FUND BALANCE</b>	<b>8,601.58</b>	<b>69,428.44</b>		<b>-7,039.32</b>		<b>20,041.67</b>		<b>-23,328.53</b>	<b>-45,060.89</b>	<b>-41,774.03</b>



FUND DEPT 2091-248 : ANIMAL CONTROL - ANIMAL IMPOUND SERVICES

7/15/2024 8:22:30 AM

PERIOD ENDING 6/30/2024

	ACTUAL LAST YEAR			ACTUAL THIS YEAR				ENCUMBRANCE	BUDGET	UNENCUMBERED BALANCE
	CURRENT MONTH	YEAR TO DATE	%	CURRENT MONTH	%	YEAR TO DATE	%			
<b>REVENUES</b>										
4004 INTERGOVERNMENTAL REVENUE	7,321.79	43,930.29	18	7,689.66	3	60,133.53	24	0.00	248,345.00	188,211.47
4005 FINES AND FORFEITURES	127.00	10,498.00	70	5,080.00	34	7,670.00	51	0.00	15,000.00	7,330.00
4009 MISCELLANEOUS REVENUES	0.00	0.00	0	901.00	0	3,550.00	0	0.00	0.00	-3,550.00
<b>TOTAL REVENUES</b>	<b>7,448.79</b>	<b>54,428.29</b>	<b>21</b>	<b>13,670.66</b>	<b>5</b>	<b>71,353.53</b>	<b>27</b>	<b>0.00</b>	<b>263,345.00</b>	<b>191,991.47</b>
<b>EXPENDITURES</b>										
5001 SALARIES AND WAGES	15,590.20	72,315.24	46	12,341.69	6	66,964.96	33	0.00	204,122.27	137,157.31
5003 FRINGE BENEFITS	1,264.33	13,555.00	26	2,392.49	3	9,005.84	11	0.00	80,480.00	71,474.16
5010 COMMODITIES	3,384.16	16,222.97	53	4,788.88	13	30,244.74	83	0.00	36,624.43	6,379.69
5020 SERVICES	2,158.44	12,430.81	204	2,062.84	11	12,405.96	65	0.00	19,061.80	6,655.84
8000 CAPITAL OUTLAY	0.00	0.00	0	0.00	0	0.00	0	0.00	150,000.00	150,000.00
<b>TOTAL EXPENDITURES</b>	<b>22,397.13</b>	<b>114,524.02</b>	<b>46</b>	<b>21,585.90</b>	<b>4</b>	<b>118,621.50</b>	<b>24</b>	<b>0.00</b>	<b>490,288.50</b>	<b>371,667.00</b>
<b>NET CHANGE IN FUND BALANCE</b>	<b>-14,948.34</b>	<b>-60,095.73</b>		<b>-7,915.24</b>		<b>-47,267.97</b>		<b>0.00</b>	<b>-226,943.50</b>	<b>-179,675.53</b>




FUND DEPT 2092-074 : LAW LIBRARY - LAW LIBRARY

7/15/2024 8:22:30 AM

PERIOD ENDING 6/30/2024

	ACTUAL LAST YEAR			ACTUAL THIS YEAR				ENCUMBRANCE	BUDGET	UNENCUMBERED BALANCE
	CURRENT MONTH	YEAR TO DATE	%	CURRENT MONTH	%	YEAR TO DATE	%			
<b>REVENUES</b>										
4007 CHARGES FOR SERVICES	5,559.00	34,769.25	50	7,080.50	8	41,973.00	49	0.00	85,000.00	43,027.00
4008 INVESTMENT EARNINGS	315.75	1,891.25	189 1	648.99	22	3,573.38	119	0.00	3,000.00	-573.38
4009 MISCELLANEOUS REVENUES	560.00	560.00	0	0.00	0	0.00	0	0.00	0.00	0.00
<b>TOTAL REVENUES</b>	<b>6,434.75</b>	<b>37,220.50</b>	<b>53</b>	<b>7,729.49</b>	<b>9</b>	<b>45,546.38</b>	<b>52</b>	<b>0.00</b>	<b>88,000.00</b>	<b>42,453.62</b>
<b>EXPENDITURES</b>										
5003 FRINGE BENEFITS	0.00	0.00	0	351.29	2	351.29	2	0.00	17,025.00	16,673.71
5010 COMMODITIES	5,080.29	14,988.66	61	2,008.38	8	16,489.86	64	0.00	25,759.00	9,269.14
5020 SERVICES	445.25	9,181.59	24	3,291.75	9	11,175.38	31	0.00	35,826.00	24,650.62
<b>TOTAL EXPENDITURES</b>	<b>5,525.54</b>	<b>24,170.25</b>	<b>38</b>	<b>5,651.42</b>	<b>7</b>	<b>28,016.53</b>	<b>36</b>	<b>0.00</b>	<b>78,610.00</b>	<b>50,593.47</b>
<b>OTHER FINANCING SOURCES (USES)</b>										
<b>TOTAL OTHER FINANCING SOURCES (USES)</b>	<b>0.00</b>	<b>0.00</b>		<b>0.00</b>		<b>0.00</b>		<b>0.00</b>	<b>0.00</b>	<b>0.00</b>
<b>NET CHANGE IN FUND BALANCE</b>	<b>909.21</b>	<b>13,050.25</b>		<b>2,078.07</b>		<b>17,529.85</b>		<b>0.00</b>	<b>9,390.00</b>	<b>-8,139.85</b>



**FUND DEPT 2093-031 : FORECLOSURE MEDIATION FND - CIRCUIT COURT**

7/15/2024 8:22:30 AM

**PERIOD ENDING 6/30/2024**

	ACTUAL LAST YEAR			ACTUAL THIS YEAR				ENCUMBRANCE	BUDGET	UNENCUMBERED BALANCE
	CURRENT MONTH	YEAR TO DATE	%	CURRENT MONTH	%	YEAR TO DATE	%			
<b>REVENUES</b>										
4007 CHARGES FOR SERVICES	0.00	150.00	2	1,100.00	11	5,200.00	52	0.00	10,000.00	4,800.00
4008 INVESTMENT EARNINGS	25.61	157.91	395	157.24	63	860.75	344	0.00	250.00	-610.75
<b>TOTAL REVENUES</b>	<b>25.61</b>	<b>307.91</b>	<b>3</b>	<b>1,257.24</b>	<b>12</b>	<b>6,060.75</b>	<b>59</b>	<b>0.00</b>	<b>10,250.00</b>	<b>4,189.25</b>
<b>EXPENDITURES</b>										
5010 COMMODITIES	0.00	0.00	0	0.00	0	0.00	0	0.00	100.00	100.00
5020 SERVICES	7.49	44.94	1	7.53	0	45.18	1	0.00	5,250.00	5,204.82
<b>TOTAL EXPENDITURES</b>	<b>7.49</b>	<b>44.94</b>	<b>1</b>	<b>7.53</b>	<b>0</b>	<b>45.18</b>	<b>1</b>	<b>0.00</b>	<b>5,350.00</b>	<b>5,304.82</b>
<b>OTHER FINANCING SOURCES (USES)</b>										
<b>TOTAL OTHER FINANCING SOURCES (USES)</b>	<b>0.00</b>	<b>0.00</b>		<b>0.00</b>		<b>0.00</b>		<b>0.00</b>	<b>0.00</b>	<b>0.00</b>
<b>NET CHANGE IN FUND BALANCE</b>	<b>18.12</b>	<b>262.97</b>		<b>1,249.71</b>		<b>6,015.57</b>		<b>0.00</b>	<b>4,900.00</b>	<b>-1,115.57</b>




FUND DEPT 2101-054 : I/DD SPECIAL INITIATIVES - CILA PROJECT

7/15/2024 8:22:30 AM

PERIOD ENDING 6/30/2024

	ACTUAL LAST YEAR			ACTUAL THIS YEAR				ENCUMBRANCE	BUDGET	UNENCUMBERED BALANCE
	CURRENT MONTH	YEAR TO DATE	%	CURRENT MONTH	%	YEAR TO DATE	%			
<b>REVENUES</b>										
4008 INVESTMENT EARNINGS	1,640.36	10,054.94	100 5	1,873.94	31	12,273.28	205	0.00	6,000.00	-6,273.28
<b>TOTAL REVENUES</b>	<b>1,640.36</b>	<b>10,054.94</b>	<b>100 5</b>	<b>1,873.94</b>	<b>31</b>	<b>12,273.28</b>	<b>205</b>	<b>0.00</b>	<b>6,000.00</b>	<b>-6,273.28</b>
<b>EXPENDITURES</b>										
5010 COMMODITIES	0.00	0.00	0	0.00	0	0.00	0	0.00	5,063.00	5,063.00
5020 SERVICES	0.00	0.00	0	23,837.00	6	143,002.00	36	0.00	400,937.00	257,935.00
<b>TOTAL EXPENDITURES</b>	<b>0.00</b>	<b>0.00</b>	<b>0</b>	<b>23,837.00</b>	<b>6</b>	<b>143,002.00</b>	<b>35</b>	<b>0.00</b>	<b>406,000.00</b>	<b>262,998.00</b>
<b>OTHER FINANCING SOURCES (USES)</b>										
6001 OTHER FINANCING SOURCES	0.00	50,000.00	100	0.00	0	0.00	0	0.00	0.00	0.00
<b>TOTAL OTHER FINANCING SOURCES (USES)</b>	<b>0.00</b>	<b>50,000.00</b>		<b>0.00</b>		<b>0.00</b>		<b>0.00</b>	<b>0.00</b>	<b>0.00</b>
<b>NET CHANGE IN FUND BALANCE</b>	<b>1,640.36</b>	<b>60,054.94</b>		<b>-21,963.06</b>		<b>-130,728.72</b>		<b>0.00</b>	<b>-400,000.00</b>	<b>-269,271.28</b>



FUND DEPT 2103-060 : HWY FED AID MATCHING FUND - HIGHWAY

7/15/2024 8:22:30 AM

PERIOD ENDING 6/30/2024

	ACTUAL LAST YEAR			ACTUAL THIS YEAR				ENCUMBRANCE	BUDGET	UNENCUMBERED BALANCE
	CURRENT MONTH	YEAR TO DATE	%	CURRENT MONTH	%	YEAR TO DATE	%			
<b>REVENUES</b>										
4001 PROPERTY TAX	29,856.26	29,856.26	23	0.00	0	0.00	0	0.00	142,025.00	142,025.00
4008 INVESTMENT EARNINGS	1,512.56	8,289.88	110 5	2,189.98	15	14,391.66	96	0.00	15,000.00	608.34
<b>TOTAL REVENUES</b>	<b>31,368.82</b>	<b>38,146.14</b>	<b>30</b>	<b>2,189.98</b>	<b>1</b>	<b>14,391.66</b>	<b>9</b>	<b>0.00</b>	<b>157,025.00</b>	<b>142,633.34</b>
<b>EXPENDITURES</b>										
<b>TOTAL EXPENDITURES</b>	<b>0.00</b>	<b>0.00</b>	<b>0</b>	<b>0.00</b>	<b>0</b>	<b>0.00</b>	<b>0</b>	<b>0.00</b>	<b>0.00</b>	<b>0.00</b>
<b>OTHER FINANCING SOURCES (USES)</b>										
<b>TOTAL OTHER FINANCING SOURCES (USES)</b>	<b>0.00</b>	<b>0.00</b>		<b>0.00</b>		<b>0.00</b>		<b>0.00</b>	<b>0.00</b>	<b>0.00</b>
<b>NET CHANGE IN FUND BALANCE</b>	<b>31,368.82</b>	<b>38,146.14</b>		<b>2,189.98</b>		<b>14,391.66</b>		<b>0.00</b>	<b>157,025.00</b>	<b>142,633.34</b>



FUND DEPT 2104-104 : EARLY CHILDHOOD FUND - EARLY CHILDHOOD DEVELOPMENT

7/15/2024 8:22:30 AM

PERIOD ENDING 6/30/2024

	ACTUAL LAST YEAR			ACTUAL THIS YEAR				ENCUMBRANCE	BUDGET	UNENCUMBERED BALANCE
	CURRENT MONTH	YEAR TO DATE	%	CURRENT MONTH	%	YEAR TO DATE	%			
<b>REVENUES</b>										
4004 INTERGOVERNMENTAL REVENUE	620,647.39	5,843,472.91	45	1,257,721.09	10	6,367,138.04	50	0.00	12,858,880.00	6,491,741.96
4007 CHARGES FOR SERVICES	2,300.00	213,924.50	165	6,200.00	5	34,400.00	27	0.00	128,000.00	93,600.00
4008 INVESTMENT EARNINGS	13,830.14	91,618.47	183 2	13,063.54	17	79,452.33	106	0.00	75,000.00	-4,452.33
4009 MISCELLANEOUS REVENUES	4,649.81	5,337.71	10	381.97	0	1,523.42	1	0.00	210,000.00	208,476.58
<b>TOTAL REVENUES</b>	<b>641,427.34</b>	<b>6,154,353.59</b>	<b>46</b>	<b>1,277,366.60</b>	<b>10</b>	<b>6,482,513.79</b>	<b>49</b>	<b>0.00</b>	<b>13,271,880.00</b>	<b>6,789,366.21</b>
<b>EXPENDITURES</b>										
5001 SALARIES AND WAGES	517,474.16	3,149,802.09	49	497,219.54	7	3,649,853.89	54	0.00	6,699,696.99	3,049,843.10
5003 FRINGE BENEFITS	108,075.45	763,381.36	39	163,128.85	8	912,493.33	45	0.00	2,018,428.93	1,105,935.60
5010 COMMODITIES	125,602.72	331,546.59	42	61,914.89	6	437,022.41	46	17,478.00	958,010.01	503,509.60
5020 SERVICES	85,850.61	1,071,146.28	37	242,577.33	9	1,209,469.37	44	13,500.00	2,762,352.41	1,539,383.04
8000 CAPITAL OUTLAY	260,936.51	289,951.51	135	0.00	0	0.00	0	0.00	108,391.66	108,391.66
<b>TOTAL EXPENDITURES</b>	<b>1,097,939.45</b>	<b>5,605,827.83</b>	<b>45</b>	<b>964,840.61</b>	<b>8</b>	<b>6,208,839.00</b>	<b>49</b>	<b>30,978.00</b>	<b>12,546,880.00</b>	<b>6,307,063.00</b>
<b>OTHER FINANCING SOURCES (USES)</b>										
7001 OTHER FINANCING USES	0.00	0.00	0	0.00	0	0.00	0	0.00	-725,000.00	-725,000.00
<b>TOTAL OTHER FINANCING SOURCES (USES)</b>	<b>0.00</b>	<b>0.00</b>		<b>0.00</b>		<b>0.00</b>		<b>0.00</b>	<b>-725,000.00</b>	<b>-725,000.00</b>
<b>NET CHANGE IN FUND BALANCE</b>	<b>-456,512.11</b>	<b>548,525.76</b>		<b>312,525.99</b>		<b>273,674.79</b>		<b>-30,978.00</b>	<b>0.00</b>	<b>-242,696.79</b>





FUND DEPT 2106-010 : PUBL SAFETY SALES TAX FND - COUNTY BOARD

7/15/2024 8:22:30 AM

PERIOD ENDING 6/30/2024

	ACTUAL LAST YEAR			ACTUAL THIS YEAR				ENCUMBRANCE	BUDGET	UNENCUMBERED BALANCE
	CURRENT MONTH	YEAR TO DATE	%	CURRENT MONTH	%	YEAR TO DATE	%			
<b>REVENUES</b>										
4002 LOCAL SALES TAX	218,730.12	776,996.90	22	553,789.45	15	1,147,751.02	31	0.00	3,726,358.00	2,578,606.98
4008 INVESTMENT EARNINGS	10,998.26	68,679.06	137 4	27,696.66	69	153,256.89	383	0.00	40,000.00	-113,256.89
<b>TOTAL REVENUES</b>	<b>229,728.38</b>	<b>845,675.96</b>	<b>24</b>	<b>581,486.11</b>	<b>15</b>	<b>1,301,007.91</b>	<b>35</b>	<b>0.00</b>	<b>3,766,358.00</b>	<b>2,465,350.09</b>
<b>EXPENDITURES</b>										
5002 LAW ENFORCEMENT SALARIES	0.00	0.00	0	0.00	0	26,251.50	25	0.00	105,006.00	78,754.50
5003 FRINGE BENEFITS	0.00	0.00	0	0.00	0	3,750.00	25	0.00	15,000.00	11,250.00
5010 COMMODITIES	0.00	0.00	0	5,614.00	25	17,922.25	80	0.00	22,500.00	4,577.75
5020 SERVICES	38,531.78	383,224.07	38	35,226.15	3	460,709.37	37	0.00	1,230,000.00	769,290.63
<b>TOTAL EXPENDITURES</b>	<b>38,531.78</b>	<b>383,224.07</b>	<b>38</b>	<b>40,840.15</b>	<b>3</b>	<b>508,633.12</b>	<b>37</b>	<b>0.00</b>	<b>1,372,506.00</b>	<b>863,872.88</b>
<b>OTHER FINANCING SOURCES (USES)</b>										
7001 OTHER FINANCING USES	0.00	0.00	0	0.00	0	0.00	0	0.00	-2,025,358.00	-2,025,358.00
<b>TOTAL OTHER FINANCING SOURCES (USES)</b>	<b>0.00</b>	<b>0.00</b>		<b>0.00</b>		<b>0.00</b>		<b>0.00</b>	<b>-2,025,358.00</b>	<b>-2,025,358.00</b>
<b>NET CHANGE IN FUND BALANCE</b>	<b>191,196.60</b>	<b>462,451.89</b>		<b>540,645.96</b>		<b>792,374.79</b>		<b>0.00</b>	<b>368,494.00</b>	<b>-423,880.79</b>




FUND DEPT 2106-013 : PUBL SAFETY SALES TAX FND - DEBT SERVICE

7/15/2024 8:22:30 AM

PERIOD ENDING 6/30/2024

	ACTUAL LAST YEAR			ACTUAL THIS YEAR				ENCUMBRANCE	BUDGET	UNENCUMBERED BALANCE
	CURRENT MONTH	YEAR TO DATE	%	CURRENT MONTH	%	YEAR TO DATE	%			
<b>REVENUES</b>										
4002 LOCAL SALES TAX	262,466.00	787,398.00	25	506,342.00	17	1,012,684.00	33	0.00	3,056,642.00	2,043,958.00
<b>TOTAL REVENUES</b>	<b>262,466.00</b>	<b>787,398.00</b>	<b>25</b>	<b>506,342.00</b>	<b>17</b>	<b>1,012,684.00</b>	<b>33</b>	<b>0.00</b>	<b>3,056,642.00</b>	<b>2,043,958.00</b>
<b>EXPENDITURES</b>										
5050 INTEREST AND FISCAL CHARGES	668,720.03	668,720.03	21	608,320.95	20	608,320.95	20	0.00	3,056,642.00	2,448,321.05
<b>TOTAL EXPENDITURES</b>	<b>668,720.03</b>	<b>668,720.03</b>	<b>21</b>	<b>608,320.95</b>	<b>20</b>	<b>608,320.95</b>	<b>20</b>	<b>0.00</b>	<b>3,056,642.00</b>	<b>2,448,321.05</b>
<b>NET CHANGE IN FUND BALANCE</b>	<b>-406,254.03</b>	<b>118,677.97</b>		<b>-101,978.95</b>		<b>404,363.05</b>		<b>0.00</b>	<b>0.00</b>	<b>-404,363.05</b>



**FUND DEPT 2106-060 : PUBL SAFETY SALES TAX FND - HIGHWAY**

7/15/2024 8:22:30 AM


**PERIOD ENDING 6/30/2024**

	ACTUAL LAST YEAR			ACTUAL THIS YEAR				ENCUMBRANCE	BUDGET	UNENCUMBERED BALANCE
	CURRENT MONTH	YEAR TO DATE	%	CURRENT MONTH	%	YEAR TO DATE	%			
<b>REVENUES</b>										
<b>TOTAL REVENUES</b>	0.00	0.00	0	0.00	0	0.00	0	0.00	0.00	0.00
<b>NET CHANGE IN FUND BALANCE</b>	0.00	0.00		0.00		0.00		0.00	0.00	0.00



PERIOD ENDING 6/30/2024

	ACTUAL LAST YEAR			ACTUAL THIS YEAR				ENCUMBRANCE	BUDGET	UNENCUMBERED BALANCE
	CURRENT MONTH	YEAR TO DATE	%	CURRENT MONTH	%	YEAR TO DATE	%			
<b>EXPENDITURES</b>										
5020 SERVICES	0.00	15,416.34	14	114,766.34	74	130,182.68	84	0.00	155,000.00	24,817.32
<b>TOTAL EXPENDITURES</b>	<b>0.00</b>	<b>15,416.34</b>	<b>14</b>	<b>114,766.34</b>	<b>74</b>	<b>130,182.68</b>	<b>84</b>	<b>0.00</b>	<b>155,000.00</b>	<b>24,817.32</b>
<b>NET CHANGE IN FUND BALANCE</b>	<b>0.00</b>	<b>-15,416.34</b>		<b>-114,766.34</b>		<b>-130,182.68</b>		<b>0.00</b>	<b>-155,000.00</b>	<b>-24,817.32</b>



**FUND DEPT 2106-237 : PUBL SAFETY SALES TAX FND - DELINQ PREVENTION GRANTS**

7/15/2024 8:22:30 AM

**PERIOD ENDING 6/30/2024**

	ACTUAL LAST YEAR			ACTUAL THIS YEAR				ENCUMBRANCE	BUDGET	UNENCUMBERED BALANCE
	CURRENT MONTH	YEAR TO DATE	%	CURRENT MONTH	%	YEAR TO DATE	%			
<b>EXPENDITURES</b>										
5020 SERVICES	26,666.66	159,999.96	50	55,416.66	17	193,958.31	58	0.00	332,500.00	138,541.69
<b>TOTAL EXPENDITURES</b>	<b>26,666.66</b>	<b>159,999.96</b>	<b>50</b>	<b>55,416.66</b>	<b>17</b>	<b>193,958.31</b>	<b>58</b>	<b>0.00</b>	<b>332,500.00</b>	<b>138,541.69</b>
<b>NET CHANGE IN FUND BALANCE</b>	<b>-26,666.66</b>	<b>-159,999.96</b>		<b>-55,416.66</b>		<b>-193,958.31</b>		<b>0.00</b>	<b>-332,500.00</b>	<b>-138,541.69</b>



**FUND DEPT 2107-010 : GEOGRAPHIC INF SYS FUND (GIS) - COUNTY BOARD**

7/15/2024 8:22:30 AM

**PERIOD ENDING 6/30/2024**

	ACTUAL LAST YEAR			ACTUAL THIS YEAR				ENCUMBRANCE	BUDGET	UNENCUMBERED BALANCE
	CURRENT MONTH	YEAR TO DATE	%	CURRENT MONTH	%	YEAR TO DATE	%			
<b>REVENUES</b>										
4007 CHARGES FOR SERVICES	39,300.00	99,039.00	30	19,887.00	8	96,447.00	37	0.00	263,000.00	166,553.00
4008 INVESTMENT EARNINGS	863.03	5,645.76	565	1,375.30	28	8,413.34	168	0.00	5,000.00	-3,413.34
<b>TOTAL REVENUES</b>	<b>40,163.03</b>	<b>104,684.76</b>	<b>32</b>	<b>21,262.30</b>	<b>8</b>	<b>104,860.34</b>	<b>39</b>	<b>0.00</b>	<b>268,000.00</b>	<b>163,139.66</b>
<b>EXPENDITURES</b>										
5020 SERVICES	0.00	97,928.00	29	96,537.50	28	100,277.50	29	0.00	343,025.00	242,747.50
<b>TOTAL EXPENDITURES</b>	<b>0.00</b>	<b>97,928.00</b>	<b>29</b>	<b>96,537.50</b>	<b>28</b>	<b>100,277.50</b>	<b>29</b>	<b>0.00</b>	<b>343,025.00</b>	<b>242,747.50</b>
<b>NET CHANGE IN FUND BALANCE</b>	<b>40,163.03</b>	<b>6,756.76</b>		<b>-75,275.20</b>		<b>4,582.84</b>		<b>0.00</b>	<b>-75,025.00</b>	<b>-79,607.84</b>




FUND DEPT 2108-050 : DEVLPMNTL DISABILITY FUND - DEVL MNTL DISABILITY BOARD

7/15/2024 8:22:30 AM

PERIOD ENDING 6/30/2024

	ACTUAL LAST YEAR			ACTUAL THIS YEAR				ENCUMBRANCE	BUDGET	UNENCUMBERED BALANCE
	CURRENT MONTH	YEAR TO DATE	%	CURRENT MONTH	%	YEAR TO DATE	%			
<b>REVENUES</b>										
4001 PROPERTY TAX	1,091,277.63	1,091,277.63	22	0.00	0	0.00	0	0.00	5,188,983.00	5,188,983.00
4008 INVESTMENT EARNINGS	2,957.29	24,603.24	1230	5,189.85	12	49,194.21	110	0.00	44,834.00	-4,360.21
4009 MISCELLANEOUS REVENUES	0.00	0.00	0	0.00	0	0.00	0	0.00	5,000.00	5,000.00
<b>TOTAL REVENUES</b>	<b>1,094,234.92</b>	<b>1,115,880.87</b>	<b>23</b>	<b>5,189.85</b>	<b>0</b>	<b>49,194.21</b>	<b>1</b>	<b>0.00</b>	<b>5,238,817.00</b>	<b>5,189,622.79</b>
<b>EXPENDITURES</b>										
5020 SERVICES	287,487.00	2,134,464.00	44	317,232.00	6	2,204,185.00	42	0.00	5,245,817.00	3,041,632.00
<b>TOTAL EXPENDITURES</b>	<b>287,487.00</b>	<b>2,134,464.00</b>	<b>44</b>	<b>317,232.00</b>	<b>6</b>	<b>2,204,185.00</b>	<b>42</b>	<b>0.00</b>	<b>5,245,817.00</b>	<b>3,041,632.00</b>
<b>OTHER FINANCING SOURCES (USES)</b>										
6001 OTHER FINANCING SOURCES	0.00	0.00	0	0.00	0	0.00	0	0.00	7,000.00	7,000.00
7001 OTHER FINANCING USES	0.00	-50,000.00	100	0.00	0	0.00	0	0.00	0.00	0.00
<b>TOTAL OTHER FINANCING SOURCES (USES)</b>	<b>0.00</b>	<b>-50,000.00</b>		<b>0.00</b>		<b>0.00</b>		<b>0.00</b>	<b>7,000.00</b>	<b>7,000.00</b>
<b>NET CHANGE IN FUND BALANCE</b>	<b>806,747.92</b>	<b>-1,068,583.13</b>		<b>-312,042.15</b>		<b>-2,154,990.79</b>		<b>0.00</b>	<b>0.00</b>	<b>2,154,990.79</b>




FUND DEPT 2109-932 : INDOOR CLIMATE RESOURCES AGENCY - INDOOR CLIMATE RESOURCES AGENCY

7/15/2024 8:22:30 AM

PERIOD ENDING 6/30/2024

	ACTUAL LAST YEAR			ACTUAL THIS YEAR				ENCUMBRANCE	BUDGET	UNENCUMBERED BALANCE
	CURRENT MONTH	YEAR TO DATE	%	CURRENT MONTH	%	YEAR TO DATE	%			
<b>REVENUES</b>										
4004 INTERGOVERNMENTAL REVENUE	0.00	0.00	0	5,477.76	0	1,295,405.97	7	0.00	18,880,000.00	17,584,594.03
4007 CHARGES FOR SERVICES	0.00	0.00	0	23.19	0	1,552.74	0	0.00	0.00	-1,552.74
<b>TOTAL REVENUES</b>	<b>0.00</b>	<b>0.00</b>	<b>0</b>	<b>5,500.95</b>	<b>0</b>	<b>1,296,958.71</b>	<b>7</b>	<b>0.00</b>	<b>18,880,000.00</b>	<b>17,583,041.29</b>
<b>EXPENDITURES</b>										
5001 SALARIES AND WAGES	9,321.88	9,321.88	0	108,950.20	4	663,749.54	26	0.00	2,541,100.00	1,877,350.46
5003 FRINGE BENEFITS	435.09	435.09	0	27,542.59	4	137,062.37	19	0.00	718,700.00	581,637.63
5010 COMMODITIES	2,498.00	2,498.00	2	15,082.18	7	72,160.19	36	21,186.20	202,700.00	109,353.61
5020 SERVICES	100.00	1,850.00	0	112,735.84	4	1,065,236.57	41	0.00	2,603,100.00	1,537,863.43
8000 CAPITAL OUTLAY	0.00	0.00	0	0.00	0	0.00	0	0.00	12,814,400.00	12,814,400.00
<b>TOTAL EXPENDITURES</b>	<b>12,354.97</b>	<b>14,104.97</b>	<b>0</b>	<b>264,310.81</b>	<b>1</b>	<b>1,938,208.67</b>	<b>10</b>	<b>21,186.20</b>	<b>18,880,000.00</b>	<b>16,920,605.13</b>
<b>OTHER FINANCING SOURCES (USES)</b>										
<b>TOTAL OTHER FINANCING SOURCES (USES)</b>	<b>0.00</b>	<b>0.00</b>		<b>0.00</b>		<b>0.00</b>		<b>0.00</b>	<b>0.00</b>	<b>0.00</b>
<b>NET CHANGE IN FUND BALANCE</b>	<b>-12,354.97</b>	<b>-14,104.97</b>		<b>-258,809.86</b>		<b>-641,249.96</b>		<b>-21,186.20</b>	<b>0.00</b>	<b>662,436.16</b>





FUND DEPT 2110-110 : WORKFORCE DEVELOPMENT FND - WORKFORCE DEVELOPMENT

7/15/2024 8:22:30 AM

PERIOD ENDING 6/30/2024

	ACTUAL LAST YEAR			ACTUAL THIS YEAR				ENCUMBRANCE	BUDGET	UNENCUMBERED BALANCE
	CURRENT MONTH	YEAR TO DATE	%	CURRENT MONTH	%	YEAR TO DATE	%			
<b>REVENUES</b>										
4004 INTERGOVERNMENTAL REVENUE	0.00	923,386.61	34	221,635.55	6	1,256,954.24	34	0.00	3,678,000.00	2,421,045.76
4007 CHARGES FOR SERVICES	3,144.95	68,441.44	49	2,186.82	1	77,614.48	24	0.00	326,000.00	248,385.52
<b>TOTAL REVENUES</b>	<b>3,144.95</b>	<b>991,828.05</b>	<b>35</b>	<b>223,822.37</b>	<b>6</b>	<b>1,334,568.72</b>	<b>33</b>	<b>0.00</b>	<b>4,004,000.00</b>	<b>2,669,431.28</b>
<b>EXPENDITURES</b>										
5001 SALARIES AND WAGES	81,020.14	321,253.71	56	58,903.91	6	354,523.53	34	0.00	1,057,500.00	702,976.47
5003 FRINGE BENEFITS	12,082.87	79,018.09	27	18,326.21	5	95,175.90	28	0.00	341,500.00	246,324.10
5010 COMMODITIES	3,913.18	14,306.43	11	2,325.02	2	17,151.80	11	0.00	151,450.00	134,298.20
5020 SERVICES	124,494.74	847,386.85	47	95,255.98	4	906,578.20	34	0.00	2,696,550.00	1,789,971.80
<b>TOTAL EXPENDITURES</b>	<b>221,510.93</b>	<b>1,261,965.08</b>	<b>44</b>	<b>174,811.12</b>	<b>4</b>	<b>1,373,429.43</b>	<b>32</b>	<b>0.00</b>	<b>4,247,000.00</b>	<b>2,873,570.57</b>
<b>OTHER FINANCING SOURCES (USES)</b>										
<b>TOTAL OTHER FINANCING SOURCES (USES)</b>	<b>0.00</b>	<b>0.00</b>		<b>0.00</b>		<b>0.00</b>		<b>0.00</b>	<b>0.00</b>	<b>0.00</b>
<b>NET CHANGE IN FUND BALANCE</b>	<b>-218,365.98</b>	<b>-270,137.03</b>		<b>49,011.25</b>		<b>-38,860.71</b>		<b>0.00</b>	<b>-243,000.00</b>	<b>-204,139.29</b>




**FUND DEPT 2120-060 : HWY IDOT REBUILD GRANT - HIGHWAY**

7/15/2024 8:22:30 AM

**PERIOD ENDING 6/30/2024**

	ACTUAL LAST YEAR			ACTUAL THIS YEAR				ENCUMBRANCE	BUDGET	UNENCUMBERED BALANCE
	CURRENT MONTH	YEAR TO DATE	%	CURRENT MONTH	%	YEAR TO DATE	%			
<b>REVENUES</b>										
<b>TOTAL REVENUES</b>	<b>0.00</b>	<b>0.00</b>	<b>0</b>	<b>0.00</b>	<b>0</b>	<b>0.00</b>	<b>0</b>	<b>0.00</b>	<b>0.00</b>	<b>0.00</b>
<b>EXPENDITURES</b>										
8000 CAPITAL OUTLAY	0.00	369,474.35	19	0.00	0	0.00	0	0.00	0.00	0.00
<b>TOTAL EXPENDITURES</b>	<b>0.00</b>	<b>369,474.35</b>	<b>19</b>	<b>0.00</b>	<b>0</b>	<b>0.00</b>	<b>0</b>	<b>0.00</b>	<b>0.00</b>	<b>0.00</b>
<b>NET CHANGE IN FUND BALANCE</b>	<b>0.00</b>	<b>-369,474.35</b>		<b>0.00</b>		<b>0.00</b>		<b>0.00</b>	<b>0.00</b>	<b>0.00</b>




**FUND DEPT 2121-060 : TWP IDOT REBUILD GRANT - HIGHWAY**

7/15/2024 8:22:30 AM

**PERIOD ENDING 6/30/2024**

	ACTUAL LAST YEAR			ACTUAL THIS YEAR				ENCUMBRANCE	BUDGET	UNENCUMBERED BALANCE
	CURRENT MONTH	YEAR TO DATE	%	CURRENT MONTH	%	YEAR TO DATE	%			
<b>REVENUES</b>										
<b>TOTAL REVENUES</b>	<b>0.00</b>	<b>0.00</b>	<b>0</b>	<b>0.00</b>	<b>0</b>	<b>0.00</b>	<b>0</b>	<b>0.00</b>	<b>0.00</b>	<b>0.00</b>
<b>EXPENDITURES</b>										
5020 SERVICES	650,003.75	1,167,432.40	23	0.00	0	0.00	0	0.00	0.00	0.00
<b>TOTAL EXPENDITURES</b>	<b>650,003.75</b>	<b>1,167,432.40</b>	<b>23</b>	<b>0.00</b>	<b>0</b>	<b>0.00</b>	<b>0</b>	<b>0.00</b>	<b>0.00</b>	<b>0.00</b>
<b>NET CHANGE IN FUND BALANCE</b>	<b>-650,003.75</b>	<b>-1,167,432.40</b>		<b>0.00</b>		<b>0.00</b>		<b>0.00</b>	<b>0.00</b>	<b>0.00</b>




**FUND DEPT 2188-044 : SOCIAL SECURITY FUND - NURSING HOME**

7/15/2024 8:22:30 AM

**PERIOD ENDING 6/30/2024**

	ACTUAL LAST YEAR			ACTUAL THIS YEAR				ENCUMBRANCE	BUDGET	UNENCUMBERED BALANCE
	CURRENT MONTH	YEAR TO DATE	%	CURRENT MONTH	%	YEAR TO DATE	%			
<b>EXPENDITURES</b>										
<b>TOTAL EXPENDITURES</b>	0.00	0.00	0	0.00	0	0.00	0	0.00	0.00	0.00
<b>OTHER FINANCING SOURCES (USES)</b>										
<b>TOTAL OTHER FINANCING SOURCES (USES)</b>	0.00	0.00		0.00		0.00		0.00	0.00	0.00
<b>NET CHANGE IN FUND BALANCE</b>	0.00	0.00		0.00		0.00		0.00	0.00	0.00




FUND DEPT 2188-075 : SOCIAL SECURITY FUND - GENERAL COUNTY

7/15/2024 8:22:30 AM

PERIOD ENDING 6/30/2024

	ACTUAL LAST YEAR			ACTUAL THIS YEAR				ENCUMBRANCE	BUDGET	UNENCUMBERED BALANCE
	CURRENT MONTH	YEAR TO DATE	%	CURRENT MONTH	%	YEAR TO DATE	%			
<b>REVENUES</b>										
4001 PROPERTY TAX	452,213.30	452,213.30	22	0.00	0	0.00	0	0.00	2,253,250.00	2,253,250.00
4008 INVESTMENT EARNINGS	1,106.44	11,741.81	130 5	1,740.99	19	13,077.49	145	0.00	9,000.00	-4,077.49
4009 MISCELLANEOUS REVENUES	0.00	0.01	0	0.00	0	0.00	0	0.00	0.00	0.00
<b>TOTAL REVENUES</b>	<b>453,319.74</b>	<b>463,955.12</b>	<b>23</b>	<b>1,740.99</b>	<b>0</b>	<b>13,077.49</b>	<b>1</b>	<b>0.00</b>	<b>2,262,250.00</b>	<b>2,249,172.51</b>
<b>EXPENDITURES</b>										
5003 FRINGE BENEFITS	155,643.09	803,920.80	40	156,971.58	7	970,828.30	43	0.00	2,262,250.00	1,291,421.70
<b>TOTAL EXPENDITURES</b>	<b>155,643.09</b>	<b>803,920.80</b>	<b>40</b>	<b>156,971.58</b>	<b>7</b>	<b>970,828.30</b>	<b>43</b>	<b>0.00</b>	<b>2,262,250.00</b>	<b>1,291,421.70</b>
<b>OTHER FINANCING SOURCES (USES)</b>										
6001 OTHER FINANCING SOURCES	0.00	9,535.16	0	0.00	0	0.00	0	0.00	0.00	0.00
<b>TOTAL OTHER FINANCING SOURCES (USES)</b>	<b>0.00</b>	<b>9,535.16</b>		<b>0.00</b>		<b>0.00</b>		<b>0.00</b>	<b>0.00</b>	<b>0.00</b>
<b>NET CHANGE IN FUND BALANCE</b>	<b>297,676.65</b>	<b>-330,430.52</b>		<b>-155,230.59</b>		<b>-957,750.81</b>		<b>0.00</b>	<b>0.00</b>	<b>957,750.81</b>




FUND DEPT 2474-474 : RPC USDA REVOLVING LOANS - RPC USDA REVOLVING LOANS

7/15/2024 8:22:30 AM

PERIOD ENDING 6/30/2024

	ACTUAL LAST YEAR			ACTUAL THIS YEAR				ENCUMBRANCE	BUDGET	UNENCUMBERED BALANCE
	CURRENT MONTH	YEAR TO DATE	%	CURRENT MONTH	%	YEAR TO DATE	%			
<b>REVENUES</b>										
4008 INVESTMENT EARNINGS	1,027.39	5,853.02	39	1,119.79	7	5,433.07	36	0.00	15,040.00	9,606.93
<b>TOTAL REVENUES</b>	<b>1,027.39</b>	<b>5,853.02</b>	<b>39</b>	<b>1,119.79</b>	<b>7</b>	<b>5,433.07</b>	<b>36</b>	<b>0.00</b>	<b>15,040.00</b>	<b>9,606.93</b>
<b>EXPENDITURES</b>										
5020 SERVICES	0.00	0.00	0	0.00	0	0.00	0	0.00	35,000.00	35,000.00
<b>TOTAL EXPENDITURES</b>	<b>0.00</b>	<b>0.00</b>	<b>0</b>	<b>0.00</b>	<b>0</b>	<b>0.00</b>	<b>0</b>	<b>0.00</b>	<b>35,000.00</b>	<b>35,000.00</b>
<b>OTHER FINANCING SOURCES (USES)</b>										
7001 OTHER FINANCING USES	0.00	-1,000.13	14	0.00	0	-1,048.17	13	0.00	-8,000.00	-6,951.83
<b>TOTAL OTHER FINANCING SOURCES (USES)</b>	<b>0.00</b>	<b>-1,000.13</b>		<b>0.00</b>		<b>-1,048.17</b>		<b>0.00</b>	<b>-8,000.00</b>	<b>-6,951.83</b>
<b>NET CHANGE IN FUND BALANCE</b>	<b>1,027.39</b>	<b>4,852.89</b>		<b>1,119.79</b>		<b>4,384.90</b>		<b>0.00</b>	<b>-27,960.00</b>	<b>-32,344.90</b>




FUND DEPT 2475-475 : RPC ECON DEVELOPMNT LOANS - RPC ECON DEVELOPMNT LOANS

7/15/2024 8:22:30 AM

PERIOD ENDING 6/30/2024

	ACTUAL LAST YEAR			ACTUAL THIS YEAR				ENCUMBRANCE	BUDGET	UNENCUMBERED BALANCE
	CURRENT MONTH	YEAR TO DATE	%	CURRENT MONTH	%	YEAR TO DATE	%			
<b>REVENUES</b>										
4008 INVESTMENT EARNINGS	22,410.08	113,392.54	137	15,995.07	21	84,987.47	112	0.00	76,000.00	-8,987.47
<b>TOTAL REVENUES</b>	<b>22,410.08</b>	<b>113,392.54</b>	<b>137</b>	<b>15,995.07</b>	<b>21</b>	<b>84,987.47</b>	<b>112</b>	<b>0.00</b>	<b>76,000.00</b>	<b>-8,987.47</b>
<b>EXPENDITURES</b>										
5020 SERVICES	0.00	1,727,748.63	92	0.00	0	0.00	0	0.00	80,000.00	80,000.00
<b>TOTAL EXPENDITURES</b>	<b>0.00</b>	<b>1,727,748.63</b>	<b>92</b>	<b>0.00</b>	<b>0</b>	<b>0.00</b>	<b>0</b>	<b>0.00</b>	<b>80,000.00</b>	<b>80,000.00</b>
<b>OTHER FINANCING SOURCES (USES)</b>										
6001 OTHER FINANCING SOURCES	0.00	0.00	0	0.00	0	0.00	0	0.00	100,000.00	100,000.00
7001 OTHER FINANCING USES	0.00	-6,744.33	9	0.00	0	-691.53	0	0.00	-140,000.00	-139,308.47
<b>TOTAL OTHER FINANCING SOURCES (USES)</b>	<b>0.00</b>	<b>-6,744.33</b>		<b>0.00</b>		<b>-691.53</b>		<b>0.00</b>	<b>-40,000.00</b>	<b>-39,308.47</b>
<b>NET CHANGE IN FUND BALANCE</b>	<b>22,410.08</b>	<b>-1,621,100.42</b>		<b>15,995.07</b>		<b>84,295.94</b>		<b>0.00</b>	<b>-44,000.00</b>	<b>-128,295.94</b>



FUND DEPT 2500-075 : COUNTY GRANT FUND - GENERAL COUNTY

7/15/2024 8:22:30 AM

PERIOD ENDING 6/30/2024

	ACTUAL LAST YEAR			ACTUAL THIS YEAR				ENCUMBRANCE	BUDGET	UNENCUMBERED BALANCE
	CURRENT MONTH	YEAR TO DATE	%	CURRENT MONTH	%	YEAR TO DATE	%			
<b>REVENUES</b>										
4004 INTERGOVERNMENTAL REVENUE	0.00	0.00	0	0.00	0	0.00	0	0.00	150,388.69	150,388.69
<b>TOTAL REVENUES</b>	<b>0.00</b>	<b>0.00</b>	<b>0</b>	<b>0.00</b>	<b>0</b>	<b>0.00</b>	<b>0</b>	<b>0.00</b>	<b>150,388.69</b>	<b>150,388.69</b>
<b>EXPENDITURES</b>										
5001 SALARIES AND WAGES	0.00	0.00	0	0.00	0	0.00	0	0.00	72,617.00	72,617.00
5010 COMMODITIES	0.00	0.00	0	0.00	0	0.00	0	0.00	36,360.00	36,360.00
5020 SERVICES	0.00	0.00	0	0.00	0	0.00	0	0.00	41,411.69	41,411.69
<b>TOTAL EXPENDITURES</b>	<b>0.00</b>	<b>0.00</b>	<b>0</b>	<b>0.00</b>	<b>0</b>	<b>0.00</b>	<b>0</b>	<b>0.00</b>	<b>150,388.69</b>	<b>150,388.69</b>
<b>NET CHANGE IN FUND BALANCE</b>	<b>0.00</b>	<b>0.00</b>		<b>0.00</b>		<b>0.00</b>		<b>0.00</b>	<b>0.00</b>	<b>0.00</b>





FUND DEPT 2609-026 : TAX INDEMNITY FUND - COUNTY TREASURER

7/15/2024 8:22:30 AM

PERIOD ENDING 6/30/2024

	ACTUAL LAST YEAR			ACTUAL THIS YEAR				ENCUMBRANCE	BUDGET	UNENCUMBERED BALANCE
	CURRENT MONTH	YEAR TO DATE	%	CURRENT MONTH	%	YEAR TO DATE	%			
<b>REVENUES</b>										
4007 CHARGES FOR SERVICES	0.00	0.00	0	980.00	0	3,970.00	0	0.00	0.00	-3,970.00
4008 INVESTMENT EARNINGS	854.77	3,797.20	0	1,641.57	36	9,615.31	214	0.00	4,500.00	-5,115.31
<b>TOTAL REVENUES</b>	<b>854.77</b>	<b>3,797.20</b>	<b>0</b>	<b>2,621.57</b>	<b>58</b>	<b>13,585.31</b>	<b>302</b>	<b>0.00</b>	<b>4,500.00</b>	<b>-9,085.31</b>
<b>EXPENDITURES</b>										
5020 SERVICES	0.00	99,000.00	100	0.00	0	0.00	0	0.00	207,000.00	207,000.00
<b>TOTAL EXPENDITURES</b>	<b>0.00</b>	<b>99,000.00</b>	<b>100</b>	<b>0.00</b>	<b>0</b>	<b>0.00</b>	<b>0</b>	<b>0.00</b>	<b>207,000.00</b>	<b>207,000.00</b>
<b>OTHER FINANCING SOURCES (USES)</b>										
<b>TOTAL OTHER FINANCING SOURCES (USES)</b>	<b>0.00</b>	<b>0.00</b>		<b>0.00</b>		<b>0.00</b>		<b>0.00</b>	<b>0.00</b>	<b>0.00</b>
<b>NET CHANGE IN FUND BALANCE</b>	<b>854.77</b>	<b>-95,202.80</b>		<b>2,621.57</b>		<b>13,585.31</b>		<b>0.00</b>	<b>-202,500.00</b>	<b>-216,085.31</b>



FUND DEPT 2610-026 : WORKING CASH FUND - COUNTY TREASURER

7/15/2024 8:22:30 AM

PERIOD ENDING 6/30/2024

	ACTUAL LAST YEAR			ACTUAL THIS YEAR				ENCUMBRANCE	BUDGET	UNENCUMBERED BALANCE
	CURRENT MONTH	YEAR TO DATE	%	CURRENT MONTH	%	YEAR TO DATE	%			
<b>REVENUES</b>										
4008 INVESTMENT EARNINGS	760.64	4,756.03	68	1,276.73	16	7,581.08	95	0.00	8,000.00	418.92
<b>TOTAL REVENUES</b>	<b>760.64</b>	<b>4,756.03</b>	<b>68</b>	<b>1,276.73</b>	<b>16</b>	<b>7,581.08</b>	<b>95</b>	<b>0.00</b>	<b>8,000.00</b>	<b>418.92</b>
<b>OTHER FINANCING SOURCES (USES)</b>										
7001 OTHER FINANCING USES	0.00	0.00	0	0.00	0	0.00	0	0.00	-8,000.00	-8,000.00
<b>TOTAL OTHER FINANCING SOURCES (USES)</b>	<b>0.00</b>	<b>0.00</b>		<b>0.00</b>		<b>0.00</b>		<b>0.00</b>	<b>-8,000.00</b>	<b>-8,000.00</b>
<b>NET CHANGE IN FUND BALANCE</b>	<b>760.64</b>	<b>4,756.03</b>		<b>1,276.73</b>		<b>7,581.08</b>		<b>0.00</b>	<b>0.00</b>	<b>-7,581.08</b>



**FUND DEPT 2611-022 : COUNTY CLK SURCHARGE FUND - COUNTY CLERK**

7/15/2024 8:22:30 AM

**PERIOD ENDING 6/30/2024**

	ACTUAL LAST YEAR			ACTUAL THIS YEAR				ENCUMBRANCE	BUDGET	UNENCUMBERED BALANCE
	CURRENT MONTH	YEAR TO DATE	%	CURRENT MONTH	%	YEAR TO DATE	%			
<b>REVENUES</b>										
4007 CHARGES FOR SERVICES	-4,484.00	0.00	0	0.00	0	0.00	0	0.00	0.00	0.00
<b>TOTAL REVENUES</b>	<b>-4,484.00</b>	<b>0.00</b>	<b>0</b>	<b>0.00</b>	<b>0</b>	<b>0.00</b>	<b>0</b>	<b>0.00</b>	<b>0.00</b>	<b>0.00</b>
<b>EXPENDITURES</b>										
<b>TOTAL EXPENDITURES</b>	<b>0.00</b>	<b>0.00</b>	<b>0</b>	<b>0.00</b>	<b>0</b>	<b>0.00</b>	<b>0</b>	<b>0.00</b>	<b>0.00</b>	<b>0.00</b>
<b>NET CHANGE IN FUND BALANCE</b>	<b>-4,484.00</b>	<b>0.00</b>		<b>0.00</b>		<b>0.00</b>		<b>0.00</b>	<b>0.00</b>	<b>0.00</b>



**FUND DEPT 2612-040 : SHERIFF DRUG FORFEITURES - SHERIFF**

7/15/2024 8:22:30 AM

**PERIOD ENDING 6/30/2024**

	ACTUAL LAST YEAR			ACTUAL THIS YEAR				ENCUMBRANCE	BUDGET	UNENCUMBERED BALANCE
	CURRENT MONTH	YEAR TO DATE	%	CURRENT MONTH	%	YEAR TO DATE	%			
<b>REVENUES</b>										
4005 FINES AND FORFEITURES	1,949.36	1,986.86	20	6,195.82	62	14,051.25	141	0.00	10,000.00	-4,051.25
4008 INVESTMENT EARNINGS	221.38	1,400.03	140	438.84	22	2,530.31	127	0.00	2,000.00	-530.31
			0							
4009 MISCELLANEOUS REVENUES	-2,999.00	0.00	0	0.00	0	0.00	0	0.00	0.00	0.00
<b>TOTAL REVENUES</b>	<b>-828.26</b>	<b>3,386.89</b>	<b>34</b>	<b>6,634.66</b>	<b>55</b>	<b>16,581.56</b>	<b>138</b>	<b>0.00</b>	<b>12,000.00</b>	<b>-4,581.56</b>
<b>EXPENDITURES</b>										
5010 COMMODITIES	564.73	3,244.15	50	0.00	0	2,404.23	28	0.00	8,500.00	6,095.77
5020 SERVICES	333.75	1,884.55	13	176.33	3	2,143.55	37	0.00	5,800.00	3,656.45
<b>TOTAL EXPENDITURES</b>	<b>898.48</b>	<b>5,128.70</b>	<b>24</b>	<b>176.33</b>	<b>1</b>	<b>4,547.78</b>	<b>32</b>	<b>0.00</b>	<b>14,300.00</b>	<b>9,752.22</b>
<b>OTHER FINANCING SOURCES (USES)</b>										
<b>TOTAL OTHER FINANCING SOURCES (USES)</b>	<b>0.00</b>	<b>0.00</b>		<b>0.00</b>		<b>0.00</b>		<b>0.00</b>	<b>0.00</b>	<b>0.00</b>
<b>NET CHANGE IN FUND BALANCE</b>	<b>-1,726.74</b>	<b>-1,741.81</b>		<b>6,458.33</b>		<b>12,033.78</b>		<b>0.00</b>	<b>-2,300.00</b>	<b>-14,333.78</b>



FUND DEPT 2613-030 : COURT'S AUTOMATION FUND - CIRCUIT CLERK

7/15/2024 8:22:30 AM

PERIOD ENDING 6/30/2024

	ACTUAL LAST YEAR			ACTUAL THIS YEAR				ENCUMBRANCE	BUDGET	UNENCUMBERED BALANCE
	CURRENT MONTH	YEAR TO DATE	%	CURRENT MONTH	%	YEAR TO DATE	%			
<b>REVENUES</b>										
4004 INTERGOVERNMENTAL REVENUE	0.00	52,323.42	100	0.00	0	0.00	0	0.00	0.00	0.00
4007 CHARGES FOR SERVICES	24,827.05	114,693.54	57	22,227.78	10	112,657.49	52	0.00	215,000.00	102,342.51
4008 INVESTMENT EARNINGS	158.32	840.63	0	589.90	74	3,257.96	407	0.00	800.00	-2,457.96
<b>TOTAL REVENUES</b>	<b>24,985.37</b>	<b>167,857.59</b>	<b>67</b>	<b>22,817.68</b>	<b>11</b>	<b>115,915.45</b>	<b>54</b>	<b>0.00</b>	<b>215,800.00</b>	<b>99,884.55</b>
<b>EXPENDITURES</b>										
5010 COMMODITIES	0.00	61,133.60	52	0.00	0	0.00	0	0.00	10,000.00	10,000.00
5020 SERVICES	12,020.00	134,608.93	59	56,395.26	28	199,760.84	100	0.00	199,961.00	200.16
<b>TOTAL EXPENDITURES</b>	<b>12,020.00</b>	<b>195,742.53</b>	<b>57</b>	<b>56,395.26</b>	<b>27</b>	<b>199,760.84</b>	<b>95</b>	<b>0.00</b>	<b>209,961.00</b>	<b>10,200.16</b>
<b>OTHER FINANCING SOURCES (USES)</b>										
<b>TOTAL OTHER FINANCING SOURCES (USES)</b>	<b>0.00</b>	<b>0.00</b>		<b>0.00</b>		<b>0.00</b>		<b>0.00</b>	<b>0.00</b>	<b>0.00</b>
<b>NET CHANGE IN FUND BALANCE</b>	<b>12,965.37</b>	<b>-27,884.94</b>		<b>-33,577.58</b>		<b>-83,845.39</b>		<b>0.00</b>	<b>5,839.00</b>	<b>89,684.39</b>




**FUND DEPT 2614-023 : RECORDER'S AUTOMATION FND - RECORDER**

7/15/2024 8:22:30 AM

**PERIOD ENDING 6/30/2024**

	ACTUAL LAST YEAR			ACTUAL THIS YEAR				ENCUMBRANCE	BUDGET	UNENCUMBERED BALANCE
	CURRENT MONTH	YEAR TO DATE	%	CURRENT MONTH	%	YEAR TO DATE	%			
<b>REVENUES</b>										
4007 CHARGES FOR SERVICES	33,933.27	79,109.61	44	23,334.60	13	109,281.34	61	0.00	180,000.00	70,718.66
4008 INVESTMENT EARNINGS	1,076.95	6,917.09	692	2,392.01	239	13,616.75	136 2	0.00	1,000.00	-12,616.75
<b>TOTAL REVENUES</b>	<b>35,010.22</b>	<b>86,026.70</b>	<b>48</b>	<b>25,726.61</b>	<b>14</b>	<b>122,898.09</b>	<b>68</b>	<b>0.00</b>	<b>181,000.00</b>	<b>58,101.91</b>
<b>EXPENDITURES</b>										
5001 SALARIES AND WAGES	1,778.76	7,378.56	27	1,374.68	5	7,747.06	28	0.00	27,933.00	20,185.94
5003 FRINGE BENEFITS	120.46	788.61	37	206.70	9	924.01	42	0.00	2,224.00	1,299.99
5010 COMMODITIES	0.00	7,145.71	41	0.00	0	0.00	0	0.00	8,500.00	8,500.00
5020 SERVICES	1,541.33	85,220.15	53	4,518.90	3	91,014.31	68	0.00	133,343.00	42,328.69
8000 CAPITAL OUTLAY	0.00	0.00	0	0.00	0	0.00	0	0.00	2,840.00	2,840.00
<b>TOTAL EXPENDITURES</b>	<b>3,440.55</b>	<b>100,533.03</b>	<b>48</b>	<b>6,100.28</b>	<b>3</b>	<b>99,685.38</b>	<b>57</b>	<b>0.00</b>	<b>174,840.00</b>	<b>75,154.62</b>
<b>NET CHANGE IN FUND BALANCE</b>	<b>31,569.67</b>	<b>-14,506.33</b>		<b>19,626.33</b>		<b>23,212.71</b>		<b>0.00</b>	<b>6,160.00</b>	<b>-17,052.71</b>



FUND DEPT 2615-036 : PUBLIC DEFENDER AUTOMATN - PUBLIC DEFENDER

7/15/2024 8:22:30 AM

PERIOD ENDING 6/30/2024

	ACTUAL LAST YEAR			ACTUAL THIS YEAR				ENCUMBRANCE	BUDGET	UNENCUMBERED BALANCE
	CURRENT MONTH	YEAR TO DATE	%	CURRENT MONTH	%	YEAR TO DATE	%			
<b>REVENUES</b>										
4007 CHARGES FOR SERVICES	400.50	2,221.00	342	630.00	17	2,527.00	69	0.00	3,640.00	1,113.00
<b>TOTAL REVENUES</b>	<b>400.50</b>	<b>2,221.00</b>	<b>342</b>	<b>630.00</b>	<b>17</b>	<b>2,527.00</b>	<b>69</b>	<b>0.00</b>	<b>3,640.00</b>	<b>1,113.00</b>
<b>EXPENDITURES</b>										
5010 COMMODITIES	0.00	0.00	0	0.00	0	0.00	0	0.00	3,640.00	3,640.00
<b>TOTAL EXPENDITURES</b>	<b>0.00</b>	<b>0.00</b>	<b>0</b>	<b>0.00</b>	<b>0</b>	<b>0.00</b>	<b>0</b>	<b>0.00</b>	<b>3,640.00</b>	<b>3,640.00</b>
<b>NET CHANGE IN FUND BALANCE</b>	<b>400.50</b>	<b>2,221.00</b>		<b>630.00</b>		<b>2,527.00</b>		<b>0.00</b>	<b>0.00</b>	<b>-2,527.00</b>




FUND DEPT 2617-030 : CHILD SUPPORT SERV FUND - CIRCUIT CLERK

7/15/2024 8:22:30 AM

PERIOD ENDING 6/30/2024

	ACTUAL LAST YEAR			ACTUAL THIS YEAR				ENCUMBRANCE	BUDGET	UNENCUMBERED BALANCE
	CURRENT MONTH	YEAR TO DATE	%	CURRENT MONTH	%	YEAR TO DATE	%			
<b>REVENUES</b>										
4007 CHARGES FOR SERVICES	0.00	324.00	3	36.00	1	7,182.00	180	0.00	4,000.00	-3,182.00
4008 INVESTMENT EARNINGS	91.04	570.11	0	212.68	0	1,138.02	0	0.00	0.00	-1,138.02
<b>TOTAL REVENUES</b>	<b>91.04</b>	<b>894.11</b>	<b>9</b>	<b>248.68</b>	<b>6</b>	<b>8,320.02</b>	<b>208</b>	<b>0.00</b>	<b>4,000.00</b>	<b>-4,320.02</b>
<b>EXPENDITURES</b>										
5020 SERVICES	0.00	2,500.00	25	0.00	0	0.00	0	0.00	0.00	0.00
<b>TOTAL EXPENDITURES</b>	<b>0.00</b>	<b>2,500.00</b>	<b>25</b>	<b>0.00</b>	<b>0</b>	<b>0.00</b>	<b>0</b>	<b>0.00</b>	<b>0.00</b>	<b>0.00</b>
<b>OTHER FINANCING SOURCES (USES)</b>										
7001 OTHER FINANCING USES	0.00	0.00	0	0.00	0	0.00	0	0.00	-4,000.00	-4,000.00
<b>TOTAL OTHER FINANCING SOURCES (USES)</b>	<b>0.00</b>	<b>0.00</b>		<b>0.00</b>		<b>0.00</b>		<b>0.00</b>	<b>-4,000.00</b>	<b>-4,000.00</b>
<b>NET CHANGE IN FUND BALANCE</b>	<b>91.04</b>	<b>-1,605.89</b>		<b>248.68</b>		<b>8,320.02</b>		<b>0.00</b>	<b>0.00</b>	<b>-8,320.02</b>






FUND DEPT 2618-051 : PROBATION SERVICES FUND - JUVENILE DETENTION CENTER

7/15/2024 8:22:30 AM

PERIOD ENDING 6/30/2024

	ACTUAL LAST YEAR			ACTUAL THIS YEAR				ENCUMBRANCE	BUDGET	UNENCUMBERED BALANCE
	CURRENT MONTH	YEAR TO DATE	%	CURRENT MONTH	%	YEAR TO DATE	%			
<b>REVENUES</b>										
4007 CHARGES FOR SERVICES	4,158.48	16,125.95	46	4,055.88	10	16,397.23	42	0.00	38,700.00	22,302.77
<b>TOTAL REVENUES</b>	<b>4,158.48</b>	<b>16,125.95</b>	<b>46</b>	<b>4,055.88</b>	<b>10</b>	<b>16,397.23</b>	<b>42</b>	<b>0.00</b>	<b>38,700.00</b>	<b>22,302.77</b>
<b>EXPENDITURES</b>										
5020 SERVICES	0.00	0.00	0	0.00	0	0.00	0	0.00	75,000.00	75,000.00
8000 CAPITAL OUTLAY	0.00	40,970.00	100	0.00	0	0.00	0	0.00	0.00	0.00
<b>TOTAL EXPENDITURES</b>	<b>0.00</b>	<b>40,970.00</b>	<b>82</b>	<b>0.00</b>	<b>0</b>	<b>0.00</b>	<b>0</b>	<b>0.00</b>	<b>75,000.00</b>	<b>75,000.00</b>
<b>OTHER FINANCING SOURCES (USES)</b>										
<b>TOTAL OTHER FINANCING SOURCES (USES)</b>	<b>0.00</b>	<b>0.00</b>		<b>0.00</b>		<b>0.00</b>		<b>0.00</b>	<b>0.00</b>	<b>0.00</b>
<b>NET CHANGE IN FUND BALANCE</b>	<b>4,158.48</b>	<b>-24,844.05</b>		<b>4,055.88</b>		<b>16,397.23</b>		<b>0.00</b>	<b>-36,300.00</b>	<b>-52,697.23</b>



FUND DEPT 2618-052 : PROBATION SERVICES FUND - COURT SERVICES -PROBATION

7/15/2024 8:22:30 AM

PERIOD ENDING 6/30/2024

	ACTUAL LAST YEAR			ACTUAL THIS YEAR				ENCUMBRANCE	BUDGET	UNENCUMBERED BALANCE
	CURRENT MONTH	YEAR TO DATE	%	CURRENT MONTH	%	YEAR TO DATE	%			
<b>REVENUES</b>										
4007 CHARGES FOR SERVICES	19,255.10	119,181.82	37	24,248.31	8	97,598.10	34	0.00	287,000.00	189,401.90
4008 INVESTMENT EARNINGS	4,092.86	25,409.95	565	7,296.80	18	42,666.39	107	0.00	40,000.00	-2,666.39
4009 MISCELLANEOUS REVENUES	25.00	150.00	30	0.00	0	0.00	0	0.00	500.00	500.00
<b>TOTAL REVENUES</b>	<b>23,372.96</b>	<b>144,741.77</b>	<b>44</b>	<b>31,545.11</b>	<b>10</b>	<b>140,264.49</b>	<b>43</b>	<b>0.00</b>	<b>327,500.00</b>	<b>187,235.51</b>
<b>EXPENDITURES</b>										
5010 COMMODITIES	3,938.47	13,642.31	16	4,730.46	6	19,057.60	24	0.00	79,500.00	60,442.40
5020 SERVICES	13,303.30	55,480.31	19	9,099.33	3	68,825.33	21	0.00	334,500.00	265,674.67
<b>TOTAL EXPENDITURES</b>	<b>17,241.77</b>	<b>69,122.62</b>	<b>17</b>	<b>13,829.79</b>	<b>3</b>	<b>87,882.93</b>	<b>21</b>	<b>0.00</b>	<b>414,000.00</b>	<b>326,117.07</b>
<b>OTHER FINANCING SOURCES (USES)</b>										
7001 OTHER FINANCING USES	0.00	0.00	0	0.00	0	0.00	0	0.00	-10,000.00	-10,000.00
<b>TOTAL OTHER FINANCING SOURCES (USES)</b>	<b>0.00</b>	<b>0.00</b>		<b>0.00</b>		<b>0.00</b>		<b>0.00</b>	<b>-10,000.00</b>	<b>-10,000.00</b>
<b>NET CHANGE IN FUND BALANCE</b>	<b>6,131.19</b>	<b>75,619.15</b>		<b>17,715.32</b>		<b>52,381.56</b>		<b>0.00</b>	<b>-96,500.00</b>	<b>-148,881.56</b>



FUND DEPT 2619-026 : TAX SALE AUTOMATION FUND - COUNTY TREASURER

7/15/2024 8:22:30 AM

PERIOD ENDING 6/30/2024

	ACTUAL LAST YEAR			ACTUAL THIS YEAR				ENCUMBRANCE	BUDGET	UNENCUMBERED BALANCE
	CURRENT MONTH	YEAR TO DATE	%	CURRENT MONTH	%	YEAR TO DATE	%			
<b>REVENUES</b>										
4007 CHARGES FOR SERVICES	1,563.00	6,038.75	35	1,669.00	10	4,993.00	29	0.00	17,000.00	12,007.00
4008 INVESTMENT EARNINGS	24.16	168.60	84	95.00	48	551.79	276	0.00	200.00	-351.79
<b>TOTAL REVENUES</b>	<b>1,587.16</b>	<b>6,207.35</b>	<b>36</b>	<b>1,764.00</b>	<b>10</b>	<b>5,544.79</b>	<b>32</b>	<b>0.00</b>	<b>17,200.00</b>	<b>11,655.21</b>
<b>EXPENDITURES</b>										
5001 SALARIES AND WAGES	3,779.00	5,923.00	52	2,527.00	14	4,639.00	25	0.00	18,500.00	13,861.00
5003 FRINGE BENEFITS	226.59	393.37	34	256.35	22	363.76	31	0.00	1,171.00	807.24
5010 COMMODITIES	0.00	0.00	0	0.00	0	0.00	0	0.00	2,000.00	2,000.00
5020 SERVICES	0.00	410.00	16	0.00	0	430.00	17	0.00	2,500.00	2,070.00
<b>TOTAL EXPENDITURES</b>	<b>4,005.59</b>	<b>6,726.37</b>	<b>39</b>	<b>2,783.35</b>	<b>12</b>	<b>5,432.76</b>	<b>22</b>	<b>0.00</b>	<b>24,171.00</b>	<b>18,738.24</b>
<b>NET CHANGE IN FUND BALANCE</b>	<b>-2,418.43</b>	<b>-519.02</b>		<b>-1,019.35</b>		<b>112.03</b>		<b>0.00</b>	<b>-6,971.00</b>	<b>-7,083.03</b>




FUND DEPT 2621-041 : STS ATTY DRUG FORFEITURES - STATES ATTORNEY

7/15/2024 8:22:30 AM

PERIOD ENDING 6/30/2024

	ACTUAL LAST YEAR			ACTUAL THIS YEAR				ENCUMBRANCE	BUDGET	UNENCUMBERED BALANCE
	CURRENT MONTH	YEAR TO DATE	%	CURRENT MONTH	%	YEAR TO DATE	%			
<b>REVENUES</b>										
4005 FINES AND FORFEITURES	374.87	12,103.99	50	0.00	0	8,056.72	34	0.00	24,000.00	15,943.28
4008 INVESTMENT EARNINGS	163.52	1,210.16	161 4	260.65	21	1,490.29	119	0.00	1,250.00	-240.29
<b>TOTAL REVENUES</b>	<b>538.39</b>	<b>13,314.15</b>	<b>55</b>	<b>260.65</b>	<b>1</b>	<b>9,547.01</b>	<b>38</b>	<b>0.00</b>	<b>25,250.00</b>	<b>15,702.99</b>
<b>EXPENDITURES</b>										
5010 COMMODITIES	2,242.86	20,804.82	38	0.00	0	0.00	0	0.00	10,725.00	10,725.00
5020 SERVICES	628.00	12,338.03	24	0.00	0	4,871.00	20	0.00	24,275.00	19,404.00
<b>TOTAL EXPENDITURES</b>	<b>2,870.86</b>	<b>33,142.85</b>	<b>31</b>	<b>0.00</b>	<b>0</b>	<b>4,871.00</b>	<b>14</b>	<b>0.00</b>	<b>35,000.00</b>	<b>30,129.00</b>
<b>OTHER FINANCING SOURCES (USES)</b>										
<b>TOTAL OTHER FINANCING SOURCES (USES)</b>	<b>0.00</b>	<b>0.00</b>		<b>0.00</b>		<b>0.00</b>		<b>0.00</b>	<b>0.00</b>	<b>0.00</b>
<b>NET CHANGE IN FUND BALANCE</b>	<b>-2,332.47</b>	<b>-19,828.70</b>		<b>260.65</b>		<b>4,676.01</b>		<b>0.00</b>	<b>-9,750.00</b>	<b>-14,426.01</b>



**FUND DEPT 2627-026 : PROPERTY TAX INT FEE FUND - COUNTY TREASURER**

7/15/2024 8:22:30 AM

**PERIOD ENDING 6/30/2024**

	ACTUAL LAST YEAR			ACTUAL THIS YEAR				ENCUMBRANCE	BUDGET	UNENCUMBERED BALANCE
	CURRENT MONTH	YEAR TO DATE	%	CURRENT MONTH	%	YEAR TO DATE	%			
<b>REVENUES</b>										
4007 CHARGES FOR SERVICES	120.00	480.00	1	120.00	0	540.00	1	0.00	55,000.00	54,460.00
4008 INVESTMENT EARNINGS	1.33	143.87	7	14.65	1	4,248.43	212	0.00	2,000.00	-2,248.43
<b>TOTAL REVENUES</b>	<b>121.33</b>	<b>623.87</b>	<b>1</b>	<b>134.65</b>	<b>0</b>	<b>4,788.43</b>	<b>8</b>	<b>0.00</b>	<b>57,000.00</b>	<b>52,211.57</b>
<b>OTHER FINANCING SOURCES (USES)</b>										
7001 OTHER FINANCING USES	0.00	0.00	0	0.00	0	0.00	0	0.00	-57,000.00	-57,000.00
<b>TOTAL OTHER FINANCING SOURCES (USES)</b>	<b>0.00</b>	<b>0.00</b>		<b>0.00</b>		<b>0.00</b>		<b>0.00</b>	<b>-57,000.00</b>	<b>-57,000.00</b>
<b>NET CHANGE IN FUND BALANCE</b>	<b>121.33</b>	<b>623.87</b>		<b>134.65</b>		<b>4,788.43</b>		<b>0.00</b>	<b>0.00</b>	<b>-4,788.43</b>



FUND DEPT 2628-022 : ELECTN ASSIST/ACCESSIBLTY - COUNTY CLERK

7/15/2024 8:22:30 AM

PERIOD ENDING 6/30/2024

	ACTUAL LAST YEAR			ACTUAL THIS YEAR				ENCUMBRANCE	BUDGET	UNENCUMBERED BALANCE
	CURRENT MONTH	YEAR TO DATE	%	CURRENT MONTH	%	YEAR TO DATE	%			
<b>REVENUES</b>										
4004 INTERGOVERNMENTAL REVENUE	0.00	0.00	0	0.00	0	103,649.85	48	0.00	214,677.00	111,027.15
<b>TOTAL REVENUES</b>	<b>0.00</b>	<b>0.00</b>	<b>0</b>	<b>0.00</b>	<b>0</b>	<b>103,649.85</b>	<b>48</b>	<b>0.00</b>	<b>214,677.00</b>	<b>111,027.15</b>
<b>EXPENDITURES</b>										
5001 SALARIES AND WAGES	182.00	7,121.25	10	4,960.75	7	16,510.25	24	0.00	70,000.00	53,489.75
5003 FRINGE BENEFITS	0.76	580.74	8	547.01	8	1,384.15	20	0.00	7,035.00	5,650.85
5010 COMMODITIES	0.00	0.00	0	0.00	0	18,761.17	33	0.00	56,337.00	37,575.83
5020 SERVICES	1,452.58	124,499.49	91	144.75	0	53,024.58	65	0.00	81,305.00	28,280.42
<b>TOTAL EXPENDITURES</b>	<b>1,635.34</b>	<b>132,201.48</b>	<b>57</b>	<b>5,652.51</b>	<b>3</b>	<b>89,680.15</b>	<b>42</b>	<b>0.00</b>	<b>214,677.00</b>	<b>124,996.85</b>
<b>OTHER FINANCING SOURCES (USES)</b>										
<b>TOTAL OTHER FINANCING SOURCES (USES)</b>	<b>0.00</b>	<b>0.00</b>		<b>0.00</b>		<b>0.00</b>		<b>0.00</b>	<b>0.00</b>	<b>0.00</b>
<b>NET CHANGE IN FUND BALANCE</b>	<b>-1,635.34</b>	<b>-132,201.48</b>		<b>-5,652.51</b>		<b>13,969.70</b>		<b>0.00</b>	<b>0.00</b>	<b>-13,969.70</b>



FUND DEPT 2629-010 : COUNTY HISTORICAL FUND - COUNTY BOARD

7/15/2024 8:22:30 AM

PERIOD ENDING 6/30/2024

	ACTUAL LAST YEAR			ACTUAL THIS YEAR				ENCUMBRANCE	BUDGET	UNENCUMBERED BALANCE
	CURRENT MONTH	YEAR TO DATE	%	CURRENT MONTH	%	YEAR TO DATE	%			
<b>REVENUES</b>										
4008 INVESTMENT EARNINGS	18.17	113.29	378	30.96	31	182.94	183	0.00	100.00	-82.94
<b>TOTAL REVENUES</b>	<b>18.17</b>	<b>113.29</b>	<b>378</b>	<b>30.96</b>	<b>31</b>	<b>182.94</b>	<b>183</b>	<b>0.00</b>	<b>100.00</b>	<b>-82.94</b>
<b>EXPENDITURES</b>										
5020 SERVICES	0.00	0.00	0	0.00	0	0.00	0	0.00	5,000.00	5,000.00
<b>TOTAL EXPENDITURES</b>	<b>0.00</b>	<b>0.00</b>	<b>0</b>	<b>0.00</b>	<b>0</b>	<b>0.00</b>	<b>0</b>	<b>0.00</b>	<b>5,000.00</b>	<b>5,000.00</b>
<b>NET CHANGE IN FUND BALANCE</b>	<b>18.17</b>	<b>113.29</b>		<b>30.96</b>		<b>182.94</b>		<b>0.00</b>	<b>-4,900.00</b>	<b>-5,082.94</b>




FUND DEPT 2630-030 : CIR CLK OPERATION & ADMIN - CIRCUIT CLERK

7/15/2024 8:22:30 AM

PERIOD ENDING 6/30/2024

	ACTUAL LAST YEAR			ACTUAL THIS YEAR				ENCUMBRANCE	BUDGET	UNENCUMBERED BALANCE
	CURRENT MONTH	YEAR TO DATE	%	CURRENT MONTH	%	YEAR TO DATE	%			
<b>REVENUES</b>										
4004 INTERGOVERNMENTAL REVENUE	0.00	4,301.00	15	0.00	0	16,494.47	0	0.00	0.00	-16,494.47
4007 CHARGES FOR SERVICES	68,907.50	330,911.64	74	64,984.04	11	311,776.33	55	0.00	569,463.00	257,686.67
4008 INVESTMENT EARNINGS	375.09	4,593.31	0	2,308.70	0	9,452.43	0	0.00	0.00	-9,452.43
<b>TOTAL REVENUES</b>	<b>69,282.59</b>	<b>339,805.95</b>	<b>71</b>	<b>67,292.74</b>	<b>12</b>	<b>337,723.23</b>	<b>59</b>	<b>0.00</b>	<b>569,463.00</b>	<b>231,739.77</b>
<b>EXPENDITURES</b>										
5010 COMMODITIES	193.99	4,982.11	6	0.00	0	0.00	0	0.00	0.00	0.00
5020 SERVICES	686.50	36,904.72	19	0.00	0	0.00	0	0.00	0.00	0.00
<b>TOTAL EXPENDITURES</b>	<b>880.49</b>	<b>41,886.83</b>	<b>11</b>	<b>0.00</b>	<b>0</b>	<b>0.00</b>	<b>0</b>	<b>0.00</b>	<b>0.00</b>	<b>0.00</b>
<b>OTHER FINANCING SOURCES (USES)</b>										
7001 OTHER FINANCING USES	0.00	0.00	0	0.00	0	0.00	0	0.00	-569,463.00	-569,463.00
<b>TOTAL OTHER FINANCING SOURCES (USES)</b>	<b>0.00</b>	<b>0.00</b>		<b>0.00</b>		<b>0.00</b>		<b>0.00</b>	<b>-569,463.00</b>	<b>-569,463.00</b>
<b>NET CHANGE IN FUND BALANCE</b>	<b>68,402.10</b>	<b>297,919.12</b>		<b>67,292.74</b>		<b>337,723.23</b>		<b>0.00</b>	<b>0.00</b>	<b>-337,723.23</b>






**FUND DEPT 2632-030 : CIR CLK ELCTRNC CITATIONS - CIRCUIT CLERK**

7/15/2024 8:22:30 AM

**PERIOD ENDING 6/30/2024**

	ACTUAL LAST YEAR			ACTUAL THIS YEAR				ENCUMBRANCE	BUDGET	UNENCUMBERED BALANCE
	CURRENT MONTH	YEAR TO DATE	%	CURRENT MONTH	%	YEAR TO DATE	%			
<b>REVENUES</b>										
4007 CHARGES FOR SERVICES	6,623.73	26,012.72	58	5,764.05	10	27,434.73	47	0.00	58,000.00	30,565.27
4008 INVESTMENT EARNINGS	595.88	3,544.42	0	1,251.35	63	7,075.69	354	0.00	2,000.00	-5,075.69
<b>TOTAL REVENUES</b>	<b>7,219.61</b>	<b>29,557.14</b>	<b>66</b>	<b>7,015.40</b>	<b>12</b>	<b>34,510.42</b>	<b>58</b>	<b>0.00</b>	<b>60,000.00</b>	<b>25,489.58</b>
<b>EXPENDITURES</b>										
5010 COMMODITIES	0.00	0.00	0	0.00	0	0.00	0	0.00	135,000.00	135,000.00
5020 SERVICES	0.00	0.00	0	0.00	0	0.00	0	0.00	365,000.00	365,000.00
<b>TOTAL EXPENDITURES</b>	<b>0.00</b>	<b>0.00</b>	<b>0</b>	<b>0.00</b>	<b>0</b>	<b>0.00</b>	<b>0</b>	<b>0.00</b>	<b>500,000.00</b>	<b>500,000.00</b>
<b>NET CHANGE IN FUND BALANCE</b>	<b>7,219.61</b>	<b>29,557.14</b>		<b>7,015.40</b>		<b>34,510.42</b>		<b>0.00</b>	<b>-440,000.00</b>	<b>-474,510.42</b>



FUND DEPT 2633-041 : STS ATTY RECORDS AUTOMATN - STATES ATTORNEY

7/15/2024 8:22:30 AM

PERIOD ENDING 6/30/2024

	ACTUAL LAST YEAR			ACTUAL THIS YEAR				ENCUMBRANCE	BUDGET	UNENCUMBERED BALANCE
	CURRENT MONTH	YEAR TO DATE	%	CURRENT MONTH	%	YEAR TO DATE	%			
<b>REVENUES</b>										
4007 CHARGES FOR SERVICES	432.03	1,827.03	37	484.00	12	1,968.55	49	0.00	4,000.00	2,031.45
4008 INVESTMENT EARNINGS	18.56	102.89	686	31.04	21	160.42	107	0.00	150.00	-10.42
<b>TOTAL REVENUES</b>	<b>450.59</b>	<b>1,929.92</b>	<b>38</b>	<b>515.04</b>	<b>12</b>	<b>2,128.97</b>	<b>51</b>	<b>0.00</b>	<b>4,150.00</b>	<b>2,021.03</b>
<b>EXPENDITURES</b>										
5020 SERVICES	0.00	0.00	0	0.00	0	0.00	0	0.00	4,000.00	4,000.00
<b>TOTAL EXPENDITURES</b>	<b>0.00</b>	<b>0.00</b>	<b>0</b>	<b>0.00</b>	<b>0</b>	<b>0.00</b>	<b>0</b>	<b>0.00</b>	<b>4,000.00</b>	<b>4,000.00</b>
<b>NET CHANGE IN FUND BALANCE</b>	<b>450.59</b>	<b>1,929.92</b>		<b>515.04</b>		<b>2,128.97</b>		<b>0.00</b>	<b>150.00</b>	<b>-1,978.97</b>



**FUND DEPT 2634-036 : PUBLIC DEFENDER GRANT FUND - PUBLIC DEFENDER**

7/15/2024 8:22:30 AM

**PERIOD ENDING 6/30/2024**

	ACTUAL LAST YEAR			ACTUAL THIS YEAR				ENCUMBRANCE	BUDGET	UNENCUMBERED BALANCE
	CURRENT MONTH	YEAR TO DATE	%	CURRENT MONTH	%	YEAR TO DATE	%			
<b>REVENUES</b>										
4004 INTERGOVERNMENTAL REVENUE	0.00	0.00	0	0.00	0	0.00	0	0.00	144,979.00	144,979.00
<b>TOTAL REVENUES</b>	<b>0.00</b>	<b>0.00</b>	<b>0</b>	<b>0.00</b>	<b>0</b>	<b>0.00</b>	<b>0</b>	<b>0.00</b>	<b>144,979.00</b>	<b>144,979.00</b>
<b>EXPENDITURES</b>										
5001 SALARIES AND WAGES	0.00	0.00	0	10,003.76	6	46,363.28	29	0.00	157,237.00	110,873.72
5003 FRINGE BENEFITS	0.00	0.00	0	968.95	5	5,060.68	28	0.00	17,800.00	12,739.32
5010 COMMODITIES	0.00	0.00	0	2,739.82	11	10,691.41	43	0.00	24,594.00	13,902.59
5020 SERVICES	0.00	0.00	0	0.00	0	13,827.15	41	0.00	33,770.00	19,942.85
<b>TOTAL EXPENDITURES</b>	<b>0.00</b>	<b>0.00</b>	<b>0</b>	<b>13,712.53</b>	<b>6</b>	<b>75,942.52</b>	<b>33</b>	<b>0.00</b>	<b>233,401.00</b>	<b>157,458.48</b>
<b>NET CHANGE IN FUND BALANCE</b>	<b>0.00</b>	<b>0.00</b>		<b>-13,712.53</b>		<b>-75,942.52</b>		<b>0.00</b>	<b>-88,422.00</b>	<b>-12,479.48</b>



**FUND DEPT 2635-040 : CANNABIS REGULATION FUND - SHERIFF**

7/15/2024 8:22:30 AM

**PERIOD ENDING 6/30/2024**

	ACTUAL LAST YEAR			ACTUAL THIS YEAR				ENCUMBRANCE	BUDGET	UNENCUMBERED BALANCE
	CURRENT MONTH	YEAR TO DATE	%	CURRENT MONTH	%	YEAR TO DATE	%			
<b>REVENUES</b>										
4004 INTERGOVERNMENTAL REVENUE	3,621.68	11,628.79	24	8,239.97	17	16,982.75	35	0.00	48,000.00	31,017.25
4008 INVESTMENT EARNINGS	219.34	1,300.90	130 1	444.04	18	2,565.58	103	0.00	2,500.00	-65.58
<b>TOTAL REVENUES</b>	<b>3,841.02</b>	<b>12,929.69</b>	<b>27</b>	<b>8,684.01</b>	<b>17</b>	<b>19,548.33</b>	<b>39</b>	<b>0.00</b>	<b>50,500.00</b>	<b>30,951.67</b>
<b>EXPENDITURES</b>										
5010 COMMODITIES	0.00	7,650.00	31	0.00	0	0.00	0	2,099.00	2,099.58	0.58
5020 SERVICES	0.00	0.00	0	0.00	0	21,753.42	92	300.00	23,593.42	1,540.00
8000 CAPITAL OUTLAY	0.00	0.00	0	0.00	0	0.00	0	22,006.40	22,307.00	300.60
<b>TOTAL EXPENDITURES</b>	<b>0.00</b>	<b>7,650.00</b>	<b>16</b>	<b>0.00</b>	<b>0</b>	<b>21,753.42</b>	<b>45</b>	<b>24,405.40</b>	<b>48,000.00</b>	<b>1,841.18</b>
<b>NET CHANGE IN FUND BALANCE</b>	<b>3,841.02</b>	<b>5,279.69</b>		<b>8,684.01</b>		<b>-2,205.09</b>		<b>-24,405.40</b>	<b>2,500.00</b>	<b>29,110.49</b>



**FUND DEPT 2638-042 : CORONER STATUTORY FEES - CORONER**

7/15/2024 8:22:30 AM

**PERIOD ENDING 6/30/2024**

	ACTUAL LAST YEAR			ACTUAL THIS YEAR				ENCUMBRANCE	BUDGET	UNENCUMBERED BALANCE
	CURRENT MONTH	YEAR TO DATE	%	CURRENT MONTH	%	YEAR TO DATE	%			
<b>REVENUES</b>										
4007 CHARGES FOR SERVICES	6,746.53	28,534.55	43	325.00	0	60,125.00	51	0.00	116,800.00	56,675.00
<b>TOTAL REVENUES</b>	<b>6,746.53</b>	<b>28,534.55</b>	<b>43</b>	<b>325.00</b>	<b>0</b>	<b>60,125.00</b>	<b>51</b>	<b>0.00</b>	<b>116,800.00</b>	<b>56,675.00</b>
<b>EXPENDITURES</b>										
5010 COMMODITIES	0.00	9,295.06	35	1,173.09	3	3,794.92	9	0.00	40,840.00	37,045.08
5020 SERVICES	1,661.29	7,158.57	49	1,633.28	6	8,885.55	30	0.00	29,221.00	20,335.45
8000 CAPITAL OUTLAY	0.00	0.00	0	4,441.98	6	68,439.64	100	0.00	68,440.00	0.36
<b>TOTAL EXPENDITURES</b>	<b>1,661.29</b>	<b>16,453.63</b>	<b>19</b>	<b>7,248.35</b>	<b>5</b>	<b>81,120.11</b>	<b>59</b>	<b>0.00</b>	<b>138,501.00</b>	<b>57,380.89</b>
<b>NET CHANGE IN FUND BALANCE</b>	<b>5,085.24</b>	<b>12,080.92</b>		<b>-6,923.35</b>		<b>-20,995.11</b>		<b>0.00</b>	<b>-21,701.00</b>	<b>-705.89</b>




**FUND DEPT 2638-140 : CORONER STATUTORY FEES - CORRECTIONAL CENTER**

7/15/2024 8:22:30 AM

**PERIOD ENDING 6/30/2024**

	ACTUAL LAST YEAR			ACTUAL THIS YEAR				ENCUMBRANCE	BUDGET	UNENCUMBERED BALANCE
	CURRENT MONTH	YEAR TO DATE	%	CURRENT MONTH	%	YEAR TO DATE	%			
<b>EXPENDITURES</b>										
<b>TOTAL EXPENDITURES</b>	0.00	0.00	0	0.00	0	0.00	0	0.00	0.00	0.00
<b>NET CHANGE IN FUND BALANCE</b>	0.00	0.00		0.00		0.00		0.00	0.00	0.00




FUND DEPT 2658-140 : JAIL COMMISSARY - CORRECTIONAL CENTER

7/15/2024 8:22:30 AM

PERIOD ENDING 6/30/2024

	ACTUAL LAST YEAR			ACTUAL THIS YEAR				ENCUMBRANCE	BUDGET	UNENCUMBERED BALANCE
	CURRENT MONTH	YEAR TO DATE	%	CURRENT MONTH	%	YEAR TO DATE	%			
<b>REVENUES</b>										
4008 INVESTMENT EARNINGS	1,338.99	8,119.65	625	2,474.70	16	14,295.55	95	0.00	15,000.00	704.45
4009 MISCELLANEOUS REVENUES	13,909.83	38,354.89	35	8,787.82	9	37,378.03	37	0.00	100,000.00	62,621.97
<b>TOTAL REVENUES</b>	<b>15,248.82</b>	<b>46,474.54</b>	<b>42</b>	<b>11,262.52</b>	<b>10</b>	<b>51,673.58</b>	<b>45</b>	<b>0.00</b>	<b>115,000.00</b>	<b>63,326.42</b>
<b>EXPENDITURES</b>										
5010 COMMODITIES	433.91	3,259.00	19	50.37	0	2,197.26	14	0.00	15,280.00	13,082.74
5020 SERVICES	32.68	4,000.25	13	744.39	4	5,344.13	30	0.00	17,895.00	12,550.87
8000 CAPITAL OUTLAY	0.00	0.00	0	0.00	0	0.00	0	0.00	45,000.00	45,000.00
<b>TOTAL EXPENDITURES</b>	<b>466.59</b>	<b>7,259.25</b>	<b>8</b>	<b>794.76</b>	<b>1</b>	<b>7,541.39</b>	<b>10</b>	<b>0.00</b>	<b>78,175.00</b>	<b>70,633.61</b>
<b>NET CHANGE IN FUND BALANCE</b>	<b>14,782.23</b>	<b>39,215.29</b>		<b>10,467.76</b>		<b>44,132.19</b>		<b>0.00</b>	<b>36,825.00</b>	<b>-7,307.19</b>



**FUND DEPT 2659-140 : COUNTY JAIL MEDICAL COSTS - CORRECTIONAL CENTER**

7/15/2024 8:22:30 AM

**PERIOD ENDING 6/30/2024**

	ACTUAL LAST YEAR			ACTUAL THIS YEAR				ENCUMBRANCE	BUDGET	UNENCUMBERED BALANCE
	CURRENT MONTH	YEAR TO DATE	%	CURRENT MONTH	%	YEAR TO DATE	%			
<b>REVENUES</b>										
4007 CHARGES FOR SERVICES	440.63	2,349.54	12	517.87	5	2,136.87	21	0.00	10,000.00	7,863.13
4008 INVESTMENT EARNINGS	10.51	68.21	682	17.07	171	111.75	111 8	0.00	10.00	-101.75
<b>TOTAL REVENUES</b>	<b>451.14</b>	<b>2,417.75</b>	<b>12</b>	<b>534.94</b>	<b>5</b>	<b>2,248.62</b>	<b>22</b>	<b>0.00</b>	<b>10,010.00</b>	<b>7,761.38</b>
<b>OTHER FINANCING SOURCES (USES)</b>										
7001 OTHER FINANCING USES	0.00	0.00	0	0.00	0	0.00	0	0.00	-10,010.00	-10,010.00
<b>TOTAL OTHER FINANCING SOURCES (USES)</b>	<b>0.00</b>	<b>0.00</b>		<b>0.00</b>		<b>0.00</b>		<b>0.00</b>	<b>-10,010.00</b>	<b>-10,010.00</b>
<b>NET CHANGE IN FUND BALANCE</b>	<b>451.14</b>	<b>2,417.75</b>		<b>534.94</b>		<b>2,248.62</b>		<b>0.00</b>	<b>0.00</b>	<b>-2,248.62</b>





FUND DEPT 2670-022 : COUNTY CLK AUTOMATION FND - COUNTY CLERK

7/15/2024 8:22:30 AM

PERIOD ENDING 6/30/2024

	ACTUAL LAST YEAR			ACTUAL THIS YEAR				ENCUMBRANCE	BUDGET	UNENCUMBERED BALANCE
	CURRENT MONTH	YEAR TO DATE	%	CURRENT MONTH	%	YEAR TO DATE	%			
<b>REVENUES</b>										
4007 CHARGES FOR SERVICES	0.00	6,624.00	26	1,670.00	7	7,744.00	31	0.00	25,000.00	17,256.00
4008 INVESTMENT EARNINGS	66.28	447.89	224	135.77	34	844.55	211	0.00	400.00	-444.55
4009 MISCELLANEOUS REVENUES	0.00	1,558.00	12	0.00	0	0.00	0	0.00	12,500.00	12,500.00
<b>TOTAL REVENUES</b>	<b>66.28</b>	<b>8,629.89</b>	<b>23</b>	<b>1,805.77</b>	<b>5</b>	<b>8,588.55</b>	<b>23</b>	<b>0.00</b>	<b>37,900.00</b>	<b>29,311.45</b>
<b>EXPENDITURES</b>										
5010 COMMODITIES	0.00	0.00	0	0.00	0	0.00	0	0.00	13,500.00	13,500.00
5020 SERVICES	0.00	12,462.41	67	0.00	0	12,171.93	44	0.00	27,965.00	15,793.07
<b>TOTAL EXPENDITURES</b>	<b>0.00</b>	<b>12,462.41</b>	<b>41</b>	<b>0.00</b>	<b>0</b>	<b>12,171.93</b>	<b>29</b>	<b>0.00</b>	<b>41,465.00</b>	<b>29,293.07</b>
<b>NET CHANGE IN FUND BALANCE</b>	<b>66.28</b>	<b>-3,832.52</b>		<b>1,805.77</b>		<b>-3,583.38</b>		<b>0.00</b>	<b>-3,565.00</b>	<b>18.38</b>



FUND DEPT 2671-030 : COURT DOCUMENT STORAGE FD - CIRCUIT CLERK

7/15/2024 8:22:30 AM

PERIOD ENDING 6/30/2024

	ACTUAL LAST YEAR			ACTUAL THIS YEAR				ENCUMBRANCE	BUDGET	UNENCUMBERED BALANCE
	CURRENT MONTH	YEAR TO DATE	%	CURRENT MONTH	%	YEAR TO DATE	%			
<b>REVENUES</b>										
4004 INTERGOVERNMENTAL REVENUE	0.00	79,981.60	100	0.00	0	0.00	0	0.00	0.00	0.00
4007 CHARGES FOR SERVICES	23,098.09	102,003.86	51	22,098.97	12	111,865.12	59	0.00	189,373.00	77,507.88
4008 INVESTMENT EARNINGS	272.23	1,500.56	0	1,076.24	0	5,013.66	0	0.00	0.00	-5,013.66
<b>TOTAL REVENUES</b>	<b>23,370.32</b>	<b>183,486.02</b>	<b>66</b>	<b>23,175.21</b>	<b>12</b>	<b>116,878.78</b>	<b>62</b>	<b>0.00</b>	<b>189,373.00</b>	<b>72,494.22</b>
<b>EXPENDITURES</b>										
5001 SALARIES AND WAGES	5,811.90	30,145.26	34	0.00	0	0.00	0	0.00	0.00	0.00
5003 FRINGE BENEFITS	426.08	3,338.12	10	0.00	0	0.00	0	0.00	0.00	0.00
5010 COMMODITIES	4,749.86	33,307.21	51	0.00	0	0.00	0	0.00	0.00	0.00
5020 SERVICES	225.00	47,525.00	72	0.00	0	0.00	0	0.00	0.00	0.00
8000 CAPITAL OUTLAY	0.00	36,358.00	72	0.00	0	0.00	0	0.00	0.00	0.00
<b>TOTAL EXPENDITURES</b>	<b>11,212.84</b>	<b>150,673.59</b>	<b>50</b>	<b>0.00</b>	<b>0</b>	<b>0.00</b>	<b>0</b>	<b>0.00</b>	<b>0.00</b>	<b>0.00</b>
<b>OTHER FINANCING SOURCES (USES)</b>										
7001 OTHER FINANCING USES	0.00	0.00	0	0.00	0	0.00	0	0.00	-189,373.00	-189,373.00
<b>TOTAL OTHER FINANCING SOURCES (USES)</b>	<b>0.00</b>	<b>0.00</b>		<b>0.00</b>		<b>0.00</b>		<b>0.00</b>	<b>-189,373.00</b>	<b>-189,373.00</b>
<b>NET CHANGE IN FUND BALANCE</b>	<b>12,157.48</b>	<b>32,812.43</b>		<b>23,175.21</b>		<b>116,878.78</b>		<b>0.00</b>	<b>0.00</b>	<b>-116,878.78</b>



**FUND DEPT 2675-041 : VICTIM ADVOCACY GRT-ICJIA - STATES ATTORNEY**

7/15/2024 8:22:30 AM

**PERIOD ENDING 6/30/2024**

	ACTUAL LAST YEAR			ACTUAL THIS YEAR				ENCUMBRANCE	BUDGET	UNENCUMBERED BALANCE
	CURRENT MONTH	YEAR TO DATE	%	CURRENT MONTH	%	YEAR TO DATE	%			
<b>REVENUES</b>										
<b>TOTAL REVENUES</b>	0.00	0.00	0	0.00	0	0.00	0	0.00	0.00	0.00
<b>EXPENDITURES</b>										
<b>TOTAL EXPENDITURES</b>	0.00	0.00	0	0.00	0	0.00	0	0.00	0.00	0.00
<b>OTHER FINANCING SOURCES (USES)</b>										
<b>TOTAL OTHER FINANCING SOURCES (USES)</b>	0.00	0.00		0.00		0.00		0.00	0.00	0.00
<b>NET CHANGE IN FUND BALANCE</b>	0.00	0.00		0.00		0.00		0.00	0.00	0.00



**FUND DEPT 2676-011 : SOLID WASTE MANAGEMENT - SOLID WASTE MGMT**

7/15/2024 8:22:30 AM

**PERIOD ENDING 6/30/2024**

	ACTUAL LAST YEAR			ACTUAL THIS YEAR				ENCUMBRANCE	BUDGET	UNENCUMBERED BALANCE
	CURRENT MONTH	YEAR TO DATE	%	CURRENT MONTH	%	YEAR TO DATE	%			
<b>REVENUES</b>										
4004 INTERGOVERNMENTAL REVENUE	0.00	3,360.00	11	4,375.00	17	4,375.00	17	0.00	26,378.00	22,003.00
4006 LICENSES AND PERMITS	0.00	1,330.00	30	105.00	3	1,435.00	39	0.00	3,700.00	2,265.00
4008 INVESTMENT EARNINGS	8.11	169.69	0	26.42	16	334.03	207	0.00	161.00	-173.03
<b>TOTAL REVENUES</b>	<b>8.11</b>	<b>4,859.69</b>	<b>14</b>	<b>4,506.42</b>	<b>15</b>	<b>6,144.03</b>	<b>20</b>	<b>0.00</b>	<b>30,239.00</b>	<b>24,094.97</b>
<b>EXPENDITURES</b>										
5010 COMMODITIES	0.00	0.00	0	0.00	0	0.00	0	0.00	839.00	839.00
5020 SERVICES	1,440.00	18,833.01	48	265.00	1	16,440.00	42	0.00	39,000.00	22,560.00
<b>TOTAL EXPENDITURES</b>	<b>1,440.00</b>	<b>18,833.01</b>	<b>47</b>	<b>265.00</b>	<b>1</b>	<b>16,440.00</b>	<b>41</b>	<b>0.00</b>	<b>39,839.00</b>	<b>23,399.00</b>
<b>NET CHANGE IN FUND BALANCE</b>	<b>-1,431.89</b>	<b>-13,973.32</b>		<b>4,241.42</b>		<b>-10,295.97</b>		<b>0.00</b>	<b>-9,600.00</b>	<b>695.97</b>




FUND DEPT 2679-179 : CHILD ADVOCACY CENTER - CHILD ADVOCACY CENTER

7/15/2024 8:22:30 AM

PERIOD ENDING 6/30/2024

	ACTUAL LAST YEAR			ACTUAL THIS YEAR				ENCUMBRANCE	BUDGET	UNENCUMBERED BALANCE
	CURRENT MONTH	YEAR TO DATE	%	CURRENT MONTH	%	YEAR TO DATE	%			
<b>REVENUES</b>										
4004 INTERGOVERNMENTAL REVENUE	39,498.75	159,932.66	48	44,156.22	11	176,705.50	45	0.00	390,422.00	213,716.50
4008 INVESTMENT EARNINGS	29.29	29.29	146	109.63	0	732.49	0	0.00	0.00	-732.49
4009 MISCELLANEOUS REVENUES	0.00	16,034.95	222	0.00	0	2,374.44	35	0.00	6,801.00	4,426.56
<b>TOTAL REVENUES</b>	<b>39,528.04</b>	<b>175,996.90</b>	<b>51</b>	<b>44,265.85</b>	<b>11</b>	<b>179,812.43</b>	<b>45</b>	<b>0.00</b>	<b>397,223.00</b>	<b>217,410.57</b>
<b>EXPENDITURES</b>										
5001 SALARIES AND WAGES	19,760.11	82,333.80	48	15,491.79	8	96,823.73	51	0.00	189,803.00	92,979.27
5003 FRINGE BENEFITS	4,110.90	25,002.95	48	5,055.55	8	26,807.90	44	0.00	60,801.00	33,993.10
5010 COMMODITIES	1,095.71	2,806.09	46	4,110.31	25	9,333.01	57	0.00	16,437.12	7,104.11
5020 SERVICES	7,649.54	48,181.94	43	6,920.01	6	52,028.86	42	0.00	125,009.88	72,981.02
<b>TOTAL EXPENDITURES</b>	<b>32,616.26</b>	<b>158,324.78</b>	<b>46</b>	<b>31,577.66</b>	<b>8</b>	<b>184,993.50</b>	<b>47</b>	<b>0.00</b>	<b>392,051.00</b>	<b>207,057.50</b>
<b>NET CHANGE IN FUND BALANCE</b>	<b>6,911.78</b>	<b>17,672.12</b>		<b>12,688.19</b>		<b>-5,181.07</b>		<b>0.00</b>	<b>5,172.00</b>	<b>10,353.07</b>



FUND DEPT 2685-031 : SPECIALTY COURTS FUND - CIRCUIT COURT

7/15/2024 8:22:30 AM

PERIOD ENDING 6/30/2024

	ACTUAL LAST YEAR			ACTUAL THIS YEAR				ENCUMBRANCE	BUDGET	UNENCUMBERED BALANCE
	CURRENT MONTH	YEAR TO DATE	%	CURRENT MONTH	%	YEAR TO DATE	%			
<b>REVENUES</b>										
4004 INTERGOVERNMENTAL REVENUE	4,002.90	14,367.25	29	4,564.35	11	20,818.35	48	0.00	43,000.00	22,181.65
4007 CHARGES FOR SERVICES	1,471.00	6,046.50	22	1,585.96	12	6,619.72	51	0.00	13,000.00	6,380.28
4008 INVESTMENT EARNINGS	254.57	1,602.57	160 3	442.81	17	2,662.57	102	0.00	2,600.00	-62.57
<b>TOTAL REVENUES</b>	<b>5,728.47</b>	<b>22,016.32</b>	<b>29</b>	<b>6,593.12</b>	<b>11</b>	<b>30,100.64</b>	<b>51</b>	<b>0.00</b>	<b>58,600.00</b>	<b>28,499.36</b>
<b>EXPENDITURES</b>										
5001 SALARIES AND WAGES	5,670.00	23,625.00	43	0.00	0	24,980.76	25	0.00	101,889.00	76,908.24
5003 FRINGE BENEFITS	405.61	2,550.59	14	299.98	1	2,973.29	11	0.00	26,033.00	23,059.71
5010 COMMODITIES	0.00	338.53	23	0.00	0	746.73	5	0.00	13,818.99	13,072.26
5020 SERVICES	276.36	2,978.55	27	554.04	0	2,819.86	2	0.00	174,243.01	171,423.15
<b>TOTAL EXPENDITURES</b>	<b>6,351.97</b>	<b>29,492.67</b>	<b>34</b>	<b>854.02</b>	<b>0</b>	<b>31,520.64</b>	<b>10</b>	<b>0.00</b>	<b>315,984.00</b>	<b>284,463.36</b>
<b>OTHER FINANCING SOURCES (USES)</b>										
<b>TOTAL OTHER FINANCING SOURCES (USES)</b>	<b>0.00</b>	<b>0.00</b>		<b>0.00</b>		<b>0.00</b>		<b>0.00</b>	<b>0.00</b>	<b>0.00</b>
<b>NET CHANGE IN FUND BALANCE</b>	<b>-623.50</b>	<b>-7,476.35</b>		<b>5,739.10</b>		<b>-1,420.00</b>		<b>0.00</b>	<b>-257,384.00</b>	<b>-255,964.00</b>




**FUND DEPT 2685-140 : SPECIALTY COURTS FUND - CORRECTIONAL CENTER**

7/15/2024 8:22:30 AM

**PERIOD ENDING 6/30/2024**

	ACTUAL LAST YEAR			ACTUAL THIS YEAR				ENCUMBRANCE	BUDGET	UNENCUMBERED BALANCE
	CURRENT MONTH	YEAR TO DATE	%	CURRENT MONTH	%	YEAR TO DATE	%			
<b>REVENUES</b>										
<b>TOTAL REVENUES</b>	0.00	0.00	0	0.00	0	0.00	0	0.00	0.00	0.00
<b>NET CHANGE IN FUND BALANCE</b>	0.00	0.00		0.00		0.00		0.00	0.00	0.00



FUND DEPT 2840-016 : ARPA - ADMINISTRATIVE SERVICES

7/15/2024 8:22:30 AM

PERIOD ENDING 6/30/2024

	ACTUAL LAST YEAR			ACTUAL THIS YEAR				ENCUMBRANCE	BUDGET	UNENCUMBERED BALANCE
	CURRENT MONTH	YEAR TO DATE	%	CURRENT MONTH	%	YEAR TO DATE	%			
<b>REVENUES</b>										
4008 INVESTMENT EARNINGS	111,385.49	251,356.47	209	4,223.50	4	26,460.53	26	0.00	100,000.00	73,539.47
<b>TOTAL REVENUES</b>	<b>111,385.49</b>	<b>251,356.47</b>	<b>209</b>	<b>4,223.50</b>	<b>4</b>	<b>26,460.53</b>	<b>26</b>	<b>0.00</b>	<b>100,000.00</b>	<b>73,539.47</b>
<b>EXPENDITURES</b>										
<b>TOTAL EXPENDITURES</b>	<b>0.00</b>	<b>0.00</b>	<b>0</b>	<b>0.00</b>	<b>0</b>	<b>0.00</b>	<b>0</b>	<b>0.00</b>	<b>0.00</b>	<b>0.00</b>
<b>OTHER FINANCING SOURCES (USES)</b>										
7001 OTHER FINANCING USES	-8,029.44	-36,061.22	1	0.00	0	-44,187.02	40	0.00	-110,224.00	-66,036.98
<b>TOTAL OTHER FINANCING SOURCES (USES)</b>	<b>-8,029.44</b>	<b>-36,061.22</b>		<b>0.00</b>		<b>-44,187.02</b>		<b>0.00</b>	<b>-110,224.00</b>	<b>-66,036.98</b>
<b>NET CHANGE IN FUND BALANCE</b>	<b>103,356.05</b>	<b>215,295.25</b>		<b>4,223.50</b>		<b>-17,726.49</b>		<b>0.00</b>	<b>-10,224.00</b>	<b>7,502.49</b>






**FUND DEPT 2840-043 : ARPA - EMERGENCY MGMT AGCY (EMA)**

7/15/2024 8:22:30 AM

**PERIOD ENDING 6/30/2024**

	ACTUAL LAST YEAR			ACTUAL THIS YEAR				ENCUMBRANCE	BUDGET	UNENCUMBERED BALANCE
	CURRENT MONTH	YEAR TO DATE	%	CURRENT MONTH	%	YEAR TO DATE	%			
<b>REVENUES</b>										
<b>TOTAL REVENUES</b>	<i>0.00</i>	<i>0.00</i>	<i>0</i>	<i>0.00</i>	<i>0</i>	<i>0.00</i>	<i>0</i>	<i>0.00</i>	<i>0.00</i>	<i>0.00</i>
<b>EXPENDITURES</b>										
<b>TOTAL EXPENDITURES</b>	<i>0.00</i>	<i>0.00</i>	<i>0</i>	<i>0.00</i>	<i>0</i>	<i>0.00</i>	<i>0</i>	<i>0.00</i>	<i>0.00</i>	<i>0.00</i>
<b>NET CHANGE IN FUND BALANCE</b>	<i>0.00</i>	<i>0.00</i>		<i>0.00</i>		<i>0.00</i>		<i>0.00</i>	<i>0.00</i>	<i>0.00</i>




FUND DEPT 2840-075 : ARPA - GENERAL COUNTY

7/15/2024 8:22:30 AM

PERIOD ENDING 6/30/2024

	ACTUAL LAST YEAR			ACTUAL THIS YEAR				ENCUMBRANCE	BUDGET	UNENCUMBERED BALANCE
	CURRENT MONTH	YEAR TO DATE	%	CURRENT MONTH	%	YEAR TO DATE	%			
<b>EXPENDITURES</b>										
5003 FRINGE BENEFITS	0.00	0.00	0	0.00	0	61.84	0	0.00	0.00	-61.84
5010 COMMODITIES	6,913.48	16,846.65	100	0.00	0	0.00	0	0.00	120,000.00	120,000.00
5020 SERVICES	410,316.49	1,260,553.62	17	206,540.19	2	1,884,575.38	23	0.00	8,321,770.00	6,437,194.62
8000 CAPITAL OUTLAY	2,000,000.00	2,507,531.00	30	810,264.91	5	810,264.91	5	0.00	17,282,780.00	16,472,515.09
<b>TOTAL EXPENDITURES</b>	<b>2,417,229.97</b>	<b>3,784,931.27</b>	<b>24</b>	<b>1,016,805.10</b>	<b>4</b>	<b>2,694,902.13</b>	<b>10</b>	<b>0.00</b>	<b>25,724,550.00</b>	<b>23,029,647.87</b>
<b>OTHER FINANCING SOURCES (USES)</b>										
<b>TOTAL OTHER FINANCING SOURCES (USES)</b>	<b>0.00</b>	<b>0.00</b>		<b>0.00</b>		<b>0.00</b>		<b>0.00</b>	<b>0.00</b>	<b>0.00</b>
<b>NET CHANGE IN FUND BALANCE</b>	<b>-2,417,229.97</b>	<b>-3,784,931.27</b>		<b>-1,016,805.10</b>		<b>-2,694,902.13</b>		<b>0.00</b>	<b>-25,724,550.00</b>	<b>-23,029,647.87</b>



**FUND DEPT 2932-932 : INDOOR CLIMATE RESOURCES AGENCY - INDOOR CLIMATE RESOURCES AGENCY**

7/15/2024 8:22:30 AM

**PERIOD ENDING 6/30/2024**

	ACTUAL LAST YEAR			ACTUAL THIS YEAR				ENCUMBRANCE	BUDGET	UNENCUMBERED BALANCE
	CURRENT MONTH	YEAR TO DATE	%	CURRENT MONTH	%	YEAR TO DATE	%			
<b>REVENUES</b>										
<b>TOTAL REVENUES</b>	<i>0.00</i>	<i>0.00</i>	<i>0</i>	<i>0.00</i>	<i>0</i>	<i>0.00</i>	<i>0</i>	<i>0.00</i>	<i>0.00</i>	<i>0.00</i>
<b>EXPENDITURES</b>										
<b>TOTAL EXPENDITURES</b>	<i>0.00</i>	<i>0.00</i>	<i>0</i>	<i>0.00</i>	<i>0</i>	<i>0.00</i>	<i>0</i>	<i>0.00</i>	<i>0.00</i>	<i>0.00</i>
<b>NET CHANGE IN FUND BALANCE</b>	<i>0.00</i>	<i>0.00</i>		<i>0.00</i>		<i>0.00</i>		<i>0.00</i>	<i>0.00</i>	<i>0.00</i>



FUND DEPT 3105-010 : CAPITAL ASSET REPLCMT FND - COUNTY BOARD

7/15/2024 8:22:30 AM

PERIOD ENDING 6/30/2024

	ACTUAL LAST YEAR			ACTUAL THIS YEAR				ENCUMBRANCE	BUDGET	UNENCUMBERED BALANCE
	CURRENT MONTH	YEAR TO DATE	%	CURRENT MONTH	%	YEAR TO DATE	%			
<b>REVENUES</b>										
4008 INVESTMENT EARNINGS	19,927.11	188,338.52	628	22,389.22	75	102,721.94	342	0.00	30,000.00	-72,721.94
<b>TOTAL REVENUES</b>	<b>19,927.11</b>	<b>188,338.52</b>	<b>628</b>	<b>22,389.22</b>	<b>75</b>	<b>102,721.94</b>	<b>342</b>	<b>0.00</b>	<b>30,000.00</b>	<b>-72,721.94</b>
<b>EXPENDITURES</b>										
5010 COMMODITIES	0.00	0.00	0	0.00	0	0.00	0	0.00	5,196.00	5,196.00
5020 SERVICES	40,691.75	255,534.34	20	16,701.32	2	275,287.18	32	0.00	853,825.00	578,537.82
<b>TOTAL EXPENDITURES</b>	<b>40,691.75</b>	<b>255,534.34</b>	<b>20</b>	<b>16,701.32</b>	<b>2</b>	<b>275,287.18</b>	<b>32</b>	<b>0.00</b>	<b>859,021.00</b>	<b>583,733.82</b>
<b>OTHER FINANCING SOURCES (USES)</b>										
<b>TOTAL OTHER FINANCING SOURCES (USES)</b>	<b>0.00</b>	<b>0.00</b>		<b>0.00</b>		<b>0.00</b>		<b>0.00</b>	<b>0.00</b>	<b>0.00</b>
<b>NET CHANGE IN FUND BALANCE</b>	<b>-20,764.64</b>	<b>-67,195.82</b>		<b>5,687.90</b>		<b>-172,565.24</b>		<b>0.00</b>	<b>-829,021.00</b>	<b>-656,455.76</b>




FUND DEPT 3105-016 : CAPITAL ASSET REPLCMT FND - ADMINISTRATIVE SERVICES

7/15/2024 8:22:30 AM

PERIOD ENDING 6/30/2024

	ACTUAL LAST YEAR			ACTUAL THIS YEAR				ENCUMBRANCE	BUDGET	UNENCUMBERED BALANCE
	CURRENT MONTH	YEAR TO DATE	%	CURRENT MONTH	%	YEAR TO DATE	%			
<b>REVENUES</b>										
<b>TOTAL REVENUES</b>	<b>0.00</b>	<b>0.00</b>	<b>0</b>	<b>0.00</b>	<b>0</b>	<b>0.00</b>	<b>0</b>	<b>0.00</b>	<b>0.00</b>	<b>0.00</b>
<b>EXPENDITURES</b>										
5010 COMMODITIES	0.00	0.00	0	0.00	0	0.00	0	0.00	19,957.00	19,957.00
5020 SERVICES	0.00	0.00	0	0.00	0	0.00	0	0.00	65,000.00	65,000.00
8000 CAPITAL OUTLAY	0.00	0.00	0	0.00	0	0.00	0	0.00	15,442.00	15,442.00
<b>TOTAL EXPENDITURES</b>	<b>0.00</b>	<b>0.00</b>	<b>0</b>	<b>0.00</b>	<b>0</b>	<b>0.00</b>	<b>0</b>	<b>0.00</b>	<b>100,399.00</b>	<b>100,399.00</b>
<b>OTHER FINANCING SOURCES (USES)</b>										
6001 OTHER FINANCING SOURCES	0.00	0.00	0	0.00	0	0.00	0	0.00	44,924.00	44,924.00
<b>TOTAL OTHER FINANCING SOURCES (USES)</b>	<b>0.00</b>	<b>0.00</b>		<b>0.00</b>		<b>0.00</b>		<b>0.00</b>	<b>44,924.00</b>	<b>44,924.00</b>
<b>NET CHANGE IN FUND BALANCE</b>	<b>0.00</b>	<b>0.00</b>		<b>0.00</b>		<b>0.00</b>		<b>0.00</b>	<b>-55,475.00</b>	<b>-55,475.00</b>



FUND DEPT 3105-020 : CAPITAL ASSET REPLCMT FND - AUDITOR

7/15/2024 8:22:30 AM

PERIOD ENDING 6/30/2024

	ACTUAL LAST YEAR			ACTUAL THIS YEAR				ENCUMBRANCE	BUDGET	UNENCUMBERED BALANCE
	CURRENT MONTH	YEAR TO DATE	%	CURRENT MONTH	%	YEAR TO DATE	%			
<b>EXPENDITURES</b>										
<b>TOTAL EXPENDITURES</b>	<i>0.00</i>	<i>0.00</i>	<i>0</i>	<i>0.00</i>	<i>0</i>	<i>0.00</i>	<i>0</i>	<i>0.00</i>	<i>0.00</i>	<i>0.00</i>
<b>OTHER FINANCING SOURCES (USES)</b>										
6001 OTHER FINANCING SOURCES	0.00	0.00	0	0.00	0	0.00	0	0.00	2,160.00	2,160.00
<b>TOTAL OTHER FINANCING SOURCES (USES)</b>	<i>0.00</i>	<i>0.00</i>		<i>0.00</i>		<i>0.00</i>		<i>0.00</i>	<i>2,160.00</i>	<i>2,160.00</i>
<b>NET CHANGE IN FUND BALANCE</b>	<b>0.00</b>	<b>0.00</b>		<b>0.00</b>		<b>0.00</b>		<b>0.00</b>	<b>2,160.00</b>	<b>2,160.00</b>




FUND DEPT 3105-021 : CAPITAL ASSET REPLCMT FND - BOARD OF REVIEW

7/15/2024 8:22:30 AM

PERIOD ENDING 6/30/2024

	ACTUAL LAST YEAR			ACTUAL THIS YEAR				ENCUMBRANCE	BUDGET	UNENCUMBERED BALANCE
	CURRENT MONTH	YEAR TO DATE	%	CURRENT MONTH	%	YEAR TO DATE	%			
<b>EXPENDITURES</b>										
<b>TOTAL EXPENDITURES</b>	<b>0.00</b>	<b>0.00</b>	<b>0</b>	<b>0.00</b>	<b>0</b>	<b>0.00</b>	<b>0</b>	<b>0.00</b>	<b>0.00</b>	<b>0.00</b>
<b>OTHER FINANCING SOURCES (USES)</b>										
6001 OTHER FINANCING SOURCES	0.00	0.00	0	0.00	0	0.00	0	0.00	2,025.00	2,025.00
<b>TOTAL OTHER FINANCING SOURCES (USES)</b>	<b>0.00</b>	<b>0.00</b>		<b>0.00</b>		<b>0.00</b>		<b>0.00</b>	<b>2,025.00</b>	<b>2,025.00</b>
<b>NET CHANGE IN FUND BALANCE</b>	<b>0.00</b>	<b>0.00</b>		<b>0.00</b>		<b>0.00</b>		<b>0.00</b>	<b>2,025.00</b>	<b>2,025.00</b>



FUND DEPT 3105-022 : CAPITAL ASSET REPLCMT FND - COUNTY CLERK

7/15/2024 8:22:30 AM

PERIOD ENDING 6/30/2024

	ACTUAL LAST YEAR			ACTUAL THIS YEAR				ENCUMBRANCE	BUDGET	UNENCUMBERED BALANCE
	CURRENT MONTH	YEAR TO DATE	%	CURRENT MONTH	%	YEAR TO DATE	%			
<b>EXPENDITURES</b>										
<b>TOTAL EXPENDITURES</b>	<b>0.00</b>	<b>0.00</b>	<b>0</b>	<b>0.00</b>	<b>0</b>	<b>0.00</b>	<b>0</b>	<b>0.00</b>	<b>0.00</b>	<b>0.00</b>
<b>OTHER FINANCING SOURCES (USES)</b>										
6001 OTHER FINANCING SOURCES	0.00	0.00	0	0.00	0	0.00	0	0.00	12,500.00	12,500.00
<b>TOTAL OTHER FINANCING SOURCES (USES)</b>	<b>0.00</b>	<b>0.00</b>		<b>0.00</b>		<b>0.00</b>		<b>0.00</b>	<b>12,500.00</b>	<b>12,500.00</b>
<b>NET CHANGE IN FUND BALANCE</b>	<b>0.00</b>	<b>0.00</b>		<b>0.00</b>		<b>0.00</b>		<b>0.00</b>	<b>12,500.00</b>	<b>12,500.00</b>





FUND DEPT 3105-025 : CAPITAL ASSET REPLCMT FND - SUPERVISOR OF ASSESSMENT

7/15/2024 8:22:30 AM

PERIOD ENDING 6/30/2024

	ACTUAL LAST YEAR			ACTUAL THIS YEAR				ENCUMBRANCE	BUDGET	UNENCUMBERED BALANCE
	CURRENT MONTH	YEAR TO DATE	%	CURRENT MONTH	%	YEAR TO DATE	%			
<b>EXPENDITURES</b>										
5010 COMMODITIES	0.00	0.00	0	0.00	0	0.00	0	0.00	1,950.00	1,950.00
5020 SERVICES	0.00	5,852.21	98	0.00	0	22,604.17	100	0.00	22,605.00	0.83
<b>TOTAL EXPENDITURES</b>	<b>0.00</b>	<b>5,852.21</b>	<b>42</b>	<b>0.00</b>	<b>0</b>	<b>22,604.17</b>	<b>92</b>	<b>0.00</b>	<b>24,555.00</b>	<b>1,950.83</b>
<b>OTHER FINANCING SOURCES (USES)</b>										
6001 OTHER FINANCING SOURCES	0.00	0.00	0	0.00	0	0.00	0	0.00	27,048.00	27,048.00
<b>TOTAL OTHER FINANCING SOURCES (USES)</b>	<b>0.00</b>	<b>0.00</b>		<b>0.00</b>		<b>0.00</b>		<b>0.00</b>	<b>27,048.00</b>	<b>27,048.00</b>
<b>NET CHANGE IN FUND BALANCE</b>	<b>0.00</b>	<b>-5,852.21</b>		<b>0.00</b>		<b>-22,604.17</b>		<b>0.00</b>	<b>2,493.00</b>	<b>25,097.17</b>




**FUND DEPT 3105-026 : CAPITAL ASSET REPLCMT FND - COUNTY TREASURER**

7/15/2024 8:22:30 AM

**PERIOD ENDING 6/30/2024**

	ACTUAL LAST YEAR			ACTUAL THIS YEAR				ENCUMBRANCE	BUDGET	UNENCUMBERED BALANCE
	CURRENT MONTH	YEAR TO DATE	%	CURRENT MONTH	%	YEAR TO DATE	%			
<b>EXPENDITURES</b>										
5010 COMMODITIES	0.00	0.00	0	0.00	0	0.00	0	0.00	2,992.00	2,992.00
<b>TOTAL EXPENDITURES</b>	<b>0.00</b>	<b>0.00</b>	<b>0</b>	<b>0.00</b>	<b>0</b>	<b>0.00</b>	<b>0</b>	<b>0.00</b>	<b>2,992.00</b>	<b>2,992.00</b>
<b>OTHER FINANCING SOURCES (USES)</b>										
<b>TOTAL OTHER FINANCING SOURCES (USES)</b>	<b>0.00</b>	<b>0.00</b>		<b>0.00</b>		<b>0.00</b>		<b>0.00</b>	<b>0.00</b>	<b>0.00</b>
<b>NET CHANGE IN FUND BALANCE</b>	<b>0.00</b>	<b>0.00</b>		<b>0.00</b>		<b>0.00</b>		<b>0.00</b>	<b>-2,992.00</b>	<b>-2,992.00</b>




FUND DEPT 3105-028 : CAPITAL ASSET REPLCMT FND - INFORMATION TECHNOLOGY (IT)

7/15/2024 8:22:30 AM

PERIOD ENDING 6/30/2024

	ACTUAL LAST YEAR			ACTUAL THIS YEAR				ENCUMBRANCE	BUDGET	UNENCUMBERED BALANCE
	CURRENT MONTH	YEAR TO DATE	%	CURRENT MONTH	%	YEAR TO DATE	%			
<b>REVENUES</b>										
4009 MISCELLANEOUS REVENUES	0.00	35,205.31	0	0.00	0	0.00	0	0.00	0.00	0.00
<b>TOTAL REVENUES</b>	<b>0.00</b>	<b>35,205.31</b>	<b>0</b>	<b>0.00</b>	<b>0</b>	<b>0.00</b>	<b>0</b>	<b>0.00</b>	<b>0.00</b>	<b>0.00</b>
<b>EXPENDITURES</b>										
5010 COMMODITIES	0.00	0.00	0	0.00	0	0.00	0	0.00	5,460.00	5,460.00
5020 SERVICES	6,325.00	487,121.26	57	26,745.00	3	529,711.19	56	0.00	939,294.00	409,582.81
8000 CAPITAL OUTLAY	0.00	0.00	0	36,836.54	12	76,940.50	26	0.00	297,571.96	220,631.46
<b>TOTAL EXPENDITURES</b>	<b>6,325.00</b>	<b>487,121.26</b>	<b>28</b>	<b>63,581.54</b>	<b>5</b>	<b>606,651.69</b>	<b>49</b>	<b>0.00</b>	<b>1,242,325.96</b>	<b>635,674.27</b>
<b>OTHER FINANCING SOURCES (USES)</b>										
6001 OTHER FINANCING SOURCES	0.00	0.00	0	0.00	0	0.00	0	0.00	734,418.00	734,418.00
<b>TOTAL OTHER FINANCING SOURCES (USES)</b>	<b>0.00</b>	<b>0.00</b>		<b>0.00</b>		<b>0.00</b>		<b>0.00</b>	<b>734,418.00</b>	<b>734,418.00</b>
<b>NET CHANGE IN FUND BALANCE</b>	<b>-6,325.00</b>	<b>-451,915.95</b>		<b>-63,581.54</b>		<b>-606,651.69</b>		<b>0.00</b>	<b>-507,907.96</b>	<b>98,743.73</b>



FUND DEPT 3105-036 : CAPITAL ASSET REPLCMT FND - PUBLIC DEFENDER

7/15/2024 8:22:30 AM

PERIOD ENDING 6/30/2024

	ACTUAL LAST YEAR			ACTUAL THIS YEAR				ENCUMBRANCE	BUDGET	UNENCUMBERED BALANCE
	CURRENT MONTH	YEAR TO DATE	%	CURRENT MONTH	%	YEAR TO DATE	%			
<b>EXPENDITURES</b>										
5010 COMMODITIES	0.00	0.00	0	0.00	0	0.00	0	0.00	2,400.00	2,400.00
5020 SERVICES	0.00	0.00	0	0.00	0	0.00	0	0.00	1,035.00	1,035.00
8000 CAPITAL OUTLAY	0.00	0.00	0	0.00	0	27,042.00	90	0.00	30,000.00	2,958.00
<b>TOTAL EXPENDITURES</b>	<b>0.00</b>	<b>0.00</b>	<b>0</b>	<b>0.00</b>	<b>0</b>	<b>27,042.00</b>	<b>81</b>	<b>0.00</b>	<b>33,435.00</b>	<b>6,393.00</b>
<b>OTHER FINANCING SOURCES (USES)</b>										
6001 OTHER FINANCING SOURCES	0.00	0.00	0	0.00	0	0.00	0	0.00	45,993.00	45,993.00
<b>TOTAL OTHER FINANCING SOURCES (USES)</b>	<b>0.00</b>	<b>0.00</b>		<b>0.00</b>		<b>0.00</b>		<b>0.00</b>	<b>45,993.00</b>	<b>45,993.00</b>
<b>NET CHANGE IN FUND BALANCE</b>	<b>0.00</b>	<b>0.00</b>		<b>0.00</b>		<b>-27,042.00</b>		<b>0.00</b>	<b>12,558.00</b>	<b>39,600.00</b>




**FUND DEPT 3105-040 : CAPITAL ASSET REPLCMT FND - SHERIFF**

7/15/2024 8:22:30 AM

**PERIOD ENDING 6/30/2024**

	ACTUAL LAST YEAR			ACTUAL THIS YEAR				ENCUMBRANCE	BUDGET	UNENCUMBERED BALANCE
	CURRENT MONTH	YEAR TO DATE	%	CURRENT MONTH	%	YEAR TO DATE	%			
<b>EXPENDITURES</b>										
5010 COMMODITIES	0.00	4,010.04	14	4,294.15	15	10,910.15	39	0.00	28,160.00	17,249.85
5020 SERVICES	8,520.00	25,560.00	75	0.00	0	35,102.40	98	0.00	36,000.00	897.60
<b>TOTAL EXPENDITURES</b>	<b>8,520.00</b>	<b>29,570.04</b>	<b>47</b>	<b>4,294.15</b>	<b>7</b>	<b>46,012.55</b>	<b>72</b>	<b>0.00</b>	<b>64,160.00</b>	<b>18,147.45</b>
<b>OTHER FINANCING SOURCES (USES)</b>										
6001 OTHER FINANCING SOURCES	0.00	0.00	0	0.00	0	0.00	0	0.00	254,738.00	254,738.00
<b>TOTAL OTHER FINANCING SOURCES (USES)</b>	<b>0.00</b>	<b>0.00</b>		<b>0.00</b>		<b>0.00</b>		<b>0.00</b>	<b>254,738.00</b>	<b>254,738.00</b>
<b>NET CHANGE IN FUND BALANCE</b>	<b>-8,520.00</b>	<b>-29,570.04</b>		<b>-4,294.15</b>		<b>-46,012.55</b>		<b>0.00</b>	<b>190,578.00</b>	<b>236,590.55</b>



PERIOD ENDING 6/30/2024

	ACTUAL LAST YEAR			ACTUAL THIS YEAR				ENCUMBRANCE	BUDGET	UNENCUMBERED BALANCE
	CURRENT MONTH	YEAR TO DATE	%	CURRENT MONTH	%	YEAR TO DATE	%			
<b>EXPENDITURES</b>										
5010 COMMODITIES	0.00	0.00	0	0.00	0	0.00	0	0.00	7,750.00	7,750.00
<b>TOTAL EXPENDITURES</b>	<b>0.00</b>	<b>0.00</b>	<b>0</b>	<b>0.00</b>	<b>0</b>	<b>0.00</b>	<b>0</b>	<b>0.00</b>	<b>7,750.00</b>	<b>7,750.00</b>
<b>OTHER FINANCING SOURCES (USES)</b>										
6001 OTHER FINANCING SOURCES	0.00	0.00	0	0.00	0	0.00	0	0.00	25,970.00	25,970.00
<b>TOTAL OTHER FINANCING SOURCES (USES)</b>	<b>0.00</b>	<b>0.00</b>		<b>0.00</b>		<b>0.00</b>		<b>0.00</b>	<b>25,970.00</b>	<b>25,970.00</b>
<b>NET CHANGE IN FUND BALANCE</b>	<b>0.00</b>	<b>0.00</b>		<b>0.00</b>		<b>0.00</b>		<b>0.00</b>	<b>18,220.00</b>	<b>18,220.00</b>




FUND DEPT 3105-042 : CAPITAL ASSET REPLCMT FND - CORONER

7/15/2024 8:22:30 AM

PERIOD ENDING 6/30/2024


	ACTUAL LAST YEAR			ACTUAL THIS YEAR				ENCUMBRANCE	BUDGET	UNENCUMBERED BALANCE
	CURRENT MONTH	YEAR TO DATE	%	CURRENT MONTH	%	YEAR TO DATE	%			
<b>EXPENDITURES</b>										
5010 COMMODITIES	0.00	0.00	0	0.00	0	0.00	0	0.00	14,210.00	14,210.00
<b>TOTAL EXPENDITURES</b>	<b>0.00</b>	<b>0.00</b>	<b>0</b>	<b>0.00</b>	<b>0</b>	<b>0.00</b>	<b>0</b>	<b>0.00</b>	<b>14,210.00</b>	<b>14,210.00</b>
<b>OTHER FINANCING SOURCES (USES)</b>										
<b>TOTAL OTHER FINANCING SOURCES (USES)</b>	<b>0.00</b>	<b>0.00</b>		<b>0.00</b>		<b>0.00</b>		<b>0.00</b>	<b>0.00</b>	<b>0.00</b>
<b>NET CHANGE IN FUND BALANCE</b>	<b>0.00</b>	<b>0.00</b>		<b>0.00</b>		<b>0.00</b>		<b>0.00</b>	<b>-14,210.00</b>	<b>-14,210.00</b>



PERIOD ENDING 6/30/2024

	ACTUAL LAST YEAR			ACTUAL THIS YEAR				ENCUMBRANCE	BUDGET	UNENCUMBERED BALANCE
	CURRENT MONTH	YEAR TO DATE	%	CURRENT MONTH	%	YEAR TO DATE	%			
<b>EXPENDITURES</b>										
5010 COMMODITIES	0.00	0.00	0	0.00	0	0.00	0	0.00	49,200.00	49,200.00
8000 CAPITAL OUTLAY	0.00	0.00	0	0.00	0	0.00	0	0.00	71,000.00	71,000.00
<b>TOTAL EXPENDITURES</b>	<b>0.00</b>	<b>0.00</b>	<b>0</b>	<b>0.00</b>	<b>0</b>	<b>0.00</b>	<b>0</b>	<b>0.00</b>	<b>120,200.00</b>	<b>120,200.00</b>
<b>OTHER FINANCING SOURCES (USES)</b>										
6001 OTHER FINANCING SOURCES	0.00	0.00	0	0.00	0	0.00	0	0.00	2,840.00	2,840.00
<b>TOTAL OTHER FINANCING SOURCES (USES)</b>	<b>0.00</b>	<b>0.00</b>		<b>0.00</b>		<b>0.00</b>		<b>0.00</b>	<b>2,840.00</b>	<b>2,840.00</b>
<b>NET CHANGE IN FUND BALANCE</b>	<b>0.00</b>	<b>0.00</b>		<b>0.00</b>		<b>0.00</b>		<b>0.00</b>	<b>-117,360.00</b>	<b>-117,360.00</b>






FUND DEPT 3105-051 : CAPITAL ASSET REPLCMT FND - JUVENILE DETENTION CENTER

7/15/2024 8:22:30 AM

PERIOD ENDING 6/30/2024

	ACTUAL LAST YEAR			ACTUAL THIS YEAR				ENCUMBRANCE	BUDGET	UNENCUMBERED BALANCE
	CURRENT MONTH	YEAR TO DATE	%	CURRENT MONTH	%	YEAR TO DATE	%			
<b>EXPENDITURES</b>										
5010 COMMODITIES	0.00	0.00	0	0.00	0	0.00	0	0.00	13,615.00	13,615.00
5020 SERVICES	0.00	3,995.00	57	0.00	0	3,995.00	26	0.00	15,501.00	11,506.00
8000 CAPITAL OUTLAY	0.00	6,052.61	9	0.00	0	0.00	0	0.00	54,500.00	54,500.00
<b>TOTAL EXPENDITURES</b>	<b>0.00</b>	<b>10,047.61</b>	<b>12</b>	<b>0.00</b>	<b>0</b>	<b>3,995.00</b>	<b>5</b>	<b>0.00</b>	<b>83,616.00</b>	<b>79,621.00</b>
<b>OTHER FINANCING SOURCES (USES)</b>										
6001 OTHER FINANCING SOURCES	0.00	0.00	0	0.00	0	0.00	0	0.00	72,010.00	72,010.00
<b>TOTAL OTHER FINANCING SOURCES (USES)</b>	<b>0.00</b>	<b>0.00</b>		<b>0.00</b>		<b>0.00</b>		<b>0.00</b>	<b>72,010.00</b>	<b>72,010.00</b>
<b>NET CHANGE IN FUND BALANCE</b>	<b>0.00</b>	<b>-10,047.61</b>		<b>0.00</b>		<b>-3,995.00</b>		<b>0.00</b>	<b>-11,606.00</b>	<b>-7,611.00</b>



**FUND DEPT 3105-052 : CAPITAL ASSET REPLCMT FND - COURT SERVICES -PROBATION**

7/15/2024 8:22:30 AM

**PERIOD ENDING 6/30/2024**

	ACTUAL LAST YEAR			ACTUAL THIS YEAR				ENCUMBRANCE	BUDGET	UNENCUMBERED BALANCE
	CURRENT MONTH	YEAR TO DATE	%	CURRENT MONTH	%	YEAR TO DATE	%			
<b>EXPENDITURES</b>										
5010 COMMODITIES	0.00	12,950.00	16	0.00	0	0.00	0	0.00	14,575.00	14,575.00
<b>TOTAL EXPENDITURES</b>	<b>0.00</b>	<b>12,950.00</b>	<b>14</b>	<b>0.00</b>	<b>0</b>	<b>0.00</b>	<b>0</b>	<b>0.00</b>	<b>14,575.00</b>	<b>14,575.00</b>
<b>OTHER FINANCING SOURCES (USES)</b>										
6001 OTHER FINANCING SOURCES	0.00	0.00	0	0.00	0	0.00	0	0.00	3,572.00	3,572.00
<b>TOTAL OTHER FINANCING SOURCES (USES)</b>	<b>0.00</b>	<b>0.00</b>		<b>0.00</b>		<b>0.00</b>		<b>0.00</b>	<b>3,572.00</b>	<b>3,572.00</b>
<b>NET CHANGE IN FUND BALANCE</b>	<b>0.00</b>	<b>-12,950.00</b>		<b>0.00</b>		<b>0.00</b>		<b>0.00</b>	<b>-11,003.00</b>	<b>-11,003.00</b>




**FUND DEPT 3105-059 : CAPITAL ASSET REPLCMT FND - FACILITIES PLANNING**

7/15/2024 8:22:30 AM


**PERIOD ENDING 6/30/2024**

	ACTUAL LAST YEAR			ACTUAL THIS YEAR				ENCUMBRANCE	BUDGET	UNENCUMBERED BALANCE
	CURRENT MONTH	YEAR TO DATE	%	CURRENT MONTH	%	YEAR TO DATE	%			
<b>REVENUES</b>										
4008 INVESTMENT EARNINGS	100,632.41	388,801.19	0	20,907.89	0	359,184.43	0	0.00	0.00	-359,184.43
4009 MISCELLANEOUS REVENUES	0.00	130,995.62	0	0.00	0	0.00	0	0.00	0.00	0.00
<b>TOTAL REVENUES</b>	<b>100,632.41</b>	<b>519,796.81</b>	<b>0</b>	<b>20,907.89</b>	<b>0</b>	<b>359,184.43</b>	<b>0</b>	<b>0.00</b>	<b>0.00</b>	<b>-359,184.43</b>
<b>EXPENDITURES</b>										
5020 SERVICES	0.00	7,251.96	2	11,992.57	12	15,941.32	16	0.00	100,000.00	84,058.68
8000 CAPITAL OUTLAY	3,312,992.98	8,179,702.56	17	2,422,155.11	10	12,224,981.21	49	49,000.00	24,737,259.00	12,463,277.79
<b>TOTAL EXPENDITURES</b>	<b>3,312,992.98</b>	<b>8,186,954.52</b>	<b>17</b>	<b>2,434,147.68</b>	<b>10</b>	<b>12,240,922.53</b>	<b>49</b>	<b>49,000.00</b>	<b>24,837,259.00</b>	<b>12,547,336.47</b>
<b>OTHER FINANCING SOURCES (USES)</b>										
6001 OTHER FINANCING SOURCES	0.00	0.00	0	0.00	0	0.00	0	0.00	8,533,357.00	8,533,357.00
<b>TOTAL OTHER FINANCING SOURCES (USES)</b>	<b>0.00</b>	<b>0.00</b>		<b>0.00</b>		<b>0.00</b>		<b>0.00</b>	<b>8,533,357.00</b>	<b>8,533,357.00</b>
<b>NET CHANGE IN FUND BALANCE</b>	<b>-3,212,360.57</b>	<b>-7,667,157.71</b>		<b>-2,413,239.79</b>		<b>-11,881,738.10</b>		<b>-49,000.00</b>	<b>-16,303,902.00</b>	<b>-4,373,163.90</b>



PERIOD ENDING 6/30/2024

	ACTUAL LAST YEAR			ACTUAL THIS YEAR				ENCUMBRANCE	BUDGET	UNENCUMBERED BALANCE
	CURRENT MONTH	YEAR TO DATE	%	CURRENT MONTH	%	YEAR TO DATE	%			
<b>EXPENDITURES</b>										
5010 COMMODITIES	0.00	0.00	0	0.00	0	2,150.15	8	0.00	25,600.00	23,449.85
8000 CAPITAL OUTLAY	0.00	0.00	0	5,809.75	2	176,586.82	59	0.00	299,678.00	123,091.18
<b>TOTAL EXPENDITURES</b>	<b>0.00</b>	<b>0.00</b>	<b>0</b>	<b>5,809.75</b>	<b>2</b>	<b>178,736.97</b>	<b>55</b>	<b>0.00</b>	<b>325,278.00</b>	<b>146,541.03</b>
<b>OTHER FINANCING SOURCES (USES)</b>										
6001 OTHER FINANCING SOURCES	0.00	0.00	0	0.00	0	0.00	0	0.00	141,463.00	141,463.00
<b>TOTAL OTHER FINANCING SOURCES (USES)</b>	<b>0.00</b>	<b>0.00</b>		<b>0.00</b>		<b>0.00</b>		<b>0.00</b>	<b>141,463.00</b>	<b>141,463.00</b>
<b>NET CHANGE IN FUND BALANCE</b>	<b>0.00</b>	<b>0.00</b>		<b>-5,809.75</b>		<b>-178,736.97</b>		<b>0.00</b>	<b>-183,815.00</b>	<b>-5,078.03</b>




**FUND DEPT 3105-075 : CAPITAL ASSET REPLCMT FND - GENERAL COUNTY**

7/15/2024 8:22:30 AM

**PERIOD ENDING 6/30/2024**

	ACTUAL LAST YEAR			ACTUAL THIS YEAR				ENCUMBRANCE	BUDGET	UNENCUMBERED BALANCE
	CURRENT MONTH	YEAR TO DATE	%	CURRENT MONTH	%	YEAR TO DATE	%			
<b>OTHER FINANCING SOURCES (USES)</b>										
<b>TOTAL OTHER FINANCING SOURCES (USES)</b>	<i>0.00</i>	<i>0.00</i>		<i>0.00</i>		<i>0.00</i>		<i>0.00</i>	<i>0.00</i>	<i>0.00</i>
<b>NET CHANGE IN FUND BALANCE</b>	<b>0.00</b>	<b>0.00</b>		<b>0.00</b>		<b>0.00</b>		<b>0.00</b>	<b>0.00</b>	<b>0.00</b>



**FUND DEPT 3105-077 : CAPITAL ASSET REPLCMT FND - ZONING AND ENFORCE (P&Z)**

7/15/2024 8:22:30 AM

**PERIOD ENDING 6/30/2024**

	ACTUAL LAST YEAR			ACTUAL THIS YEAR				ENCUMBRANCE	BUDGET	UNENCUMBERED BALANCE
	CURRENT MONTH	YEAR TO DATE	%	CURRENT MONTH	%	YEAR TO DATE	%			
<b>EXPENDITURES</b>										
5010 COMMODITIES	0.00	0.00	0	0.00	0	0.00	0	0.00	1,350.00	1,350.00
5020 SERVICES	0.00	0.00	0	0.00	0	0.00	0	0.00	56,293.00	56,293.00
<b>TOTAL EXPENDITURES</b>	<b>0.00</b>	<b>0.00</b>	<b>0</b>	<b>0.00</b>	<b>0</b>	<b>0.00</b>	<b>0</b>	<b>0.00</b>	<b>57,643.00</b>	<b>57,643.00</b>
<b>OTHER FINANCING SOURCES (USES)</b>										
6001 OTHER FINANCING SOURCES	0.00	0.00	0	0.00	0	0.00	0	0.00	28,784.00	28,784.00
<b>TOTAL OTHER FINANCING SOURCES (USES)</b>	<b>0.00</b>	<b>0.00</b>		<b>0.00</b>		<b>0.00</b>		<b>0.00</b>	<b>28,784.00</b>	<b>28,784.00</b>
<b>NET CHANGE IN FUND BALANCE</b>	<b>0.00</b>	<b>0.00</b>		<b>0.00</b>		<b>0.00</b>		<b>0.00</b>	<b>-28,859.00</b>	<b>-28,859.00</b>




**FUND DEPT 3105-140 : CAPITAL ASSET REPLCMT FND - CORRECTIONAL CENTER**

7/15/2024 8:22:30 AM

**PERIOD ENDING 6/30/2024**

	ACTUAL LAST YEAR			ACTUAL THIS YEAR				ENCUMBRANCE	BUDGET	UNENCUMBERED BALANCE
	CURRENT MONTH	YEAR TO DATE	%	CURRENT MONTH	%	YEAR TO DATE	%			
<b>EXPENDITURES</b>										
5010 COMMODITIES	0.00	0.00	0	0.00	0	0.00	0	0.00	23,468.00	23,468.00
5020 SERVICES	26,328.50	79,323.50	53	0.00	0	108,473.42	78	0.00	138,361.00	29,887.58
8000 CAPITAL OUTLAY	0.00	0.00	0	0.00	0	0.00	0	0.00	296,634.00	296,634.00
<b>TOTAL EXPENDITURES</b>	<b>26,328.50</b>	<b>79,323.50</b>	<b>20</b>	<b>0.00</b>	<b>0</b>	<b>108,473.42</b>	<b>24</b>	<b>0.00</b>	<b>458,463.00</b>	<b>349,989.58</b>
<b>OTHER FINANCING SOURCES (USES)</b>										
6001 OTHER FINANCING SOURCES	0.00	0.00	0	0.00	0	0.00	0	0.00	205,582.00	205,582.00
<b>TOTAL OTHER FINANCING SOURCES (USES)</b>	<b>0.00</b>	<b>0.00</b>		<b>0.00</b>		<b>0.00</b>		<b>0.00</b>	<b>205,582.00</b>	<b>205,582.00</b>
<b>NET CHANGE IN FUND BALANCE</b>	<b>-26,328.50</b>	<b>-79,323.50</b>		<b>0.00</b>		<b>-108,473.42</b>		<b>0.00</b>	<b>-252,881.00</b>	<b>-144,407.58</b>




FUND DEPT 3303-010 : COURT COMPLEX CONSTR FUND - COUNTY BOARD

7/15/2024 8:22:30 AM

PERIOD ENDING 6/30/2024

	ACTUAL LAST YEAR			ACTUAL THIS YEAR				ENCUMBRANCE	BUDGET	UNENCUMBERED BALANCE
	CURRENT MONTH	YEAR TO DATE	%	CURRENT MONTH	%	YEAR TO DATE	%			
<b>REVENUES</b>										
4008 INVESTMENT EARNINGS	58.84	168.56	337	55.95	37	333.09	222	0.00	150.00	-183.09
<b>TOTAL REVENUES</b>	<b>58.84</b>	<b>168.56</b>	<b>337</b>	<b>55.95</b>	<b>37</b>	<b>333.09</b>	<b>222</b>	<b>0.00</b>	<b>150.00</b>	<b>-183.09</b>
<b>EXPENDITURES</b>										
5020 SERVICES	0.00	0.00	0	0.00	0	0.00	0	0.00	17,751.00	17,751.00
<b>TOTAL EXPENDITURES</b>	<b>0.00</b>	<b>0.00</b>	<b>0</b>	<b>0.00</b>	<b>0</b>	<b>0.00</b>	<b>0</b>	<b>0.00</b>	<b>17,751.00</b>	<b>17,751.00</b>
<b>OTHER FINANCING SOURCES (USES)</b>										
<b>TOTAL OTHER FINANCING SOURCES (USES)</b>	<b>0.00</b>	<b>0.00</b>		<b>0.00</b>		<b>0.00</b>		<b>0.00</b>	<b>0.00</b>	<b>0.00</b>
<b>NET CHANGE IN FUND BALANCE</b>	<b>58.84</b>	<b>168.56</b>		<b>55.95</b>		<b>333.09</b>		<b>0.00</b>	<b>-17,601.00</b>	<b>-17,934.09</b>






**FUND DEPT 4074-010 : 2003 NURS HM BOND DBT SRV - COUNTY BOARD**

7/15/2024 8:22:30 AM

**PERIOD ENDING 6/30/2024**

	ACTUAL LAST YEAR			ACTUAL THIS YEAR				ENCUMBRANCE	BUDGET	UNENCUMBERED BALANCE
	CURRENT MONTH	YEAR TO DATE	%	CURRENT MONTH	%	YEAR TO DATE	%			
<b>REVENUES</b>										
<b>TOTAL REVENUES</b>	0.00	0.00	0	0.00	0	0.00	0	0.00	0.00	0.00
<b>EXPENDITURES</b>										
<b>TOTAL EXPENDITURES</b>	0.00	0.00	0	0.00	0	0.00	0	0.00	0.00	0.00
<b>OTHER FINANCING SOURCES (USES)</b>										
<b>TOTAL OTHER FINANCING SOURCES (USES)</b>	0.00	0.00		0.00		0.00		0.00	0.00	0.00
<b>NET CHANGE IN FUND BALANCE</b>	0.00	0.00		0.00		0.00		0.00	0.00	0.00



**FUND DEPT 4350-010 : HWY FACIL BOND DEBT SERVICE - COUNTY BOARD**

7/15/2024 8:22:30 AM

**PERIOD ENDING 6/30/2024**

	ACTUAL LAST YEAR			ACTUAL THIS YEAR				ENCUMBRANCE	BUDGET	UNENCUMBERED BALANCE
	CURRENT MONTH	YEAR TO DATE	%	CURRENT MONTH	%	YEAR TO DATE	%			
<b>REVENUES</b>										
<b>TOTAL REVENUES</b>	0.00	0.00	0	0.00	0	0.00	0	0.00	0.00	0.00
<b>OTHER FINANCING SOURCES (USES)</b>										
<b>TOTAL OTHER FINANCING SOURCES (USES)</b>	0.00	0.00		0.00		0.00		0.00	0.00	0.00
<b>NET CHANGE IN FUND BALANCE</b>	0.00	0.00		0.00		0.00		0.00	0.00	0.00



**FUND DEPT 5081-075 : NURSING HOME - GENERAL COUNTY**

7/15/2024 8:22:30 AM

**PERIOD ENDING 6/30/2024**

	ACTUAL LAST YEAR			ACTUAL THIS YEAR				ENCUMBRANCE	BUDGET	UNENCUMBERED BALANCE
	CURRENT MONTH	YEAR TO DATE	%	CURRENT MONTH	%	YEAR TO DATE	%			
<b>OTHER FINANCING SOURCES (USES)</b>										
<b>TOTAL OTHER FINANCING SOURCES (USES)</b>	<i>0.00</i>	<i>0.00</i>		<i>0.00</i>		<i>0.00</i>		<i>0.00</i>	<i>0.00</i>	<i>0.00</i>
<b>NET CHANGE IN FUND BALANCE</b>	<b>0.00</b>	<b>0.00</b>		<b>0.00</b>		<b>0.00</b>		<b>0.00</b>	<b>0.00</b>	<b>0.00</b>



**FUND DEPT 5081-120 : NURSING HOME - EMPLOYEE GROUP INSURANCE**

7/15/2024 8:22:30 AM

**PERIOD ENDING 6/30/2024**

	ACTUAL LAST YEAR			ACTUAL THIS YEAR				ENCUMBRANCE	BUDGET	UNENCUMBERED BALANCE
	CURRENT MONTH	YEAR TO DATE	%	CURRENT MONTH	%	YEAR TO DATE	%			
<b>OTHER FINANCING SOURCES (USES)</b>										
<b>TOTAL OTHER FINANCING SOURCES (USES)</b>	<i>0.00</i>	<i>0.00</i>		<i>0.00</i>		<i>0.00</i>		<i>0.00</i>	<i>0.00</i>	<i>0.00</i>
<b>NET CHANGE IN FUND BALANCE</b>	<b>0.00</b>	<b>0.00</b>		<b>0.00</b>		<b>0.00</b>		<b>0.00</b>	<b>0.00</b>	<b>0.00</b>



FUND DEPT 5081-405 : NURSING HOME - NURSING HOME TRANSITION

7/15/2024 8:22:30 AM

PERIOD ENDING 6/30/2024

	ACTUAL LAST YEAR			ACTUAL THIS YEAR				ENCUMBRANCE	BUDGET	UNENCUMBERED BALANCE
	CURRENT MONTH	YEAR TO DATE	%	CURRENT MONTH	%	YEAR TO DATE	%			
<b>REVENUES</b>										
<i>TOTAL REVENUES</i>	<i>0.00</i>	<i>0.00</i>	<i>0</i>	<i>0.00</i>	<i>0</i>	<i>0.00</i>	<i>0</i>	<i>0.00</i>	<i>0.00</i>	<i>0.00</i>
<b>EXPENDITURES</b>										
<i>TOTAL EXPENDITURES</i>	<i>0.00</i>	<i>0.00</i>	<i>0</i>	<i>0.00</i>	<i>0</i>	<i>0.00</i>	<i>0</i>	<i>0.00</i>	<i>0.00</i>	<i>0.00</i>
<b>OTHER FINANCING SOURCES (USES)</b>										
<i>TOTAL OTHER FINANCING SOURCES (USES)</i>	<i>0.00</i>	<i>0.00</i>		<i>0.00</i>		<i>0.00</i>		<i>0.00</i>	<i>0.00</i>	<i>0.00</i>
<b>NET CHANGE IN FUND BALANCE</b>	<b>0.00</b>	<b>0.00</b>		<b>0.00</b>		<b>0.00</b>		<b>0.00</b>	<b>0.00</b>	<b>0.00</b>



FUND DEPT 5081-410 : NURSING HOME - ADMINISTRATIVE

7/15/2024 8:22:30 AM

PERIOD ENDING 6/30/2024

	ACTUAL LAST YEAR			ACTUAL THIS YEAR				ENCUMBRANCE	BUDGET	UNENCUMBERED BALANCE
	CURRENT MONTH	YEAR TO DATE	%	CURRENT MONTH	%	YEAR TO DATE	%			
<b>REVENUES</b>										
4008 INVESTMENT EARNINGS	405.98	2,233.30	558	263.44	105	1,862.66	745	0.00	250.00	-1,612.66
<b>TOTAL REVENUES</b>	<b>405.98</b>	<b>2,233.30</b>	<b>558</b>	<b>263.44</b>	<b>105</b>	<b>1,862.66</b>	<b>745</b>	<b>0.00</b>	<b>250.00</b>	<b>-1,612.66</b>
<b>EXPENDITURES</b>										
5020 SERVICES	12,523.95	44,892.05	27	7,359.50	6	28,047.55	25	0.00	114,057.00	86,009.45
<b>TOTAL EXPENDITURES</b>	<b>12,523.95</b>	<b>44,892.05</b>	<b>27</b>	<b>7,359.50</b>	<b>6</b>	<b>28,047.55</b>	<b>25</b>	<b>0.00</b>	<b>114,057.00</b>	<b>86,009.45</b>
<b>OTHER FINANCING SOURCES (USES)</b>										
<b>TOTAL OTHER FINANCING SOURCES (USES)</b>	<b>0.00</b>	<b>0.00</b>		<b>0.00</b>		<b>0.00</b>		<b>0.00</b>	<b>0.00</b>	<b>0.00</b>
<b>NET CHANGE IN FUND BALANCE</b>	<b>-12,117.97</b>	<b>-42,658.75</b>		<b>-7,096.06</b>		<b>-26,184.89</b>		<b>0.00</b>	<b>-113,807.00</b>	<b>-87,622.11</b>



**FUND DEPT 5081-415 : NURSING HOME - ENVIRONMENTAL SERVICES**

7/15/2024 8:22:30 AM

**PERIOD ENDING 6/30/2024**

	ACTUAL LAST YEAR			ACTUAL THIS YEAR				ENCUMBRANCE	BUDGET	UNENCUMBERED BALANCE
	CURRENT MONTH	YEAR TO DATE	%	CURRENT MONTH	%	YEAR TO DATE	%			
<b>EXPENDITURES</b>										
<b>TOTAL EXPENDITURES</b>	0.00	0.00	0	0.00	0	0.00	0	0.00	0.00	0.00
<b>NET CHANGE IN FUND BALANCE</b>	0.00	0.00		0.00		0.00		0.00	0.00	0.00



**FUND DEPT 5081-420 : NURSING HOME - LAUNDRY**

7/15/2024 8:22:30 AM

**PERIOD ENDING 6/30/2024**

	ACTUAL LAST YEAR			ACTUAL THIS YEAR				ENCUMBRANCE	BUDGET	UNENCUMBERED BALANCE
	CURRENT MONTH	YEAR TO DATE	%	CURRENT MONTH	%	YEAR TO DATE	%			
<b>EXPENDITURES</b>										
<b>TOTAL EXPENDITURES</b>	0.00	0.00	0	0.00	0	0.00	0	0.00	0.00	0.00
<b>NET CHANGE IN FUND BALANCE</b>	0.00	0.00		0.00		0.00		0.00	0.00	0.00





**FUND DEPT 5081-425 : NURSING HOME - MAINTENANCE**

7/15/2024 8:22:30 AM

**PERIOD ENDING 6/30/2024**

	ACTUAL LAST YEAR			ACTUAL THIS YEAR				ENCUMBRANCE	BUDGET	UNENCUMBERED BALANCE
	CURRENT MONTH	YEAR TO DATE	%	CURRENT MONTH	%	YEAR TO DATE	%			
<b>EXPENDITURES</b>										
<b>TOTAL EXPENDITURES</b>	0.00	0.00	0	0.00	0	0.00	0	0.00	0.00	0.00
<b>NET CHANGE IN FUND BALANCE</b>	0.00	0.00		0.00		0.00		0.00	0.00	0.00




**FUND DEPT 5081-430 : NURSING HOME - NURSING SERVICES**

7/15/2024 8:22:30 AM

**PERIOD ENDING 6/30/2024**

	ACTUAL LAST YEAR			ACTUAL THIS YEAR				ENCUMBRANCE	BUDGET	UNENCUMBERED BALANCE
	CURRENT MONTH	YEAR TO DATE	%	CURRENT MONTH	%	YEAR TO DATE	%			
<b>EXPENDITURES</b>										
<b>TOTAL EXPENDITURES</b>	0.00	0.00	0	0.00	0	0.00	0	0.00	0.00	0.00
<b>NET CHANGE IN FUND BALANCE</b>	0.00	0.00		0.00		0.00		0.00	0.00	0.00



**FUND DEPT 5081-440 : NURSING HOME - ACTIVITIES**

7/15/2024 8:22:30 AM

**PERIOD ENDING 6/30/2024**

	ACTUAL LAST YEAR			ACTUAL THIS YEAR				ENCUMBRANCE	BUDGET	UNENCUMBERED BALANCE
	CURRENT MONTH	YEAR TO DATE	%	CURRENT MONTH	%	YEAR TO DATE	%			
<b>EXPENDITURES</b>										
<b>TOTAL EXPENDITURES</b>	0.00	0.00	0	0.00	0	0.00	0	0.00	0.00	0.00
<b>NET CHANGE IN FUND BALANCE</b>	0.00	0.00		0.00		0.00		0.00	0.00	0.00




**FUND DEPT 5081-441 : NURSING HOME - SOCIAL SERVICES**

7/15/2024 8:22:30 AM

**PERIOD ENDING 6/30/2024**

	ACTUAL LAST YEAR			ACTUAL THIS YEAR				ENCUMBRANCE	BUDGET	UNENCUMBERED BALANCE
	CURRENT MONTH	YEAR TO DATE	%	CURRENT MONTH	%	YEAR TO DATE	%			
<b>EXPENDITURES</b>										
<b>TOTAL EXPENDITURES</b>	0.00	0.00	0	0.00	0	0.00	0	0.00	0.00	0.00
<b>NET CHANGE IN FUND BALANCE</b>	0.00	0.00		0.00		0.00		0.00	0.00	0.00




**FUND DEPT 5081-445 : NURSING HOME - PHYSICAL THERAPY**

7/15/2024 8:22:30 AM

**PERIOD ENDING 6/30/2024**

	ACTUAL LAST YEAR			ACTUAL THIS YEAR				ENCUMBRANCE	BUDGET	UNENCUMBERED BALANCE
	CURRENT MONTH	YEAR TO DATE	%	CURRENT MONTH	%	YEAR TO DATE	%			
<b>EXPENDITURES</b>										
<b>TOTAL EXPENDITURES</b>	0.00	0.00	0	0.00	0	0.00	0	0.00	0.00	0.00
<b>NET CHANGE IN FUND BALANCE</b>	0.00	0.00		0.00		0.00		0.00	0.00	0.00




**FUND DEPT 5081-446 : NURSING HOME - OCCUPATIONAL THERAPY**

7/15/2024 8:22:30 AM

**PERIOD ENDING 6/30/2024**

	ACTUAL LAST YEAR			ACTUAL THIS YEAR				ENCUMBRANCE	BUDGET	UNENCUMBERED BALANCE
	CURRENT MONTH	YEAR TO DATE	%	CURRENT MONTH	%	YEAR TO DATE	%			
<b>EXPENDITURES</b>										
<b>TOTAL EXPENDITURES</b>	0.00	0.00	0	0.00	0	0.00	0	0.00	0.00	0.00
<b>NET CHANGE IN FUND BALANCE</b>	0.00	0.00		0.00		0.00		0.00	0.00	0.00



**FUND DEPT 5081-447 : NURSING HOME - RESPIRATORY THERAPY**

7/15/2024 8:22:30 AM

**PERIOD ENDING 6/30/2024**

	ACTUAL LAST YEAR			ACTUAL THIS YEAR				ENCUMBRANCE	BUDGET	UNENCUMBERED BALANCE
	CURRENT MONTH	YEAR TO DATE	%	CURRENT MONTH	%	YEAR TO DATE	%			
<b>EXPENDITURES</b>										
<b>TOTAL EXPENDITURES</b>	0.00	0.00	0	0.00	0	0.00	0	0.00	0.00	0.00
<b>NET CHANGE IN FUND BALANCE</b>	0.00	0.00		0.00		0.00		0.00	0.00	0.00



**FUND DEPT 5081-448 : NURSING HOME - SPEECH THERAPY**

7/15/2024 8:22:30 AM

**PERIOD ENDING 6/30/2024**

	ACTUAL LAST YEAR			ACTUAL THIS YEAR				ENCUMBRANCE	BUDGET	UNENCUMBERED BALANCE
	CURRENT MONTH	YEAR TO DATE	%	CURRENT MONTH	%	YEAR TO DATE	%			
<b>EXPENDITURES</b>										
<b>TOTAL EXPENDITURES</b>	0.00	0.00	0	0.00	0	0.00	0	0.00	0.00	0.00
<b>NET CHANGE IN FUND BALANCE</b>	0.00	0.00		0.00		0.00		0.00	0.00	0.00






**FUND DEPT 5081-450 : NURSING HOME - DIETARY**

7/15/2024 8:22:30 AM

**PERIOD ENDING 6/30/2024**

	ACTUAL LAST YEAR			ACTUAL THIS YEAR				ENCUMBRANCE	BUDGET	UNENCUMBERED BALANCE
	CURRENT MONTH	YEAR TO DATE	%	CURRENT MONTH	%	YEAR TO DATE	%			
<b>EXPENDITURES</b>										
<b>TOTAL EXPENDITURES</b>	0.00	0.00	0	0.00	0	0.00	0	0.00	0.00	0.00
<b>NET CHANGE IN FUND BALANCE</b>	0.00	0.00		0.00		0.00		0.00	0.00	0.00



**FUND DEPT 5081-455 : NURSING HOME - BEAUTY SHOP**

7/15/2024 8:22:30 AM

**PERIOD ENDING 6/30/2024**

	ACTUAL LAST YEAR			ACTUAL THIS YEAR				ENCUMBRANCE	BUDGET	UNENCUMBERED BALANCE
	CURRENT MONTH	YEAR TO DATE	%	CURRENT MONTH	%	YEAR TO DATE	%			
<b>EXPENDITURES</b>										
<b>TOTAL EXPENDITURES</b>	0.00	0.00	0	0.00	0	0.00	0	0.00	0.00	0.00
<b>NET CHANGE IN FUND BALANCE</b>	0.00	0.00		0.00		0.00		0.00	0.00	0.00



**FUND DEPT 5081-460 : NURSING HOME - ADULT DAY CARE**

7/15/2024 8:22:30 AM

**PERIOD ENDING 6/30/2024**

	ACTUAL LAST YEAR			ACTUAL THIS YEAR				ENCUMBRANCE	BUDGET	UNENCUMBERED BALANCE
	CURRENT MONTH	YEAR TO DATE	%	CURRENT MONTH	%	YEAR TO DATE	%			
<b>EXPENDITURES</b>										
<b>TOTAL EXPENDITURES</b>	0.00	0.00	0	0.00	0	0.00	0	0.00	0.00	0.00
<b>NET CHANGE IN FUND BALANCE</b>	0.00	0.00		0.00		0.00		0.00	0.00	0.00



**FUND DEPT 5081-462 : NURSING HOME - ALZHEIMERS UNIT**

7/15/2024 8:22:30 AM

**PERIOD ENDING 6/30/2024**

	ACTUAL LAST YEAR			ACTUAL THIS YEAR				ENCUMBRANCE	BUDGET	UNENCUMBERED BALANCE
	CURRENT MONTH	YEAR TO DATE	%	CURRENT MONTH	%	YEAR TO DATE	%			
<b>EXPENDITURES</b>										
<b>TOTAL EXPENDITURES</b>	0.00	0.00	0	0.00	0	0.00	0	0.00	0.00	0.00
<b>NET CHANGE IN FUND BALANCE</b>	0.00	0.00		0.00		0.00		0.00	0.00	0.00




**FUND DEPT 6476-118 : SELF-FUNDED INSURANCE - PROPERTY/LIABILITY INSUR**

7/15/2024 8:22:30 AM

**PERIOD ENDING 6/30/2024**

	ACTUAL LAST YEAR			ACTUAL THIS YEAR				ENCUMBRANCE	BUDGET	UNENCUMBERED BALANCE
	CURRENT MONTH	YEAR TO DATE	%	CURRENT MONTH	%	YEAR TO DATE	%			
<b>REVENUES</b>										
4007 CHARGES FOR SERVICES	0.00	0.00	0	0.00	0	0.00	0	0.00	1,774,072.00	1,774,072.00
4009 MISCELLANEOUS REVENUES	0.00	678.50	0	8,913.00	0	32,141.50	0	0.00	0.00	-32,141.50
<b>TOTAL REVENUES</b>	<b>0.00</b>	<b>678.50</b>	<b>0</b>	<b>8,913.00</b>	<b>1</b>	<b>32,141.50</b>	<b>2</b>	<b>0.00</b>	<b>1,774,072.00</b>	<b>1,741,930.50</b>
<b>EXPENDITURES</b>										
5020 SERVICES	184,003.00	775,568.53	43	381.89	0	274,594.88	16	0.00	1,768,000.00	1,493,405.12
<b>TOTAL EXPENDITURES</b>	<b>184,003.00</b>	<b>775,568.53</b>	<b>43</b>	<b>381.89</b>	<b>0</b>	<b>274,594.88</b>	<b>16</b>	<b>0.00</b>	<b>1,768,000.00</b>	<b>1,493,405.12</b>
<b>OTHER FINANCING SOURCES (USES)</b>										
7001 OTHER FINANCING USES	0.00	0.00	0	0.00	0	0.00	0	0.00	-6,072.00	-6,072.00
<b>TOTAL OTHER FINANCING SOURCES (USES)</b>	<b>0.00</b>	<b>0.00</b>		<b>0.00</b>		<b>0.00</b>		<b>0.00</b>	<b>-6,072.00</b>	<b>-6,072.00</b>
<b>NET CHANGE IN FUND BALANCE</b>	<b>-184,003.00</b>	<b>-774,890.03</b>		<b>8,531.11</b>		<b>-242,453.38</b>		<b>0.00</b>	<b>0.00</b>	<b>242,453.38</b>




**FUND DEPT 6476-119 : SELF-FUNDED INSURANCE - WORKERS COMP INSURANCE**

7/15/2024 8:22:30 AM

**PERIOD ENDING 6/30/2024**

	ACTUAL LAST YEAR			ACTUAL THIS YEAR				ENCUMBRANCE	BUDGET	UNENCUMBERED BALANCE
	CURRENT MONTH	YEAR TO DATE	%	CURRENT MONTH	%	YEAR TO DATE	%			
<b>REVENUES</b>										
4007 CHARGES FOR SERVICES	95,000.03	465,395.10	47	147,340.33	14	557,329.79	53	0.00	1,060,194.00	502,864.21
4008 INVESTMENT EARNINGS	7,980.77	43,791.22	876	15,838.35	40	83,820.32	210	0.00	40,000.00	-43,820.32
<b>TOTAL REVENUES</b>	<b>102,980.80</b>	<b>509,186.32</b>	<b>52</b>	<b>163,178.68</b>	<b>15</b>	<b>641,150.11</b>	<b>58</b>	<b>0.00</b>	<b>1,100,194.00</b>	<b>459,043.89</b>
<b>EXPENDITURES</b>										
5003 FRINGE BENEFITS	40,277.38	450,245.44	47	121,719.26	12	384,259.55	37	0.00	1,048,000.00	663,740.45
5010 COMMODITIES	0.00	0.00	0	0.00	0	0.00	0	0.00	50.00	50.00
<b>TOTAL EXPENDITURES</b>	<b>40,277.38</b>	<b>450,245.44</b>	<b>46</b>	<b>121,719.26</b>	<b>12</b>	<b>384,259.55</b>	<b>37</b>	<b>0.00</b>	<b>1,048,050.00</b>	<b>663,790.45</b>
<b>OTHER FINANCING SOURCES (USES)</b>										
7001 OTHER FINANCING USES	0.00	0.00	0	0.00	0	0.00	0	0.00	-12,144.00	-12,144.00
<b>TOTAL OTHER FINANCING SOURCES (USES)</b>	<b>0.00</b>	<b>0.00</b>		<b>0.00</b>		<b>0.00</b>		<b>0.00</b>	<b>-12,144.00</b>	<b>-12,144.00</b>
<b>NET CHANGE IN FUND BALANCE</b>	<b>62,703.42</b>	<b>58,940.88</b>		<b>41,459.42</b>		<b>256,890.56</b>		<b>0.00</b>	<b>40,000.00</b>	<b>-216,890.56</b>



**FUND DEPT 6620-120 : HEALTH-LIFE INSURANCE - EMPLOYEE GROUP INSURANCE**

7/15/2024 8:22:30 AM

**PERIOD ENDING 6/30/2024**

	ACTUAL LAST YEAR			ACTUAL THIS YEAR				ENCUMBRANCE	BUDGET	UNENCUMBERED BALANCE
	CURRENT MONTH	YEAR TO DATE	%	CURRENT MONTH	%	YEAR TO DATE	%			
<b>REVENUES</b>										
4007 CHARGES FOR SERVICES	0.00	22,793.16	0	0.00	0	0.00	0	0.00	60,780.00	60,780.00
4008 INVESTMENT EARNINGS	613.28	3,385.43	169 3	1,492.98	60	6,396.59	256	0.00	2,500.00	-3,896.59
4009 MISCELLANEOUS REVENUES	0.00	0.00	0	0.00	0	2,881.99	0	0.00	0.00	-2,881.99
<b>TOTAL REVENUES</b>	<b>613.28</b>	<b>26,178.59</b>	<b>0</b>	<b>1,492.98</b>	<b>2</b>	<b>9,278.58</b>	<b>15</b>	<b>0.00</b>	<b>63,280.00</b>	<b>54,001.42</b>
<b>EXPENDITURES</b>										
5003 FRINGE BENEFITS	-937.23	5,332.21	0	0.00	0	-189.75	0	0.00	0.00	189.75
5010 COMMODITIES	0.00	540.50	100	0.00	0	0.00	0	0.00	600.00	600.00
5020 SERVICES	0.00	52,150.00	90	0.00	0	52,450.00	74	0.00	70,679.00	18,229.00
<b>TOTAL EXPENDITURES</b>	<b>-937.23</b>	<b>58,022.71</b>	<b>1</b>	<b>0.00</b>	<b>0</b>	<b>52,260.25</b>	<b>73</b>	<b>0.00</b>	<b>71,279.00</b>	<b>19,018.75</b>
<b>OTHER FINANCING SOURCES (USES)</b>										
<b>TOTAL OTHER FINANCING SOURCES (USES)</b>	<b>0.00</b>	<b>0.00</b>		<b>0.00</b>		<b>0.00</b>		<b>0.00</b>	<b>0.00</b>	<b>0.00</b>
<b>NET CHANGE IN FUND BALANCE</b>	<b>1,550.51</b>	<b>-31,844.12</b>		<b>1,492.98</b>		<b>-42,981.67</b>		<b>0.00</b>	<b>-7,999.00</b>	<b>34,982.67</b>



**FUND DEPT 7086-060 : TOWNSHIP MOTOR FUEL TAX - HIGHWAY**

7/15/2024 8:22:30 AM

**PERIOD ENDING 6/30/2024**

	ACTUAL LAST YEAR			ACTUAL THIS YEAR				ENCUMBRANCE	BUDGET	UNENCUMBERED BALANCE
	CURRENT MONTH	YEAR TO DATE	%	CURRENT MONTH	%	YEAR TO DATE	%			
<b>REVENUES</b>										
4004 INTERGOVERNMENTAL REVENUE	283,320.75	1,390,593.80	0	273,873.90	0	1,431,068.54	0	0.00	0.00	-1,431,068.54
4008 INVESTMENT EARNINGS	15,480.21	86,371.11	0	12,691.33	0	76,767.64	0	0.00	0.00	-76,767.64
<b>TOTAL REVENUES</b>	<b>298,800.96</b>	<b>1,476,964.91</b>	<b>0</b>	<b>286,565.23</b>	<b>0</b>	<b>1,507,836.18</b>	<b>0</b>	<b>0.00</b>	<b>0.00</b>	<b>-1,507,836.18</b>
<b>EXPENDITURES</b>										
5010 COMMODITIES	0.00	0.00	0	1,112,406.89	23	1,567,134.24	33	0.00	4,800,000.00	3,232,865.76
5020 SERVICES	1,273,930.33	1,545,292.47	31	0.00	0	18,318.36	9	0.00	200,000.00	181,681.64
<b>TOTAL EXPENDITURES</b>	<b>1,273,930.33</b>	<b>1,545,292.47</b>	<b>31</b>	<b>1,112,406.89</b>	<b>22</b>	<b>1,585,452.60</b>	<b>32</b>	<b>0.00</b>	<b>5,000,000.00</b>	<b>3,414,547.40</b>
<b>NET CHANGE IN FUND BALANCE</b>	<b>-975,129.37</b>	<b>-68,327.56</b>		<b>-825,841.66</b>		<b>-77,616.42</b>		<b>0.00</b>	<b>-5,000,000.00</b>	<b>-4,922,383.58</b>





FUND DEPT 7087-060 : TOWNSHIP BRIDGE - HIGHWAY

7/15/2024 8:22:30 AM

PERIOD ENDING 6/30/2024

	ACTUAL LAST YEAR			ACTUAL THIS YEAR				ENCUMBRANCE	BUDGET	UNENCUMBERED BALANCE
	CURRENT MONTH	YEAR TO DATE	%	CURRENT MONTH	%	YEAR TO DATE	%			
<b>REVENUES</b>										
4008 INVESTMENT EARNINGS	3.56	82.73	0	4.26	0	42.32	0	0.00	0.00	-42.32
<b>TOTAL REVENUES</b>	<b>3.56</b>	<b>82.73</b>	<b>0</b>	<b>4.26</b>	<b>0</b>	<b>42.32</b>	<b>0</b>	<b>0.00</b>	<b>0.00</b>	<b>-42.32</b>
<b>EXPENDITURES</b>										
<b>TOTAL EXPENDITURES</b>	<b>0.00</b>	<b>0.00</b>	<b>0</b>	<b>0.00</b>	<b>0</b>	<b>0.00</b>	<b>0</b>	<b>0.00</b>	<b>0.00</b>	<b>0.00</b>
<b>NET CHANGE IN FUND BALANCE</b>	<b>3.56</b>	<b>82.73</b>		<b>4.26</b>		<b>42.32</b>		<b>0.00</b>	<b>0.00</b>	<b>-42.32</b>



FUND DEPT 7097-026 : ESTATE - COUNTY TREASURER

7/15/2024 8:22:30 AM

PERIOD ENDING 6/30/2024

	ACTUAL LAST YEAR			ACTUAL THIS YEAR				ENCUMBRANCE	BUDGET	UNENCUMBERED BALANCE
	CURRENT MONTH	YEAR TO DATE	%	CURRENT MONTH	%	YEAR TO DATE	%			
<b>REVENUES</b>										
<b>TOTAL REVENUES</b>	0.00	0.00	0	0.00	0	0.00	0	0.00	0.00	0.00
<b>NET CHANGE IN FUND BALANCE</b>	0.00	0.00		0.00		0.00		0.00	0.00	0.00



**FUND DEPT 7667-026 : PROPERTY CONDEMNATIONS - COUNTY TREASURER**

7/15/2024 8:22:30 AM

**PERIOD ENDING 6/30/2024**

	ACTUAL LAST YEAR			ACTUAL THIS YEAR				ENCUMBRANCE	BUDGET	UNENCUMBERED BALANCE
	CURRENT MONTH	YEAR TO DATE	%	CURRENT MONTH	%	YEAR TO DATE	%			
<b>REVENUES</b>										
<b>TOTAL REVENUES</b>	0.00	0.00	0	0.00	0	0.00	0	0.00	0.00	0.00
<b>OTHER FINANCING SOURCES (USES)</b>										
<b>TOTAL OTHER FINANCING SOURCES (USES)</b>	0.00	0.00		0.00		0.00		0.00	0.00	0.00
<b>NET CHANGE IN FUND BALANCE</b>	0.00	0.00		0.00		0.00		0.00	0.00	0.00



**FUND DEPT 7687-040 : SHERIFF FORECLOSURES - SHERIFF**

7/15/2024 8:22:30 AM

**PERIOD ENDING 6/30/2024**

	ACTUAL LAST YEAR			ACTUAL THIS YEAR				ENCUMBRANCE	BUDGET	UNENCUMBERED BALANCE
	CURRENT MONTH	YEAR TO DATE	%	CURRENT MONTH	%	YEAR TO DATE	%			
<b>REVENUES</b>										
<b>TOTAL REVENUES</b>	<b>0.00</b>	<b>0.00</b>	<b>0</b>	<b>0.00</b>	<b>0</b>	<b>0.00</b>	<b>0</b>	<b>0.00</b>	<b>0.00</b>	<b>0.00</b>
<b>OTHER FINANCING SOURCES (USES)</b>										
6001 OTHER FINANCING SOURCES	298,100.00	1,694,591.81	0	0.00	0	0.00	0	0.00	0.00	0.00
<b>TOTAL OTHER FINANCING SOURCES (USES)</b>	<b>298,100.00</b>	<b>1,694,591.81</b>		<b>0.00</b>		<b>0.00</b>		<b>0.00</b>	<b>0.00</b>	<b>0.00</b>
<b>NET CHANGE IN FUND BALANCE</b>	<b>298,100.00</b>	<b>1,694,591.81</b>		<b>0.00</b>		<b>0.00</b>		<b>0.00</b>	<b>0.00</b>	<b>0.00</b>



**FUND DEPT 7699-020 : GARNISHMENTS - AUDITOR**

7/15/2024 8:22:30 AM

**PERIOD ENDING 6/30/2024**

	ACTUAL LAST YEAR			ACTUAL THIS YEAR				ENCUMBRANCE	BUDGET	UNENCUMBERED BALANCE
	CURRENT MONTH	YEAR TO DATE	%	CURRENT MONTH	%	YEAR TO DATE	%			
<b>REVENUES</b>										
<b>TOTAL REVENUES</b>	0.00	0.00	0	0.00	0	0.00	0	0.00	0.00	0.00
<b>OTHER FINANCING SOURCES (USES)</b>										
<b>TOTAL OTHER FINANCING SOURCES (USES)</b>	0.00	0.00		0.00		0.00		0.00	0.00	0.00
<b>NET CHANGE IN FUND BALANCE</b>	0.00	0.00		0.00		0.00		0.00	0.00	0.00



PERIOD ENDING 6/30/2024

	ACTUAL LAST YEAR			ACTUAL THIS YEAR				ENCUMBRANCE	BUDGET	UNENCUMBERED BALANCE
	CURRENT MONTH	YEAR TO DATE	%	CURRENT MONTH	%	YEAR TO DATE	%			
<b>REVENUES</b>										
4004 INTERGOVERNMENTAL REVENUE	6,077.00	97,308.14	18	0.00	0	49,151.27	9	0.00	572,082.00	522,930.73
4007 CHARGES FOR SERVICES	19,907.74	25,911.91	43	382.44	1	382.44	1	0.00	62,500.00	62,117.56
4008 INVESTMENT EARNINGS	975.08	6,003.86	120 1	1,281.65	12	9,755.33	89	0.00	11,000.00	1,244.67
4009 MISCELLANEOUS REVENUES	0.00	2,710.00	21	3,805.48	30	7,594.70	61	0.00	12,500.00	4,905.30
<b>TOTAL REVENUES</b>	<b>26,959.82</b>	<b>131,933.91</b>	<b>21</b>	<b>5,469.57</b>	<b>1</b>	<b>66,883.74</b>	<b>10</b>	<b>0.00</b>	<b>658,082.00</b>	<b>591,198.26</b>
<b>EXPENDITURES</b>										
5001 SALARIES AND WAGES	45,724.79	198,953.97	48	32,072.37	8	186,198.89	44	0.00	419,154.00	232,955.11
5003 FRINGE BENEFITS	7,654.79	44,062.14	35	9,383.78	7	45,511.73	35	0.00	129,475.00	83,963.27
5010 COMMODITIES	0.00	2,401.37	38	0.00	0	100.87	2	0.00	5,450.00	5,349.13
5020 SERVICES	134.44	8,167.15	22	138.13	0	3,933.69	10	0.00	40,300.00	36,366.31
8000 CAPITAL OUTLAY	0.00	0.00	0	0.00	0	0.00	0	0.00	15,000.00	15,000.00
<b>TOTAL EXPENDITURES</b>	<b>53,514.02</b>	<b>253,584.63</b>	<b>44</b>	<b>41,594.28</b>	<b>7</b>	<b>235,745.18</b>	<b>39</b>	<b>0.00</b>	<b>609,379.00</b>	<b>373,633.82</b>
<b>OTHER FINANCING SOURCES (USES)</b>										
7001 OTHER FINANCING USES	0.00	0.00	0	0.00	0	0.00	0	0.00	-63,500.00	-63,500.00
<b>TOTAL OTHER FINANCING SOURCES (USES)</b>	<b>0.00</b>	<b>0.00</b>		<b>0.00</b>		<b>0.00</b>		<b>0.00</b>	<b>-63,500.00</b>	<b>-63,500.00</b>
<b>NET CHANGE IN FUND BALANCE</b>	<b>-26,554.20</b>	<b>-121,650.72</b>		<b>-36,124.71</b>		<b>-168,861.44</b>		<b>0.00</b>	<b>-14,797.00</b>	<b>154,064.44</b>



**FUND DEPT 8850-112 : GEOG INF SYS JOINT VENTUR - CAPITAL/TECHNOLOGY PURCH**

7/15/2024 8:22:30 AM

**PERIOD ENDING 6/30/2024**

	ACTUAL LAST YEAR			ACTUAL THIS YEAR				ENCUMBRANCE	BUDGET	UNENCUMBERED BALANCE
	CURRENT MONTH	YEAR TO DATE	%	CURRENT MONTH	%	YEAR TO DATE	%			
<b>REVENUES</b>										
<b>TOTAL REVENUES</b>	<b>0.00</b>	<b>0.00</b>	<b>0</b>	<b>0.00</b>	<b>0</b>	<b>0.00</b>	<b>0</b>	<b>0.00</b>	<b>0.00</b>	<b>0.00</b>
<b>EXPENDITURES</b>										
5010 COMMODITIES	0.00	1,472.21	98	0.00	0	350.29	6	0.00	5,750.00	5,399.71
5020 SERVICES	0.00	39,933.47	65	0.00	0	55,459.52	79	0.00	69,875.00	14,415.48
8000 CAPITAL OUTLAY	0.00	0.00	0	0.00	0	0.00	0	0.00	12,000.00	12,000.00
<b>TOTAL EXPENDITURES</b>	<b>0.00</b>	<b>41,405.68</b>	<b>58</b>	<b>0.00</b>	<b>0</b>	<b>55,809.81</b>	<b>64</b>	<b>0.00</b>	<b>87,625.00</b>	<b>31,815.19</b>
<b>OTHER FINANCING SOURCES (USES)</b>										
6001 OTHER FINANCING SOURCES	0.00	0.00	0	0.00	0	0.00	0	0.00	60,500.00	60,500.00
<b>TOTAL OTHER FINANCING SOURCES (USES)</b>	<b>0.00</b>	<b>0.00</b>		<b>0.00</b>		<b>0.00</b>		<b>0.00</b>	<b>60,500.00</b>	<b>60,500.00</b>
<b>NET CHANGE IN FUND BALANCE</b>	<b>0.00</b>	<b>-41,405.68</b>		<b>0.00</b>		<b>-55,809.81</b>		<b>0.00</b>	<b>-27,125.00</b>	<b>28,684.81</b>



FUND DEPT 8850-672 : GEOG INF SYS JOINT VENTUR - AERIAL PHOTOGRAPHY PROJ

7/15/2024 8:22:30 AM

PERIOD ENDING 6/30/2024

	ACTUAL LAST YEAR			ACTUAL THIS YEAR				ENCUMBRANCE	BUDGET	UNENCUMBERED BALANCE
	CURRENT MONTH	YEAR TO DATE	%	CURRENT MONTH	%	YEAR TO DATE	%			
<b>REVENUES</b>										
4004 INTERGOVERNMENTAL REVENUE	0.00	15,875.00	15	0.00	0	2,896.00	9	0.00	31,750.00	28,854.00
<b>TOTAL REVENUES</b>	<b>0.00</b>	<b>15,875.00</b>	<b>15</b>	<b>0.00</b>	<b>0</b>	<b>2,896.00</b>	<b>9</b>	<b>0.00</b>	<b>31,750.00</b>	<b>28,854.00</b>
<b>EXPENDITURES</b>										
<b>TOTAL EXPENDITURES</b>	<b>0.00</b>	<b>0.00</b>	<b>0</b>	<b>0.00</b>	<b>0</b>	<b>0.00</b>	<b>0</b>	<b>0.00</b>	<b>0.00</b>	<b>0.00</b>
<b>NET CHANGE IN FUND BALANCE</b>	<b>0.00</b>	<b>15,875.00</b>		<b>0.00</b>		<b>2,896.00</b>		<b>0.00</b>	<b>31,750.00</b>	<b>28,854.00</b>