



**FUND DEPT 1080-010 : GENERAL CORPORATE - COUNTY BOARD**

6/11/2024 4:07:22 PM

**PERIOD ENDING 5/31/2024**

	ACTUAL LAST YEAR			ACTUAL THIS YEAR				ENCUMBRANCE	BUDGET	UNENCUMBERED BALANCE
	CURRENT MONTH	YEAR TO DATE	%	CURRENT MONTH	%	YEAR TO DATE	%			
<b>REVENUES</b>										
4007 CHARGES FOR SERVICES	0.00	1,080.45	360	0.00	0	217.07	72	0.00	300.00	82.93
4009 MISCELLANEOUS REVENUES	64.00	64.00	3	0.00	0	255.00	14	0.00	1,800.00	1,545.00
4010 RENTS AND ROYALTIES	62,673.50	79,032.63	19	61,080.40	17	90,385.63	25	0.00	362,000.00	271,614.37
<b>TOTAL REVENUES</b>	<b>62,737.50</b>	<b>80,177.08</b>	<b>19</b>	<b>61,080.40</b>	<b>17</b>	<b>90,857.70</b>	<b>25</b>	<b>0.00</b>	<b>364,100.00</b>	<b>273,242.30</b>
<b>EXPENDITURES</b>										
5001 SALARIES AND WAGES	4,823.08	22,703.40	26	20,132.59	14	51,378.65	34	0.00	149,000.00	97,621.35
5010 COMMODITIES	0.00	21.50	0	18.67	0	67.35	1	0.00	4,914.50	4,847.15
5020 SERVICES	805.12	58,118.44	56	1,059.46	1	47,105.19	38	0.00	124,020.50	76,915.31
<b>TOTAL EXPENDITURES</b>	<b>5,628.20</b>	<b>80,843.34</b>	<b>41</b>	<b>21,210.72</b>	<b>8</b>	<b>98,551.19</b>	<b>35</b>	<b>0.00</b>	<b>277,935.00</b>	<b>179,383.81</b>
<b>NET CHANGE IN FUND BALANCE</b>	<b>57,109.30</b>	<b>-666.26</b>		<b>39,869.68</b>		<b>-7,693.49</b>		<b>0.00</b>	<b>86,165.00</b>	<b>93,858.49</b>



**FUND DEPT 1080-012 : GENERAL CORPORATE - TORNADO SIRENS**

6/11/2024 4:07:22 PM

**PERIOD ENDING 5/31/2024**

	ACTUAL LAST YEAR			ACTUAL THIS YEAR				ENCUMBRANCE	BUDGET	UNENCUMBERED BALANCE
	CURRENT MONTH	YEAR TO DATE	%	CURRENT MONTH	%	YEAR TO DATE	%			
<b>REVENUES</b>										
<b>TOTAL REVENUES</b>	<i>0.00</i>	<i>0.00</i>	<i>0</i>	<i>0.00</i>	<i>0</i>	<i>0.00</i>	<i>0</i>	<i>0.00</i>	<i>0.00</i>	<i>0.00</i>
<b>EXPENDITURES</b>										
<b>TOTAL EXPENDITURES</b>	<i>0.00</i>	<i>0.00</i>	<i>0</i>	<i>0.00</i>	<i>0</i>	<i>0.00</i>	<i>0</i>	<i>0.00</i>	<i>0.00</i>	<i>0.00</i>
<b>NET CHANGE IN FUND BALANCE</b>	<i>0.00</i>	<i>0.00</i>		<i>0.00</i>		<i>0.00</i>		<i>0.00</i>	<i>0.00</i>	<i>0.00</i>



**FUND DEPT 1080-013 : GENERAL CORPORATE - DEBT SERVICE**

6/11/2024 4:07:22 PM

**PERIOD ENDING 5/31/2024**

	ACTUAL LAST YEAR			ACTUAL THIS YEAR				ENCUMBRANCE	BUDGET	UNENCUMBERED BALANCE
	CURRENT MONTH	YEAR TO DATE	%	CURRENT MONTH	%	YEAR TO DATE	%			
<b>REVENUES</b>										
4004 INTERGOVERNMENTAL REVENUE	0.00	293,502.00	19	117,420.00	8	352,258.00	24	0.00	1,467,700.00	1,115,442.00
<b>TOTAL REVENUES</b>	<b>0.00</b>	<b>293,502.00</b>	<b>19</b>	<b>117,420.00</b>	<b>8</b>	<b>352,258.00</b>	<b>24</b>	<b>0.00</b>	<b>1,467,700.00</b>	<b>1,115,442.00</b>
<b>EXPENDITURES</b>										
5050 INTEREST AND FISCAL CHARGES	0.00	0.00	0	0.00	0	0.00	0	0.00	1,467,700.00	1,467,700.00
<b>TOTAL EXPENDITURES</b>	<b>0.00</b>	<b>0.00</b>	<b>0</b>	<b>0.00</b>	<b>0</b>	<b>0.00</b>	<b>0</b>	<b>0.00</b>	<b>1,467,700.00</b>	<b>1,467,700.00</b>
<b>OTHER FINANCING SOURCES (USES)</b>										
<b>TOTAL OTHER FINANCING SOURCES (USES)</b>	<b>0.00</b>	<b>0.00</b>		<b>0.00</b>		<b>0.00</b>		<b>0.00</b>	<b>0.00</b>	<b>0.00</b>
<b>NET CHANGE IN FUND BALANCE</b>	<b>0.00</b>	<b>293,502.00</b>		<b>117,420.00</b>		<b>352,258.00</b>		<b>0.00</b>	<b>0.00</b>	<b>-352,258.00</b>



FUND DEPT 1080-016 : GENERAL CORPORATE - ADMINISTRATIVE SERVICES

6/11/2024 4:07:22 PM

PERIOD ENDING 5/31/2024

	ACTUAL LAST YEAR			ACTUAL THIS YEAR				ENCUMBRANCE	BUDGET	UNENCUMBERED BALANCE
	CURRENT MONTH	YEAR TO DATE	%	CURRENT MONTH	%	YEAR TO DATE	%			
<b>REVENUES</b>										
4004 INTERGOVERNMENTAL REVENUE	0.00	23.57	0	0.00	0	26.08	4	0.00	600.00	573.92
4009 MISCELLANEOUS REVENUES	0.00	0.00	0	0.00	0	1,487.72	50	0.00	3,000.00	1,512.28
<b>TOTAL REVENUES</b>	<b>0.00</b>	<b>23.57</b>	<b>0</b>	<b>0.00</b>	<b>0</b>	<b>1,513.80</b>	<b>42</b>	<b>0.00</b>	<b>3,600.00</b>	<b>2,086.20</b>
<b>EXPENDITURES</b>										
5001 SALARIES AND WAGES	54,503.14	260,105.41	35	78,155.21	11	278,208.98	40	0.00	693,406.00	415,197.02
5003 FRINGE BENEFITS	0.00	0.00	0	5,980.27	0	25,566.91	0	0.00	0.00	-25,566.91
5010 COMMODITIES	223.75	99,705.77	30	15,473.88	5	71,489.35	22	0.00	325,068.00	253,578.65
5020 SERVICES	3,580.58	9,915.56	34	4,463.87	11	17,623.19	42	0.00	41,642.00	24,018.81
<b>TOTAL EXPENDITURES</b>	<b>58,307.47</b>	<b>369,726.74</b>	<b>34</b>	<b>104,073.23</b>	<b>10</b>	<b>392,888.43</b>	<b>37</b>	<b>0.00</b>	<b>1,060,116.00</b>	<b>667,227.57</b>
<b>OTHER FINANCING SOURCES (USES)</b>										
6001 OTHER FINANCING SOURCES	0.00	0.00	0	0.00	0	0.00	0	0.00	18,216.00	18,216.00
<b>TOTAL OTHER FINANCING SOURCES (USES)</b>	<b>0.00</b>	<b>0.00</b>		<b>0.00</b>		<b>0.00</b>		<b>0.00</b>	<b>18,216.00</b>	<b>18,216.00</b>
<b>NET CHANGE IN FUND BALANCE</b>	<b>-58,307.47</b>	<b>-369,703.17</b>		<b>-104,073.23</b>		<b>-391,374.63</b>		<b>0.00</b>	<b>-1,038,300.00</b>	<b>-646,925.37</b>



**FUND DEPT 1080-017 : GENERAL CORPORATE - COOPERATIVE EXTENSION SRV**

6/11/2024 4:07:22 PM

**PERIOD ENDING 5/31/2024**

	ACTUAL LAST YEAR			ACTUAL THIS YEAR				ENCUMBRANCE	BUDGET	UNENCUMBERED BALANCE
	CURRENT MONTH	YEAR TO DATE	%	CURRENT MONTH	%	YEAR TO DATE	%			
<b>REVENUES</b>										
4001 PROPERTY TAX	0.00	0.00	0	0.00	0	0.00	0	0.00	444,400.00	444,400.00
<b>TOTAL REVENUES</b>	<b>0.00</b>	<b>0.00</b>	<b>0</b>	<b>0.00</b>	<b>0</b>	<b>0.00</b>	<b>0</b>	<b>0.00</b>	<b>444,400.00</b>	<b>444,400.00</b>
<b>EXPENDITURES</b>										
5020 SERVICES	0.00	734.13	0	0.00	0	0.00	0	0.00	444,400.00	444,400.00
<b>TOTAL EXPENDITURES</b>	<b>0.00</b>	<b>734.13</b>	<b>0</b>	<b>0.00</b>	<b>0</b>	<b>0.00</b>	<b>0</b>	<b>0.00</b>	<b>444,400.00</b>	<b>444,400.00</b>
<b>NET CHANGE IN FUND BALANCE</b>	<b>0.00</b>	<b>-734.13</b>		<b>0.00</b>		<b>0.00</b>		<b>0.00</b>	<b>0.00</b>	<b>0.00</b>



FUND DEPT 1080-020 : GENERAL CORPORATE - AUDITOR

6/11/2024 4:07:22 PM

PERIOD ENDING 5/31/2024

	ACTUAL LAST YEAR			ACTUAL THIS YEAR				ENCUMBRANCE	BUDGET	UNENCUMBERED BALANCE
	CURRENT MONTH	YEAR TO DATE	%	CURRENT MONTH	%	YEAR TO DATE	%			
<b>REVENUES</b>										
4004 INTERGOVERNMENTAL REVENUE	0.00	0.00	0	6,500.00	100	6,500.00	100	0.00	6,500.00	0.00
4007 CHARGES FOR SERVICES	0.00	0.00	0	0.00	0	0.00	0	0.00	120,000.00	120,000.00
4008 INVESTMENT EARNINGS	19.96	64.90	0	33.07	0	83.63	0	0.00	0.00	-83.63
4009 MISCELLANEOUS REVENUES	0.00	0.00	0	200.00	0	200.00	0	0.00	0.00	-200.00
<b>TOTAL REVENUES</b>	<b>19.96</b>	<b>64.90</b>	<b>0</b>	<b>6,733.07</b>	<b>5</b>	<b>6,783.63</b>	<b>5</b>	<b>0.00</b>	<b>126,500.00</b>	<b>119,716.37</b>
<b>EXPENDITURES</b>										
5001 SALARIES AND WAGES	31,177.71	145,039.61	34	55,375.05	12	178,157.57	40	0.00	445,471.00	267,313.43
5003 FRINGE BENEFITS	0.00	0.00	0	6,536.66	0	32,683.30	0	0.00	0.00	-32,683.30
5010 COMMODITIES	14.98	218.48	6	200.00	6	198.00	6	0.00	3,131.00	2,933.00
5020 SERVICES	3,136.71	7,163.54	43	1,614.49	11	3,216.95	23	0.00	14,186.00	10,969.05
<b>TOTAL EXPENDITURES</b>	<b>34,329.40</b>	<b>152,421.63</b>	<b>34</b>	<b>63,726.20</b>	<b>14</b>	<b>214,255.82</b>	<b>46</b>	<b>0.00</b>	<b>462,788.00</b>	<b>248,532.18</b>
<b>OTHER FINANCING SOURCES (USES)</b>										
<b>TOTAL OTHER FINANCING SOURCES (USES)</b>	<b>0.00</b>	<b>0.00</b>		<b>0.00</b>		<b>0.00</b>		<b>0.00</b>	<b>0.00</b>	<b>0.00</b>
<b>NET CHANGE IN FUND BALANCE</b>	<b>-34,309.44</b>	<b>-152,356.73</b>		<b>-56,993.13</b>		<b>-207,472.19</b>		<b>0.00</b>	<b>-336,288.00</b>	<b>-128,815.81</b>



**FUND DEPT 1080-021 : GENERAL CORPORATE - BOARD OF REVIEW**

6/11/2024 4:07:22 PM

**PERIOD ENDING 5/31/2024**

	ACTUAL LAST YEAR			ACTUAL THIS YEAR				ENCUMBRANCE	BUDGET	UNENCUMBERED BALANCE
	CURRENT MONTH	YEAR TO DATE	%	CURRENT MONTH	%	YEAR TO DATE	%			
<b>REVENUES</b>										
<b>TOTAL REVENUES</b>	<b>0.00</b>	<b>0.00</b>	<b>0</b>	<b>0.00</b>	<b>0</b>	<b>0.00</b>	<b>0</b>	<b>0.00</b>	<b>0.00</b>	<b>0.00</b>
<b>EXPENDITURES</b>										
5001 SALARIES AND WAGES	10,957.50	52,393.58	37	17,093.70	12	62,919.58	42	0.00	148,145.00	85,225.42
5003 FRINGE BENEFITS	0.00	0.00	0	1,577.05	0	7,885.25	0	0.00	0.00	-7,885.25
5010 COMMODITIES	0.00	374.97	28	436.13	28	552.75	35	0.00	1,583.00	1,030.25
5020 SERVICES	0.00	9,613.65	53	2,167.32	17	8,004.02	62	0.00	12,976.00	4,971.98
<b>TOTAL EXPENDITURES</b>	<b>10,957.50</b>	<b>62,382.20</b>	<b>39</b>	<b>21,274.20</b>	<b>13</b>	<b>79,361.60</b>	<b>49</b>	<b>0.00</b>	<b>162,704.00</b>	<b>83,342.40</b>
<b>NET CHANGE IN FUND BALANCE</b>	<b>-10,957.50</b>	<b>-62,382.20</b>		<b>-21,274.20</b>		<b>-79,361.60</b>		<b>0.00</b>	<b>-162,704.00</b>	<b>-83,342.40</b>



FUND DEPT 1080-022 : GENERAL CORPORATE - COUNTY CLERK

6/11/2024 4:07:22 PM

PERIOD ENDING 5/31/2024

	ACTUAL LAST YEAR			ACTUAL THIS YEAR				ENCUMBRANCE	BUDGET	UNENCUMBERED BALANCE
	CURRENT MONTH	YEAR TO DATE	%	CURRENT MONTH	%	YEAR TO DATE	%			
<b>REVENUES</b>										
4004 INTERGOVERNMENTAL REVENUE	0.00	0.00	0	14,690.00	28	14,690.00	28	0.00	51,815.00	37,125.00
4006 LICENSES AND PERMITS	41,005.00	61,210.00	55	6,445.00	6	19,870.00	18	0.00	110,400.00	90,530.00
4007 CHARGES FOR SERVICES	42,961.50	124,150.40	37	24,147.50	7	98,805.70	29	0.00	340,000.00	241,194.30
4008 INVESTMENT EARNINGS	18.04	85.93	43	10.54	5	65.49	33	0.00	200.00	134.51
4009 MISCELLANEOUS REVENUES	1,335.00	3,777.50	188 88	635.00	317 5	2,402.50	120 12	0.00	20.00	-2,382.50
<b>TOTAL REVENUES</b>	<b>85,319.54</b>	<b>189,223.83</b>	<b>38</b>	<b>45,928.04</b>	<b>9</b>	<b>135,833.69</b>	<b>27</b>	<b>0.00</b>	<b>502,435.00</b>	<b>366,601.31</b>
<b>EXPENDITURES</b>										
5001 SALARIES AND WAGES	63,077.95	362,885.00	38	105,412.53	11	415,149.69	43	0.00	972,007.00	556,857.31
5003 FRINGE BENEFITS	0.00	0.00	0	9,876.91	0	49,384.55	0	0.00	0.00	-49,384.55
5010 COMMODITIES	2,264.82	74,492.09	68	1,279.67	1	29,638.85	31	0.00	94,380.00	64,741.15
5020 SERVICES	32,883.78	133,468.17	31	11,262.00	2	209,821.12	45	0.00	464,920.00	255,098.88
8000 CAPITAL OUTLAY	0.00	0.00	0	0.00	0	0.00	0	0.00	42,535.00	42,535.00
<b>TOTAL EXPENDITURES</b>	<b>98,226.55</b>	<b>570,845.26</b>	<b>37</b>	<b>127,831.11</b>	<b>8</b>	<b>703,994.21</b>	<b>45</b>	<b>0.00</b>	<b>1,573,842.00</b>	<b>869,847.79</b>
<b>OTHER FINANCING SOURCES (USES)</b>										
<b>TOTAL OTHER FINANCING SOURCES (USES)</b>	<b>0.00</b>	<b>0.00</b>		<b>0.00</b>		<b>0.00</b>		<b>0.00</b>	<b>0.00</b>	<b>0.00</b>
<b>NET CHANGE IN FUND BALANCE</b>	<b>-12,907.01</b>	<b>-381,621.43</b>		<b>-81,903.07</b>		<b>-568,160.52</b>		<b>0.00</b>	<b>-1,071,407.00</b>	<b>-503,246.48</b>





**FUND DEPT 1080-023 : GENERAL CORPORATE - RECORDER**

6/11/2024 4:07:22 PM

**PERIOD ENDING 5/31/2024**

	ACTUAL LAST YEAR			ACTUAL THIS YEAR				ENCUMBRANCE	BUDGET	UNENCUMBERED BALANCE
	CURRENT MONTH	YEAR TO DATE	%	CURRENT MONTH	%	YEAR TO DATE	%			
<b>REVENUES</b>										
4006 LICENSES AND PERMITS	45,215.00	181,882.00	36	50,704.00	10	191,313.00	38	0.00	500,000.00	308,687.00
4007 CHARGES FOR SERVICES	53,299.50	230,777.00	29	54,647.00	7	219,194.00	30	0.00	735,000.00	515,806.00
4009 MISCELLANEOUS REVENUES	472.00	6,192.70	25	382.50	2	1,312.20	5	0.00	25,000.00	23,687.80
<b>TOTAL REVENUES</b>	<b>98,986.50</b>	<b>418,851.70</b>	<b>32</b>	<b>105,733.50</b>	<b>8</b>	<b>411,819.20</b>	<b>33</b>	<b>0.00</b>	<b>1,260,000.00</b>	<b>848,180.80</b>
<b>EXPENDITURES</b>										
5001 SALARIES AND WAGES	14,410.63	68,450.44	37	22,228.66	11	72,971.67	35	0.00	211,360.00	138,388.33
5003 FRINGE BENEFITS	0.00	0.00	0	4,274.10	0	18,932.51	0	0.00	0.00	-18,932.51
5010 COMMODITIES	21.45	185.23	37	0.00	0	390.59	78	0.00	500.00	109.41
5020 SERVICES	0.00	15.00	1	0.00	0	0.00	0	0.00	1,780.00	1,780.00
<b>TOTAL EXPENDITURES</b>	<b>14,432.08</b>	<b>68,650.67</b>	<b>36</b>	<b>26,502.76</b>	<b>12</b>	<b>92,294.77</b>	<b>43</b>	<b>0.00</b>	<b>213,640.00</b>	<b>121,345.23</b>
<b>NET CHANGE IN FUND BALANCE</b>	<b>84,554.42</b>	<b>350,201.03</b>		<b>79,230.74</b>		<b>319,524.43</b>		<b>0.00</b>	<b>1,046,360.00</b>	<b>726,835.57</b>



**FUND DEPT 1080-025 : GENERAL CORPORATE - SUPERVISOR OF ASSESSMENT**

6/11/2024 4:07:22 PM

**PERIOD ENDING 5/31/2024**

	ACTUAL LAST YEAR			ACTUAL THIS YEAR				ENCUMBRANCE	BUDGET	UNENCUMBERED BALANCE
	CURRENT MONTH	YEAR TO DATE	%	CURRENT MONTH	%	YEAR TO DATE	%			
<b>REVENUES</b>										
4004 INTERGOVERNMENTAL REVENUE	0.00	7,437.48	16	3,897.32	8	32,377.82	65	0.00	49,768.00	17,390.18
4009 MISCELLANEOUS REVENUES	200.00	500.00	83	500.00	83	500.00	83	0.00	600.00	100.00
<b>TOTAL REVENUES</b>	<b>200.00</b>	<b>7,937.48</b>	<b>17</b>	<b>4,397.32</b>	<b>9</b>	<b>32,877.82</b>	<b>65</b>	<b>0.00</b>	<b>50,368.00</b>	<b>17,490.18</b>
<b>EXPENDITURES</b>										
5001 SALARIES AND WAGES	26,757.59	123,574.41	35	39,429.31	11	147,236.11	39	0.00	374,991.00	227,754.89
5003 FRINGE BENEFITS	0.00	0.00	0	4,436.08	0	26,444.84	0	0.00	0.00	-26,444.84
5010 COMMODITIES	108.73	2,115.15	38	178.11	4	1,993.64	44	0.00	4,532.00	2,538.36
5020 SERVICES	66.60	4,147.40	6	2,204.08	6	7,827.19	20	0.00	38,410.00	30,582.81
<b>TOTAL EXPENDITURES</b>	<b>26,932.92</b>	<b>129,836.96</b>	<b>30</b>	<b>46,247.58</b>	<b>11</b>	<b>183,501.78</b>	<b>44</b>	<b>0.00</b>	<b>417,933.00</b>	<b>234,431.22</b>
<b>NET CHANGE IN FUND BALANCE</b>	<b>-26,732.92</b>	<b>-121,899.48</b>		<b>-41,850.26</b>		<b>-150,623.96</b>		<b>0.00</b>	<b>-367,565.00</b>	<b>-216,941.04</b>




FUND DEPT 1080-026 : GENERAL CORPORATE - COUNTY TREASURER

6/11/2024 4:07:22 PM

PERIOD ENDING 5/31/2024

	ACTUAL LAST YEAR			ACTUAL THIS YEAR				ENCUMBRANCE	BUDGET	UNENCUMBERED BALANCE
	CURRENT MONTH	YEAR TO DATE	%	CURRENT MONTH	%	YEAR TO DATE	%			
<b>REVENUES</b>										
4001 PROPERTY TAX	210.00	1,510.00	0	316.77	0	2,425.44	0	0.00	640,000.00	637,574.56
4004 INTERGOVERNMENTAL REVENUE	0.00	0.00	0	6,500.00	46	6,500.00	46	0.00	14,000.00	7,500.00
4007 CHARGES FOR SERVICES	0.00	0.00	0	0.00	0	0.00	0	0.00	200.00	200.00
4008 INVESTMENT EARNINGS	0.00	5,363.60	77	1,824.52	26	6,053.94	86	0.00	7,000.00	946.06
<b>TOTAL REVENUES</b>	<b>210.00</b>	<b>6,873.60</b>	<b>1</b>	<b>8,641.29</b>	<b>1</b>	<b>14,979.38</b>	<b>2</b>	<b>0.00</b>	<b>661,200.00</b>	<b>646,220.62</b>
<b>EXPENDITURES</b>										
5001 SALARIES AND WAGES	23,884.74	115,567.91	36	36,618.56	11	129,437.87	38	0.00	342,786.00	213,348.13
5003 FRINGE BENEFITS	0.00	0.00	0	4,476.70	0	22,383.50	0	0.00	0.00	-22,383.50
5010 COMMODITIES	0.00	2,624.24	40	29.00	0	1,830.61	26	0.00	7,045.25	5,214.64
5020 SERVICES	12,438.84	15,106.44	32	1,281.96	3	5,862.18	12	0.00	47,177.75	41,315.57
<b>TOTAL EXPENDITURES</b>	<b>36,323.58</b>	<b>133,298.59</b>	<b>36</b>	<b>42,406.22</b>	<b>11</b>	<b>159,514.16</b>	<b>40</b>	<b>0.00</b>	<b>397,009.00</b>	<b>237,494.84</b>
<b>NET CHANGE IN FUND BALANCE</b>	<b>-36,113.58</b>	<b>-126,424.99</b>		<b>-33,764.93</b>		<b>-144,534.78</b>		<b>0.00</b>	<b>264,191.00</b>	<b>408,725.78</b>



PERIOD ENDING 5/31/2024

	ACTUAL LAST YEAR			ACTUAL THIS YEAR				ENCUMBRANCE	BUDGET	UNENCUMBERED BALANCE
	CURRENT MONTH	YEAR TO DATE	%	CURRENT MONTH	%	YEAR TO DATE	%			
<b>REVENUES</b>										
4004 INTERGOVERNMENTAL REVENUE	400.00	1,200.00	25	11,919.00	248	34,628.00	721	0.00	4,800.00	-29,828.00
4007 CHARGES FOR SERVICES	0.00	0.00	0	0.00	0	0.00	0	0.00	45,600.00	45,600.00
4009 MISCELLANEOUS REVENUES	0.00	0.00	0	0.00	0	41.51	0	0.00	0.00	-41.51
<b>TOTAL REVENUES</b>	<b>400.00</b>	<b>1,200.00</b>	<b>2</b>	<b>11,919.00</b>	<b>24</b>	<b>34,669.51</b>	<b>69</b>	<b>0.00</b>	<b>50,400.00</b>	<b>15,730.49</b>
<b>EXPENDITURES</b>										
5001 SALARIES AND WAGES	63,913.80	303,891.63	34	98,740.70	10	345,468.00	36	0.00	970,853.00	625,385.00
5003 FRINGE BENEFITS	0.00	0.00	0	10,942.79	0	54,713.95	0	0.00	0.00	-54,713.95
5010 COMMODITIES	4,110.16	34,062.43	45	5,984.93	8	31,152.48	43	0.00	72,000.00	40,847.52
5020 SERVICES	40,442.23	137,373.26	37	22,366.04	6	112,232.37	30	0.00	378,750.00	266,517.63
<b>TOTAL EXPENDITURES</b>	<b>108,466.19</b>	<b>475,327.32</b>	<b>35</b>	<b>138,034.46</b>	<b>10</b>	<b>543,566.80</b>	<b>38</b>	<b>0.00</b>	<b>1,421,603.00</b>	<b>878,036.20</b>
<b>OTHER FINANCING SOURCES (USES)</b>										
<b>TOTAL OTHER FINANCING SOURCES (USES)</b>	<b>0.00</b>	<b>0.00</b>		<b>0.00</b>		<b>0.00</b>		<b>0.00</b>	<b>0.00</b>	<b>0.00</b>
<b>NET CHANGE IN FUND BALANCE</b>	<b>-108,066.19</b>	<b>-474,127.32</b>		<b>-126,115.46</b>		<b>-508,897.29</b>		<b>0.00</b>	<b>-1,371,203.00</b>	<b>-862,305.71</b>



**FUND DEPT 1080-030 : GENERAL CORPORATE - CIRCUIT CLERK**

6/11/2024 4:07:22 PM

**PERIOD ENDING 5/31/2024**

	ACTUAL LAST YEAR			ACTUAL THIS YEAR				ENCUMBRANCE	BUDGET	UNENCUMBERED BALANCE
	CURRENT MONTH	YEAR TO DATE	%	CURRENT MONTH	%	YEAR TO DATE	%			
<b>REVENUES</b>										
4004 INTERGOVERNMENTAL REVENUE	0.00	0.00	0	21,359.00	329	21,359.00	329	0.00	6,500.00	-14,859.00
4007 CHARGES FOR SERVICES	114,127.69	210,843.05	35	81,862.18	12	274,344.34	41	0.00	667,968.00	393,623.66
4008 INVESTMENT EARNINGS	16,399.16	31,815.51	0	5,398.10	11	23,938.76	48	0.00	50,000.00	26,061.24
<b>TOTAL REVENUES</b>	<b>130,526.85</b>	<b>242,658.56</b>	<b>40</b>	<b>108,619.28</b>	<b>15</b>	<b>319,642.10</b>	<b>44</b>	<b>0.00</b>	<b>724,468.00</b>	<b>404,825.90</b>
<b>EXPENDITURES</b>										
5001 SALARIES AND WAGES	91,888.19	438,702.54	31	177,080.25	12	601,791.52	41	0.00	1,459,873.00	858,081.48
5003 FRINGE BENEFITS	0.00	0.00	0	24,208.37	0	110,443.35	0	0.00	0.00	-110,443.35
5010 COMMODITIES	2,055.18	8,110.02	45	25,661.96	21	61,239.54	49	0.00	123,864.00	62,624.46
5020 SERVICES	3,723.24	9,731.05	29	2,907.44	2	15,159.48	8	0.00	185,909.00	170,749.52
8000 CAPITAL OUTLAY	0.00	0.00	0	14,419.80	33	14,419.80	33	21,359.00	43,549.00	7,770.20
<b>TOTAL EXPENDITURES</b>	<b>97,666.61</b>	<b>456,543.61</b>	<b>32</b>	<b>244,277.82</b>	<b>13</b>	<b>803,053.69</b>	<b>44</b>	<b>21,359.00</b>	<b>1,813,195.00</b>	<b>988,782.31</b>
<b>OTHER FINANCING SOURCES (USES)</b>										
6001 OTHER FINANCING SOURCES	0.00	0.00	0	0.00	0	0.00	0	0.00	762,836.00	762,836.00
<b>TOTAL OTHER FINANCING SOURCES (USES)</b>	<b>0.00</b>	<b>0.00</b>		<b>0.00</b>		<b>0.00</b>		<b>0.00</b>	<b>762,836.00</b>	<b>762,836.00</b>
<b>NET CHANGE IN FUND BALANCE</b>	<b>32,860.24</b>	<b>-213,885.05</b>		<b>-135,658.54</b>		<b>-483,411.59</b>		<b>-21,359.00</b>	<b>-325,891.00</b>	<b>178,879.59</b>



**FUND DEPT 1080-031 : GENERAL CORPORATE - CIRCUIT COURT**

6/11/2024 4:07:22 PM

**PERIOD ENDING 5/31/2024**

	ACTUAL LAST YEAR			ACTUAL THIS YEAR				ENCUMBRANCE	BUDGET	UNENCUMBERED BALANCE
	CURRENT MONTH	YEAR TO DATE	%	CURRENT MONTH	%	YEAR TO DATE	%			
<b>REVENUES</b>										
4004 INTERGOVERNMENTAL REVENUE	8,813.71	8,813.71	100	10,392.07	0	10,392.07	0	0.00	0.00	-10,392.07
<b>TOTAL REVENUES</b>	<b>8,813.71</b>	<b>8,813.71</b>	<b>100</b>	<b>10,392.07</b>	<b>0</b>	<b>10,392.07</b>	<b>0</b>	<b>0.00</b>	<b>0.00</b>	<b>-10,392.07</b>
<b>EXPENDITURES</b>										
5001 SALARIES AND WAGES	52,565.91	249,725.55	37	87,760.97	11	302,404.52	38	0.00	805,390.00	502,985.48
5003 FRINGE BENEFITS	0.00	0.00	0	14,196.83	0	68,625.49	0	0.00	0.00	-68,625.49
5010 COMMODITIES	2,299.46	15,249.45	38	5,713.20	15	11,263.94	30	0.00	37,100.00	25,836.06
5020 SERVICES	66,380.50	197,622.14	44	56,802.13	9	207,414.03	34	0.00	610,650.00	403,235.97
<b>TOTAL EXPENDITURES</b>	<b>121,245.87</b>	<b>462,597.14</b>	<b>39</b>	<b>164,473.13</b>	<b>11</b>	<b>589,707.98</b>	<b>41</b>	<b>0.00</b>	<b>1,453,140.00</b>	<b>863,432.02</b>
<b>OTHER FINANCING SOURCES (USES)</b>										
<b>TOTAL OTHER FINANCING SOURCES (USES)</b>	<b>0.00</b>	<b>0.00</b>		<b>0.00</b>		<b>0.00</b>		<b>0.00</b>	<b>0.00</b>	<b>0.00</b>
<b>NET CHANGE IN FUND BALANCE</b>	<b>-112,432.16</b>	<b>-453,783.43</b>		<b>-154,081.06</b>		<b>-579,315.91</b>		<b>0.00</b>	<b>-1,453,140.00</b>	<b>-873,824.09</b>



**FUND DEPT 1080-032 : GENERAL CORPORATE - JURY COMMISSION**

6/11/2024 4:07:22 PM

**PERIOD ENDING 5/31/2024**

	ACTUAL LAST YEAR			ACTUAL THIS YEAR				ENCUMBRANCE	BUDGET	UNENCUMBERED BALANCE
	CURRENT MONTH	YEAR TO DATE	%	CURRENT MONTH	%	YEAR TO DATE	%			
<b>REVENUES</b>										
4007 CHARGES FOR SERVICES	0.00	0.00	0	4,168.75	13	16,600.00	51	0.00	32,600.00	16,000.00
<b>TOTAL REVENUES</b>	<b>0.00</b>	<b>0.00</b>	<b>0</b>	<b>4,168.75</b>	<b>13</b>	<b>16,600.00</b>	<b>51</b>	<b>0.00</b>	<b>32,600.00</b>	<b>16,000.00</b>
<b>EXPENDITURES</b>										
5001 SALARIES AND WAGES	3,509.78	16,746.54	34	6,272.11	11	22,023.00	40	0.00	54,713.00	32,690.00
5010 COMMODITIES	1,177.57	3,478.24	39	185.43	2	2,008.29	19	0.00	10,836.00	8,827.71
5020 SERVICES	16,552.20	50,395.40	34	6,076.40	4	28,554.70	20	0.00	144,200.00	115,645.30
<b>TOTAL EXPENDITURES</b>	<b>21,239.55</b>	<b>70,620.18</b>	<b>35</b>	<b>12,533.94</b>	<b>6</b>	<b>52,585.99</b>	<b>25</b>	<b>0.00</b>	<b>209,749.00</b>	<b>157,163.01</b>
<b>NET CHANGE IN FUND BALANCE</b>	<b>-21,239.55</b>	<b>-70,620.18</b>		<b>-8,365.19</b>		<b>-35,985.99</b>		<b>0.00</b>	<b>-177,149.00</b>	<b>-141,163.01</b>



FUND DEPT 1080-036 : GENERAL CORPORATE - PUBLIC DEFENDER

6/11/2024 4:07:22 PM

PERIOD ENDING 5/31/2024

	ACTUAL LAST YEAR			ACTUAL THIS YEAR				ENCUMBRANCE	BUDGET	UNENCUMBERED BALANCE
	CURRENT MONTH	YEAR TO DATE	%	CURRENT MONTH	%	YEAR TO DATE	%			
<b>REVENUES</b>										
4004 INTERGOVERNMENTAL REVENUE	6,340.49	25,213.97	21	9,870.84	8	39,483.36	33	0.00	118,449.00	78,965.64
4007 CHARGES FOR SERVICES	2,648.61	5,656.89	11	1,300.27	8	3,169.13	20	0.00	16,000.00	12,830.87
4009 MISCELLANEOUS REVENUES	0.00	0.00	0	0.00	0	40.00	0	0.00	0.00	-40.00
<b>TOTAL REVENUES</b>	<b>8,989.10</b>	<b>30,870.86</b>	<b>18</b>	<b>11,171.11</b>	<b>8</b>	<b>42,692.49</b>	<b>32</b>	<b>0.00</b>	<b>134,449.00</b>	<b>91,756.51</b>
<b>EXPENDITURES</b>										
5001 SALARIES AND WAGES	109,473.63	517,857.93	35	173,416.84	10	658,358.72	39	0.00	1,698,265.00	1,039,906.28
5003 FRINGE BENEFITS	0.00	0.00	0	13,202.92	0	58,438.27	0	0.00	0.00	-58,438.27
5010 COMMODITIES	2,066.97	9,703.85	59	530.62	4	4,953.97	41	0.00	12,197.00	7,243.03
5020 SERVICES	6,331.29	14,686.24	29	12,970.12	17	39,101.75	51	0.00	77,296.00	38,194.25
<b>TOTAL EXPENDITURES</b>	<b>117,871.89</b>	<b>542,248.02</b>	<b>35</b>	<b>200,120.50</b>	<b>11</b>	<b>760,852.71</b>	<b>43</b>	<b>0.00</b>	<b>1,787,758.00</b>	<b>1,026,905.29</b>
<b>NET CHANGE IN FUND BALANCE</b>	<b>-108,882.79</b>	<b>-511,377.16</b>		<b>-188,949.39</b>		<b>-718,160.22</b>		<b>0.00</b>	<b>-1,653,309.00</b>	<b>-935,148.78</b>





**FUND DEPT 1080-040 : GENERAL CORPORATE - SHERIFF**

6/11/2024 4:07:22 PM

**PERIOD ENDING 5/31/2024**

	ACTUAL LAST YEAR			ACTUAL THIS YEAR				ENCUMBRANCE	BUDGET	UNENCUMBERED BALANCE
	CURRENT MONTH	YEAR TO DATE	%	CURRENT MONTH	%	YEAR TO DATE	%			
<b>REVENUES</b>										
4004 INTERGOVERNMENTAL REVENUE	111,769.02	224,491.93	19	168,502.94	14	505,164.49	43	0.00	1,174,066.00	668,901.51
4005 FINES AND FORFEITURES	3,141.74	5,063.25	17	1,334.00	7	5,728.40	29	0.00	20,000.00	14,271.60
4007 CHARGES FOR SERVICES	20,311.40	59,890.05	41	7,134.50	5	50,353.12	35	0.00	143,000.00	92,646.88
4009 MISCELLANEOUS REVENUES	609.47	2,387.27	24	2,362.37	24	2,547.37	25	0.00	10,000.00	7,452.63
<b>TOTAL REVENUES</b>	<b>135,831.63</b>	<b>291,832.50</b>	<b>21</b>	<b>179,333.81</b>	<b>13</b>	<b>563,793.38</b>	<b>42</b>	<b>0.00</b>	<b>1,347,066.00</b>	<b>783,272.62</b>
<b>EXPENDITURES</b>										
5001 SALARIES AND WAGES	23,833.44	111,719.22	37	38,407.86	12	132,225.57	40	0.00	329,527.00	197,301.43
5002 LAW ENFORCEMENT SALARIES	399,060.90	1,792,468.82	39	645,422.06	12	2,137,863.94	41	0.00	5,218,295.00	3,080,431.06
5003 FRINGE BENEFITS	0.00	0.00	0	48,397.61	0	235,446.19	0	0.00	0.00	-235,446.19
5010 COMMODITIES	10,245.19	109,487.51	39	23,246.12	10	181,245.46	76	0.00	238,102.40	56,856.94
5020 SERVICES	34,737.99	551,354.22	52	16,294.64	2	580,960.69	54	0.00	1,069,965.60	489,004.91
8000 CAPITAL OUTLAY	0.00	240,810.00	100	38,699.00	15	262,615.00	100	0.00	262,683.00	68.00
<b>TOTAL EXPENDITURES</b>	<b>467,877.52</b>	<b>2,805,839.77</b>	<b>44</b>	<b>810,467.29</b>	<b>11</b>	<b>3,530,356.85</b>	<b>50</b>	<b>0.00</b>	<b>7,118,573.00</b>	<b>3,588,216.15</b>
<b>OTHER FINANCING SOURCES (USES)</b>										
<b>TOTAL OTHER FINANCING SOURCES (USES)</b>	<b>0.00</b>	<b>0.00</b>		<b>0.00</b>		<b>0.00</b>		<b>0.00</b>	<b>0.00</b>	<b>0.00</b>
<b>NET CHANGE IN FUND BALANCE</b>	<b>-332,045.89</b>	<b>-2,514,007.27</b>		<b>-631,133.48</b>		<b>-2,966,563.47</b>		<b>0.00</b>	<b>-5,771,507.00</b>	<b>-2,804,943.53</b>



FUND DEPT 1080-041 : GENERAL CORPORATE - STATES ATTORNEY

6/11/2024 4:07:22 PM

PERIOD ENDING 5/31/2024

	ACTUAL LAST YEAR			ACTUAL THIS YEAR				ENCUMBRANCE	BUDGET	UNENCUMBERED BALANCE
	CURRENT MONTH	YEAR TO DATE	%	CURRENT MONTH	%	YEAR TO DATE	%			
<b>REVENUES</b>										
4004 INTERGOVERNMENTAL REVENUE	0.00	48,987.12	22	-6,579.38	-3	104,045.38	43	0.00	244,437.00	140,391.62
4005 FINES AND FORFEITURES	73,642.25	132,375.86	22	35,047.61	13	118,566.45	43	0.00	275,000.00	156,433.55
4007 CHARGES FOR SERVICES	14,761.58	25,160.98	30	7,400.97	15	25,173.99	50	0.00	50,000.00	24,826.01
4009 MISCELLANEOUS REVENUES	0.00	200.00	0	0.00	0	240.26	481	0.00	50.00	-190.26
<b>TOTAL REVENUES</b>	<b>88,403.83</b>	<b>206,723.96</b>	<b>23</b>	<b>35,869.20</b>	<b>6</b>	<b>248,026.08</b>	<b>44</b>	<b>0.00</b>	<b>569,487.00</b>	<b>321,460.92</b>
<b>EXPENDITURES</b>										
5001 SALARIES AND WAGES	195,704.40	940,049.36	37	311,860.16	11	1,043,110.96	37	0.00	2,852,079.00	1,808,968.04
5003 FRINGE BENEFITS	0.00	0.00	0	33,528.37	0	162,267.74	0	0.00	0.00	-162,267.74
5010 COMMODITIES	2,941.27	22,650.51	48	6,456.34	16	27,561.66	70	0.00	39,579.59	12,017.93
5020 SERVICES	4,776.29	81,355.95	57	9,020.08	6	83,199.54	53	0.00	156,516.41	73,316.87
8000 CAPITAL OUTLAY	0.00	0.00	0	0.00	0	33,525.26	99	0.00	34,025.26	500.00
<b>TOTAL EXPENDITURES</b>	<b>203,421.96</b>	<b>1,044,055.82</b>	<b>38</b>	<b>360,864.95</b>	<b>12</b>	<b>1,349,665.16</b>	<b>44</b>	<b>0.00</b>	<b>3,082,200.26</b>	<b>1,732,535.10</b>
<b>OTHER FINANCING SOURCES (USES)</b>										
<b>TOTAL OTHER FINANCING SOURCES (USES)</b>	<b>0.00</b>	<b>0.00</b>		<b>0.00</b>		<b>0.00</b>		<b>0.00</b>	<b>0.00</b>	<b>0.00</b>
<b>NET CHANGE IN FUND BALANCE</b>	<b>-115,018.13</b>	<b>-837,331.86</b>		<b>-324,995.75</b>		<b>-1,101,639.08</b>		<b>0.00</b>	<b>-2,512,713.26</b>	<b>-1,411,074.18</b>



**FUND DEPT 1080-042 : GENERAL CORPORATE - CORONER**

6/11/2024 4:07:22 PM

**PERIOD ENDING 5/31/2024**

	ACTUAL LAST YEAR			ACTUAL THIS YEAR				ENCUMBRANCE	BUDGET	UNENCUMBERED BALANCE
	CURRENT MONTH	YEAR TO DATE	%	CURRENT MONTH	%	YEAR TO DATE	%			
<b>REVENUES</b>										
4004 INTERGOVERNMENTAL REVENUE	0.00	5,130.00	30	0.00	0	10,084.00	84	0.00	12,000.00	1,916.00
4007 CHARGES FOR SERVICES	7,656.83	41,361.83	64	0.00	0	4,980.00	6	0.00	89,000.00	84,020.00
4009 MISCELLANEOUS REVENUES	0.00	1,775.00	39	0.00	0	0.00	0	0.00	4,600.00	4,600.00
<b>TOTAL REVENUES</b>	<b>7,656.83</b>	<b>48,266.83</b>	<b>56</b>	<b>0.00</b>	<b>0</b>	<b>15,064.00</b>	<b>14</b>	<b>0.00</b>	<b>105,600.00</b>	<b>90,536.00</b>
<b>EXPENDITURES</b>										
5001 SALARIES AND WAGES	36,465.97	172,556.62	32	60,621.20	11	210,380.71	38	0.00	552,790.00	342,409.29
5003 FRINGE BENEFITS	0.00	0.00	0	4,296.08	0	21,506.84	0	0.00	0.00	-21,506.84
5010 COMMODITIES	418.93	9,970.17	30	3,703.90	13	7,303.17	26	0.00	27,852.11	20,548.94
5020 SERVICES	11,631.19	66,743.34	32	9,171.67	4	55,300.14	25	0.00	224,505.89	169,205.75
<b>TOTAL EXPENDITURES</b>	<b>48,516.09</b>	<b>249,270.13</b>	<b>32</b>	<b>77,792.85</b>	<b>10</b>	<b>294,490.86</b>	<b>37</b>	<b>0.00</b>	<b>805,148.00</b>	<b>510,657.14</b>
<b>NET CHANGE IN FUND BALANCE</b>	<b>-40,859.26</b>	<b>-201,003.30</b>		<b>-77,792.85</b>		<b>-279,426.86</b>		<b>0.00</b>	<b>-699,548.00</b>	<b>-420,121.14</b>



**FUND DEPT 1080-043 : GENERAL CORPORATE - EMERGENCY MGMT AGCY (EMA)**

6/11/2024 4:07:22 PM

**PERIOD ENDING 5/31/2024**

	ACTUAL LAST YEAR			ACTUAL THIS YEAR				ENCUMBRANCE	BUDGET	UNENCUMBERED BALANCE
	CURRENT MONTH	YEAR TO DATE	%	CURRENT MONTH	%	YEAR TO DATE	%			
<b>REVENUES</b>										
4004 INTERGOVERNMENTAL REVENUE	0.00	0.00	0	15,291.05	24	24,502.27	38	0.00	65,000.00	40,497.73
4009 MISCELLANEOUS REVENUES	0.00	0.00	0	0.00	0	40,000.00	0	0.00	0.00	-40,000.00
<b>TOTAL REVENUES</b>	<b>0.00</b>	<b>0.00</b>	<b>0</b>	<b>15,291.05</b>	<b>24</b>	<b>64,502.27</b>	<b>99</b>	<b>0.00</b>	<b>65,000.00</b>	<b>497.73</b>
<b>EXPENDITURES</b>										
5001 SALARIES AND WAGES	10,982.00	43,053.04	30	17,140.50	11	59,991.75	40	0.00	150,394.00	90,402.25
5003 FRINGE BENEFITS	0.00	0.00	0	5.20	0	26.00	0	0.00	0.00	-26.00
5010 COMMODITIES	40.50	1,152.74	23	203.56	5	1,404.83	33	0.00	4,224.00	2,819.17
5020 SERVICES	6,746.66	10,985.60	38	1,055.07	3	8,549.26	28	0.00	30,567.00	22,017.74
<b>TOTAL EXPENDITURES</b>	<b>17,769.16</b>	<b>55,191.38</b>	<b>31</b>	<b>18,404.33</b>	<b>10</b>	<b>69,971.84</b>	<b>38</b>	<b>0.00</b>	<b>185,185.00</b>	<b>115,213.16</b>
<b>NET CHANGE IN FUND BALANCE</b>	<b>-17,769.16</b>	<b>-55,191.38</b>		<b>-3,113.28</b>		<b>-5,469.57</b>		<b>0.00</b>	<b>-120,185.00</b>	<b>-114,715.43</b>



**FUND DEPT 1080-051 : GENERAL CORPORATE - JUVENILE DETENTION CENTER**

6/11/2024 4:07:22 PM

**PERIOD ENDING 5/31/2024**

	ACTUAL LAST YEAR			ACTUAL THIS YEAR				ENCUMBRANCE	BUDGET	UNENCUMBERED BALANCE
	CURRENT MONTH	YEAR TO DATE	%	CURRENT MONTH	%	YEAR TO DATE	%			
<b>REVENUES</b>										
4004 INTERGOVERNMENTAL REVENUE	0.00	202,532.07	13	125,425.82	7	361,576.72	22	0.00	1,677,998.00	1,316,421.28
4009 MISCELLANEOUS REVENUES	30.12	30.12	0	0.00	0	0.00	0	0.00	0.00	0.00
<b>TOTAL REVENUES</b>	<b>30.12</b>	<b>202,562.19</b>	<b>13</b>	<b>125,425.82</b>	<b>7</b>	<b>361,576.72</b>	<b>22</b>	<b>0.00</b>	<b>1,677,998.00</b>	<b>1,316,421.28</b>
<b>EXPENDITURES</b>										
5001 SALARIES AND WAGES	104,347.00	487,909.79	31	170,604.23	9	614,652.09	34	0.00	1,808,224.00	1,193,571.91
5003 FRINGE BENEFITS	0.00	0.00	0	15,210.74	0	86,709.60	0	0.00	0.00	-86,709.60
5010 COMMODITIES	4,386.52	20,798.98	26	3,949.14	4	23,076.01	21	0.00	107,551.00	84,474.99
5020 SERVICES	11,844.49	113,961.96	36	32,598.57	15	112,965.24	51	0.00	221,035.00	108,069.76
<b>TOTAL EXPENDITURES</b>	<b>120,578.01</b>	<b>622,670.73</b>	<b>32</b>	<b>222,362.68</b>	<b>10</b>	<b>837,402.94</b>	<b>39</b>	<b>0.00</b>	<b>2,136,810.00</b>	<b>1,299,407.06</b>
<b>OTHER FINANCING SOURCES (USES)</b>										
<b>TOTAL OTHER FINANCING SOURCES (USES)</b>	<b>0.00</b>	<b>0.00</b>		<b>0.00</b>		<b>0.00</b>		<b>0.00</b>	<b>0.00</b>	<b>0.00</b>
<b>NET CHANGE IN FUND BALANCE</b>	<b>-120,547.89</b>	<b>-420,108.54</b>		<b>-96,936.86</b>		<b>-475,826.22</b>		<b>0.00</b>	<b>-458,812.00</b>	<b>17,014.22</b>



FUND DEPT 1080-052 : GENERAL CORPORATE - COURT SERVICES -PROBATION

6/11/2024 4:07:22 PM

PERIOD ENDING 5/31/2024

	ACTUAL LAST YEAR			ACTUAL THIS YEAR				ENCUMBRANCE	BUDGET	UNENCUMBERED BALANCE
	CURRENT MONTH	YEAR TO DATE	%	CURRENT MONTH	%	YEAR TO DATE	%			
<b>REVENUES</b>										
4004 INTERGOVERNMENTAL REVENUE	0.00	175,045.42	18	90,659.15	8	258,420.30	24	0.00	1,066,945.00	808,524.70
<b>TOTAL REVENUES</b>	<b>0.00</b>	<b>175,045.42</b>	<b>18</b>	<b>90,659.15</b>	<b>8</b>	<b>258,420.30</b>	<b>24</b>	<b>0.00</b>	<b>1,066,945.00</b>	<b>808,524.70</b>
<b>EXPENDITURES</b>										
5001 SALARIES AND WAGES	140,826.55	698,995.42	38	215,510.35	11	769,239.16	39	0.00	1,955,641.00	1,186,401.84
5003 FRINGE BENEFITS	0.00	0.00	0	25,397.37	0	126,714.65	0	0.00	0.00	-126,714.65
5010 COMMODITIES	440.82	4,416.89	24	1,419.10	8	5,252.99	29	0.00	18,180.00	12,927.01
5020 SERVICES	400.04	1,450.24	15	358.59	4	1,435.70	15	0.00	9,875.00	8,439.30
<b>TOTAL EXPENDITURES</b>	<b>141,667.41</b>	<b>704,862.55</b>	<b>38</b>	<b>242,685.41</b>	<b>12</b>	<b>902,642.50</b>	<b>46</b>	<b>0.00</b>	<b>1,983,696.00</b>	<b>1,081,053.50</b>
<b>OTHER FINANCING SOURCES (USES)</b>										
<b>TOTAL OTHER FINANCING SOURCES (USES)</b>	<b>0.00</b>	<b>0.00</b>		<b>0.00</b>		<b>0.00</b>		<b>0.00</b>	<b>0.00</b>	<b>0.00</b>
<b>NET CHANGE IN FUND BALANCE</b>	<b>-141,667.41</b>	<b>-529,817.13</b>		<b>-152,026.26</b>		<b>-644,222.20</b>		<b>0.00</b>	<b>-916,751.00</b>	<b>-272,528.80</b>



**FUND DEPT 1080-057 : GENERAL CORPORATE - DEPUTY SHERIFF MERIT COMM**

6/11/2024 4:07:22 PM

**PERIOD ENDING 5/31/2024**

	ACTUAL LAST YEAR			ACTUAL THIS YEAR				ENCUMBRANCE	BUDGET	UNENCUMBERED BALANCE
	CURRENT MONTH	YEAR TO DATE	%	CURRENT MONTH	%	YEAR TO DATE	%			
<b>REVENUES</b>										
<b>TOTAL REVENUES</b>	<b>0.00</b>	<b>0.00</b>	<b>0</b>	<b>0.00</b>	<b>0</b>	<b>0.00</b>	<b>0</b>	<b>0.00</b>	<b>0.00</b>	<b>0.00</b>
<b>EXPENDITURES</b>										
5001 SALARIES AND WAGES	0.00	0.00	0	135.00	14	405.00	43	0.00	950.00	545.00
5010 COMMODITIES	0.00	0.00	0	0.00	0	0.00	0	0.00	300.00	300.00
5020 SERVICES	7,468.35	16,395.46	63	1,915.61	7	20,521.01	79	0.00	25,910.00	5,388.99
<b>TOTAL EXPENDITURES</b>	<b>7,468.35</b>	<b>16,395.46</b>	<b>60</b>	<b>2,050.61</b>	<b>8</b>	<b>20,926.01</b>	<b>77</b>	<b>0.00</b>	<b>27,160.00</b>	<b>6,233.99</b>
<b>NET CHANGE IN FUND BALANCE</b>	<b>-7,468.35</b>	<b>-16,395.46</b>		<b>-2,050.61</b>		<b>-20,926.01</b>		<b>0.00</b>	<b>-27,160.00</b>	<b>-6,233.99</b>



**FUND DEPT 1080-059 : GENERAL CORPORATE - FACILITIES PLANNING**

6/11/2024 4:07:22 PM

**PERIOD ENDING 5/31/2024**

	ACTUAL LAST YEAR			ACTUAL THIS YEAR				ENCUMBRANCE	BUDGET	UNENCUMBERED BALANCE
	CURRENT MONTH	YEAR TO DATE	%	CURRENT MONTH	%	YEAR TO DATE	%			
<b>EXPENDITURES</b>										
<b>TOTAL EXPENDITURES</b>	0.00	0.00	0	0.00	0	0.00	0	0.00	0.00	0.00
<b>NET CHANGE IN FUND BALANCE</b>	0.00	0.00		0.00		0.00		0.00	0.00	0.00





**FUND DEPT 1080-060 : GENERAL CORPORATE - HIGHWAY**

6/11/2024 4:07:22 PM


**PERIOD ENDING 5/31/2024**

	ACTUAL LAST YEAR			ACTUAL THIS YEAR				ENCUMBRANCE	BUDGET	UNENCUMBERED BALANCE
	CURRENT MONTH	YEAR TO DATE	%	CURRENT MONTH	%	YEAR TO DATE	%			
<b>EXPENDITURES</b>										
<b>TOTAL EXPENDITURES</b>	0.00	0.00	0	0.00	0	0.00	0	0.00	0.00	0.00
<b>NET CHANGE IN FUND BALANCE</b>	0.00	0.00		0.00		0.00		0.00	0.00	0.00



PERIOD ENDING 5/31/2024

	ACTUAL LAST YEAR			ACTUAL THIS YEAR				ENCUMBRANCE	BUDGET	UNENCUMBERED BALANCE
	CURRENT MONTH	YEAR TO DATE	%	CURRENT MONTH	%	YEAR TO DATE	%			
<b>REVENUES</b>										
4007 CHARGES FOR SERVICES	0.00	814.07	1	273.63	1	18,466.08	37	0.00	50,000.00	31,533.92
4009 MISCELLANEOUS REVENUES	0.00	1,964.75	0	686.00	0	2,361.45	0	0.00	0.00	-2,361.45
4010 RENTS AND ROYALTIES	21,977.44	350,311.36	43	13,410.99	1	138,224.55	14	0.00	1,000,000.00	861,775.45
<b>TOTAL REVENUES</b>	<b>21,977.44</b>	<b>353,090.18</b>	<b>40</b>	<b>14,370.62</b>	<b>1</b>	<b>159,052.08</b>	<b>15</b>	<b>0.00</b>	<b>1,050,000.00</b>	<b>890,947.92</b>
<b>EXPENDITURES</b>										
5001 SALARIES AND WAGES	80,631.74	388,380.02	35	135,367.48	12	473,084.71	40	0.00	1,173,107.00	700,022.29
5003 FRINGE BENEFITS	0.00	0.00	0	19,409.61	0	97,048.05	0	0.00	0.00	-97,048.05
5010 COMMODITIES	22,453.74	62,172.68	48	14,666.23	10	59,178.41	39	0.00	150,574.65	91,396.24
5020 SERVICES	116,151.51	397,761.26	37	93,916.40	7	328,931.55	24	0.00	1,364,904.35	1,035,972.80
5050 INTEREST AND FISCAL CHARGES	0.00	0.00	0	0.00	0	0.00	0	0.00	183,150.00	183,150.00
<b>TOTAL EXPENDITURES</b>	<b>219,236.99</b>	<b>848,313.96</b>	<b>34</b>	<b>263,359.72</b>	<b>9</b>	<b>958,242.72</b>	<b>33</b>	<b>0.00</b>	<b>2,871,736.00</b>	<b>1,913,493.28</b>
<b>OTHER FINANCING SOURCES (USES)</b>										
7001 OTHER FINANCING USES	0.00	0.00	0	0.00	0	0.00	0	0.00	-2,050,000.00	-2,050,000.00
<b>TOTAL OTHER FINANCING SOURCES (USES)</b>	<b>0.00</b>	<b>0.00</b>		<b>0.00</b>		<b>0.00</b>		<b>0.00</b>	<b>-2,050,000.00</b>	<b>-2,050,000.00</b>
<b>NET CHANGE IN FUND BALANCE</b>	<b>-197,259.55</b>	<b>-495,223.78</b>		<b>-248,989.10</b>		<b>-799,190.64</b>		<b>0.00</b>	<b>-3,871,736.00</b>	<b>-3,072,545.36</b>



**FUND DEPT 1080-072 : GENERAL CORPORATE - ADA COMPLIANCE**

6/11/2024 4:07:22 PM

**PERIOD ENDING 5/31/2024**

	ACTUAL LAST YEAR			ACTUAL THIS YEAR				ENCUMBRANCE	BUDGET	UNENCUMBERED BALANCE
	CURRENT MONTH	YEAR TO DATE	%	CURRENT MONTH	%	YEAR TO DATE	%			
<b>EXPENDITURES</b>										
<b>TOTAL EXPENDITURES</b>	0.00	0.00	0	0.00	0	0.00	0	0.00	0.00	0.00
<b>NET CHANGE IN FUND BALANCE</b>	0.00	0.00		0.00		0.00		0.00	0.00	0.00



FUND DEPT 1080-075 : GENERAL CORPORATE - GENERAL COUNTY

6/11/2024 4:07:22 PM

PERIOD ENDING 5/31/2024

	ACTUAL LAST YEAR			ACTUAL THIS YEAR				ENCUMBRANCE	BUDGET	UNENCUMBERED BALANCE
	CURRENT MONTH	YEAR TO DATE	%	CURRENT MONTH	%	YEAR TO DATE	%			
<b>REVENUES</b>										
4001 PROPERTY TAX	0.00	0.00	0	0.00	0	0.00	0	0.00	17,825,667.00	17,825,667.00
4002 LOCAL SALES TAX	0.00	4,229.68	12	1,795.36	5	5,263.58	15	0.00	34,000.00	28,736.42
4003 OTHER TAXES	3,922.90	12,228.91	35	0.00	0	7,493.88	19	0.00	40,000.00	32,506.12
4004 INTERGOVERNMENTAL REVENUE	12,060.03	3,637,599.36	21	2,464,795.17	14	5,394,318.10	30	0.00	17,835,313.00	12,440,994.90
4007 CHARGES FOR SERVICES	420.00	2,880.00	10	0.00	0	0.00	0	0.00	0.00	0.00
4008 INVESTMENT EARNINGS	12,450.70	19,779.88	49	21,372.90	28	199,349.59	265	0.00	75,300.00	-124,049.59
4009 MISCELLANEOUS REVENUES	0.00	0.00	0	515,777.69	0	515,777.69	0	0.00	0.00	-515,777.69
<b>TOTAL REVENUES</b>	<b>28,853.63</b>	<b>3,676,717.83</b>	<b>11</b>	<b>3,003,741.12</b>	<b>8</b>	<b>6,122,202.84</b>	<b>17</b>	<b>0.00</b>	<b>35,810,280.00</b>	<b>29,688,077.16</b>
<b>EXPENDITURES</b>										
5003 FRINGE BENEFITS	247,434.10	1,231,371.50	33	1,804.80	0	1,358.00	0	0.00	4,375,000.00	4,373,642.00
5009 GEN GOV - FINANCIAL ADMIN	0.00	0.00	0	0.00	0	0.00	0	0.00	-606,931.00	-606,931.00
5010 COMMODITIES	0.00	0.00	0	0.00	0	0.00	0	0.00	716.05	716.05
5020 SERVICES	8,710.00	117,184.19	13	71,792.29	7	190,036.42	18	0.00	1,071,679.60	881,643.18
<b>TOTAL EXPENDITURES</b>	<b>256,144.10</b>	<b>1,348,555.69</b>	<b>33</b>	<b>73,597.09</b>	<b>2</b>	<b>191,394.42</b>	<b>4</b>	<b>0.00</b>	<b>4,840,464.65</b>	<b>4,649,070.23</b>
<b>OTHER FINANCING SOURCES (USES)</b>										
6001 OTHER FINANCING SOURCES	0.00	0.00	0	0.00	0	0.00	0	0.00	65,000.00	65,000.00
7001 OTHER FINANCING USES	0.00	0.00	0	0.00	0	0.00	0	0.00	-846,008.00	-846,008.00
<b>TOTAL OTHER FINANCING SOURCES (USES)</b>	<b>0.00</b>	<b>0.00</b>		<b>0.00</b>		<b>0.00</b>		<b>0.00</b>	<b>-781,008.00</b>	<b>-781,008.00</b>
<b>NET CHANGE IN FUND BALANCE</b>	<b>-227,290.47</b>	<b>2,328,162.14</b>		<b>2,930,144.03</b>		<b>5,930,808.42</b>		<b>0.00</b>	<b>30,188,807.35</b>	<b>24,257,998.93</b>



**FUND DEPT 1080-077 : GENERAL CORPORATE - ZONING AND ENFORCE (P&Z)**

6/11/2024 4:07:22 PM

**PERIOD ENDING 5/31/2024**

	ACTUAL LAST YEAR			ACTUAL THIS YEAR				ENCUMBRANCE	BUDGET	UNENCUMBERED BALANCE
	CURRENT MONTH	YEAR TO DATE	%	CURRENT MONTH	%	YEAR TO DATE	%			
<b>REVENUES</b>										
4006 LICENSES AND PERMITS	4,938.00	23,786.00	11	0.00	0	10,103.00	5	0.00	220,231.00	210,128.00
4007 CHARGES FOR SERVICES	13,600.00	22,485.00	266	0.00	0	8,700.00	57	0.00	15,303.00	6,603.00
<b>TOTAL REVENUES</b>	<b>18,538.00</b>	<b>46,271.00</b>	<b>21</b>	<b>0.00</b>	<b>0</b>	<b>18,803.00</b>	<b>8</b>	<b>0.00</b>	<b>235,534.00</b>	<b>216,731.00</b>
<b>EXPENDITURES</b>										
5001 SALARIES AND WAGES	29,167.62	137,546.34	27	40,108.21	8	144,949.31	27	0.00	527,516.00	382,566.69
5003 FRINGE BENEFITS	0.00	0.00	0	4,406.13	0	21,885.45	0	0.00	0.00	-21,885.45
5010 COMMODITIES	218.62	2,715.33	53	191.97	4	1,981.91	39	0.00	5,125.00	3,143.09
5020 SERVICES	126.13	3,910.65	19	226.53	1	4,314.80	20	0.00	21,877.00	17,562.20
<b>TOTAL EXPENDITURES</b>	<b>29,512.37</b>	<b>144,172.32</b>	<b>27</b>	<b>44,932.84</b>	<b>8</b>	<b>173,131.47</b>	<b>31</b>	<b>0.00</b>	<b>554,518.00</b>	<b>381,386.53</b>
<b>NET CHANGE IN FUND BALANCE</b>	<b>-10,974.37</b>	<b>-97,901.32</b>		<b>-44,932.84</b>		<b>-154,328.47</b>		<b>0.00</b>	<b>-318,984.00</b>	<b>-164,655.53</b>



**FUND DEPT 1080-124 : GENERAL CORPORATE - REGIONAL OFFICE EDUCATION**

6/11/2024 4:07:22 PM

**PERIOD ENDING 5/31/2024**

	ACTUAL LAST YEAR			ACTUAL THIS YEAR				ENCUMBRANCE	BUDGET	UNENCUMBERED BALANCE
	CURRENT MONTH	YEAR TO DATE	%	CURRENT MONTH	%	YEAR TO DATE	%			
<b>EXPENDITURES</b>										
5020 SERVICES	40,136.72	120,410.16	50	41,244.39	17	123,733.14	50	0.00	247,467.00	123,733.86
<b>TOTAL EXPENDITURES</b>	<b>40,136.72</b>	<b>120,410.16</b>	<b>50</b>	<b>41,244.39</b>	<b>17</b>	<b>123,733.14</b>	<b>50</b>	<b>0.00</b>	<b>247,467.00</b>	<b>123,733.86</b>
<b>NET CHANGE IN FUND BALANCE</b>	<b>-40,136.72</b>	<b>-120,410.16</b>		<b>-41,244.39</b>		<b>-123,733.14</b>		<b>0.00</b>	<b>-247,467.00</b>	<b>-123,733.86</b>



**FUND DEPT 1080-127 : GENERAL CORPORATE - VETERANS ASSISTNC COMMSN**

6/11/2024 4:07:22 PM

**PERIOD ENDING 5/31/2024**

	ACTUAL LAST YEAR			ACTUAL THIS YEAR				ENCUMBRANCE	BUDGET	UNENCUMBERED BALANCE
	CURRENT MONTH	YEAR TO DATE	%	CURRENT MONTH	%	YEAR TO DATE	%			
<b>REVENUES</b>										
4009 MISCELLANEOUS REVENUES	500.00	500.00	0	0.00	0	200.00	0	0.00	0.00	-200.00
<b>TOTAL REVENUES</b>	<b>500.00</b>	<b>500.00</b>	<b>0</b>	<b>0.00</b>	<b>0</b>	<b>200.00</b>	<b>0</b>	<b>0.00</b>	<b>0.00</b>	<b>-200.00</b>
<b>EXPENDITURES</b>										
5001 SALARIES AND WAGES	3,864.96	18,358.56	48	9,847.72	11	28,660.00	33	0.00	86,991.00	58,331.00
5003 FRINGE BENEFITS	0.00	0.00	0	1,144.33	5	4,913.09	21	0.00	22,876.00	17,962.91
5010 COMMODITIES	0.00	0.00	0	594.96	72	746.92	90	0.00	830.47	83.55
5020 SERVICES	12,479.00	40,268.00	49	12,531.49	10	42,811.34	35	0.00	122,268.53	79,457.19
<b>TOTAL EXPENDITURES</b>	<b>16,343.96</b>	<b>58,626.56</b>	<b>49</b>	<b>24,118.50</b>	<b>10</b>	<b>77,131.35</b>	<b>33</b>	<b>0.00</b>	<b>232,966.00</b>	<b>155,834.65</b>
<b>NET CHANGE IN FUND BALANCE</b>	<b>-15,843.96</b>	<b>-58,126.56</b>		<b>-24,118.50</b>		<b>-76,931.35</b>		<b>0.00</b>	<b>-232,966.00</b>	<b>-156,034.65</b>



FUND DEPT 1080-130 : GENERAL CORPORATE - CIRC CLK SUPPORT ENFORCE

6/11/2024 4:07:22 PM

PERIOD ENDING 5/31/2024

	ACTUAL LAST YEAR			ACTUAL THIS YEAR				ENCUMBRANCE	BUDGET	UNENCUMBERED BALANCE
	CURRENT MONTH	YEAR TO DATE	%	CURRENT MONTH	%	YEAR TO DATE	%			
<b>REVENUES</b>										
4004 INTERGOVERNMENTAL REVENUE	0.00	4,767.00	40	0.00	0	0.00	0	0.00	12,000.00	12,000.00
<b>TOTAL REVENUES</b>	<b>0.00</b>	<b>4,767.00</b>	<b>40</b>	<b>0.00</b>	<b>0</b>	<b>0.00</b>	<b>0</b>	<b>0.00</b>	<b>12,000.00</b>	<b>12,000.00</b>
<b>EXPENDITURES</b>										
5001 SALARIES AND WAGES	0.00	0.00	0	0.00	0	0.00	0	0.00	12,000.00	12,000.00
<b>TOTAL EXPENDITURES</b>	<b>0.00</b>	<b>0.00</b>	<b>0</b>	<b>0.00</b>	<b>0</b>	<b>0.00</b>	<b>0</b>	<b>0.00</b>	<b>12,000.00</b>	<b>12,000.00</b>
<b>OTHER FINANCING SOURCES (USES)</b>										
<b>TOTAL OTHER FINANCING SOURCES (USES)</b>	<b>0.00</b>	<b>0.00</b>		<b>0.00</b>		<b>0.00</b>		<b>0.00</b>	<b>0.00</b>	<b>0.00</b>
<b>NET CHANGE IN FUND BALANCE</b>	<b>0.00</b>	<b>4,767.00</b>		<b>0.00</b>		<b>0.00</b>		<b>0.00</b>	<b>0.00</b>	<b>0.00</b>





FUND DEPT 1080-140 : GENERAL CORPORATE - CORRECTIONAL CENTER

6/11/2024 4:07:22 PM

PERIOD ENDING 5/31/2024

	ACTUAL LAST YEAR			ACTUAL THIS YEAR				ENCUMBRANCE	BUDGET	UNENCUMBERED BALANCE
	CURRENT MONTH	YEAR TO DATE	%	CURRENT MONTH	%	YEAR TO DATE	%			
<b>REVENUES</b>										
4004 INTERGOVERNMENTAL REVENUE	1,268.05	29,440.05	31	1,208.55	4	3,227.00	10	0.00	31,000.00	27,773.00
4007 CHARGES FOR SERVICES	60,585.15	125,467.65	36	44,030.20	10	121,191.40	28	0.00	436,877.00	315,685.60
4009 MISCELLANEOUS REVENUES	6,696.12	13,974.88	26	8,023.90	14	32,863.83	58	0.00	57,000.00	24,136.17
<b>TOTAL REVENUES</b>	<b>68,549.32</b>	<b>168,882.58</b>	<b>34</b>	<b>53,262.65</b>	<b>10</b>	<b>157,282.23</b>	<b>30</b>	<b>0.00</b>	<b>524,877.00</b>	<b>367,594.77</b>
<b>EXPENDITURES</b>										
5001 SALARIES AND WAGES	231,797.68	1,178,562.90	32	455,144.77	11	1,699,081.23	39	0.00	4,307,916.00	2,608,834.77
5002 LAW ENFORCEMENT SALARIES	100,848.22	480,143.64	30	130,862.25	9	470,256.01	33	0.00	1,404,733.00	934,476.99
5003 FRINGE BENEFITS	0.00	0.00	0	55,922.60	0	283,416.49	0	0.00	0.00	-283,416.49
5010 COMMODITIES	55,728.31	287,320.12	49	43,842.99	6	245,311.80	34	0.00	731,188.00	485,876.20
5020 SERVICES	291,860.95	1,757,739.91	40	118,937.70	3	1,479,027.18	33	0.00	4,464,237.00	2,985,209.82
<b>TOTAL EXPENDITURES</b>	<b>680,235.16</b>	<b>3,703,766.57</b>	<b>36</b>	<b>804,710.31</b>	<b>7</b>	<b>4,177,092.71</b>	<b>38</b>	<b>0.00</b>	<b>10,908,074.00</b>	<b>6,730,981.29</b>
<b>OTHER FINANCING SOURCES (USES)</b>										
6001 OTHER FINANCING SOURCES	0.00	0.00	0	0.00	0	0.00	0	0.00	1,237,349.00	1,237,349.00
<b>TOTAL OTHER FINANCING SOURCES (USES)</b>	<b>0.00</b>	<b>0.00</b>		<b>0.00</b>		<b>0.00</b>		<b>0.00</b>	<b>1,237,349.00</b>	<b>1,237,349.00</b>
<b>NET CHANGE IN FUND BALANCE</b>	<b>-611,685.84</b>	<b>-3,534,883.99</b>		<b>-751,447.66</b>		<b>-4,019,810.48</b>		<b>0.00</b>	<b>-9,145,848.00</b>	<b>-5,126,037.52</b>



FUND DEPT 1080-141 : GENERAL CORPORATE - STS ATTY SUPPORT ENFORCE

6/11/2024 4:07:22 PM

PERIOD ENDING 5/31/2024

	ACTUAL LAST YEAR			ACTUAL THIS YEAR				ENCUMBRANCE	BUDGET	UNENCUMBERED BALANCE
	CURRENT MONTH	YEAR TO DATE	%	CURRENT MONTH	%	YEAR TO DATE	%			
<b>REVENUES</b>										
4004 INTERGOVERNMENTAL REVENUE	51,516.62	70,879.57	21	114,740.65	34	155,753.37	46	0.00	337,942.00	182,188.63
<b>TOTAL REVENUES</b>	<b>51,516.62</b>	<b>70,879.57</b>	<b>21</b>	<b>114,740.65</b>	<b>34</b>	<b>155,753.37</b>	<b>46</b>	<b>0.00</b>	<b>337,942.00</b>	<b>182,188.63</b>
<b>EXPENDITURES</b>										
5001 SALARIES AND WAGES	15,603.38	80,376.77	30	32,080.86	12	110,221.95	41	0.00	269,749.00	159,527.05
5003 FRINGE BENEFITS	5,183.59	28,844.36	32	8,769.15	8	37,884.41	37	0.00	103,264.00	65,379.59
5010 COMMODITIES	6.69	455.34	4	0.00	0	149.37	1	0.00	10,249.56	10,100.19
5020 SERVICES	41.48	829.10	3	41.73	2	208.68	8	0.00	2,750.44	2,541.76
<b>TOTAL EXPENDITURES</b>	<b>20,835.14</b>	<b>110,505.57</b>	<b>28</b>	<b>40,891.74</b>	<b>11</b>	<b>148,464.41</b>	<b>38</b>	<b>0.00</b>	<b>386,013.00</b>	<b>237,548.59</b>
<b>NET CHANGE IN FUND BALANCE</b>	<b>30,681.48</b>	<b>-39,626.00</b>		<b>73,848.91</b>		<b>7,288.96</b>		<b>0.00</b>	<b>-48,071.00</b>	<b>-55,359.96</b>




FUND DEPT 2060-100 : RPC - POLICE TRAINING - REGIONAL PLANNING COMMISSION

6/11/2024 4:07:22 PM

PERIOD ENDING 5/31/2024

	ACTUAL LAST YEAR			ACTUAL THIS YEAR				ENCUMBRANCE	BUDGET	UNENCUMBERED BALANCE
	CURRENT MONTH	YEAR TO DATE	%	CURRENT MONTH	%	YEAR TO DATE	%			
<b>REVENUES</b>										
4004 INTERGOVERNMENTAL REVENUE	0.00	0.00	0	0.00	0	208,398.09	43	0.00	485,000.00	276,601.91
4007 CHARGES FOR SERVICES	0.00	0.00	0	0.00	0	0.00	0	0.00	5,000.00	5,000.00
<b>TOTAL REVENUES</b>	<b>0.00</b>	<b>0.00</b>	<b>0</b>	<b>0.00</b>	<b>0</b>	<b>208,398.09</b>	<b>43</b>	<b>0.00</b>	<b>490,000.00</b>	<b>281,601.91</b>
<b>EXPENDITURES</b>										
5001 SALARIES AND WAGES	0.00	0.00	0	16,089.90	25	56,314.67	87	0.00	64,952.34	8,637.67
5003 FRINGE BENEFITS	0.00	0.00	0	2,958.25	6	12,437.31	24	0.00	51,994.95	39,557.64
5010 COMMODITIES	0.00	0.00	0	463.75	2	1,652.57	7	0.00	25,370.78	23,718.21
5020 SERVICES	0.00	0.00	0	45,160.79	26	131,795.86	76	0.00	173,012.60	41,216.74
8000 CAPITAL OUTLAY	0.00	0.00	0	0.00	0	0.00	0	30,246.00	35,000.00	4,754.00
<b>TOTAL EXPENDITURES</b>	<b>0.00</b>	<b>0.00</b>	<b>0</b>	<b>64,672.69</b>	<b>18</b>	<b>202,200.41</b>	<b>58</b>	<b>30,246.00</b>	<b>350,330.67</b>	<b>117,884.26</b>
<b>OTHER FINANCING SOURCES (USES)</b>										
6001 OTHER FINANCING SOURCES	0.00	0.00	0	0.00	0	173,734.35	109	0.00	160,000.00	-13,734.35
7001 OTHER FINANCING USES	0.00	0.00	0	0.00	0	-173,734.35	74	0.00	-235,734.33	-61,999.98
<b>TOTAL OTHER FINANCING SOURCES (USES)</b>	<b>0.00</b>	<b>0.00</b>		<b>0.00</b>		<b>0.00</b>		<b>0.00</b>	<b>-75,734.33</b>	<b>-75,734.33</b>
<b>NET CHANGE IN FUND BALANCE</b>	<b>0.00</b>	<b>0.00</b>		<b>-64,672.69</b>		<b>6,197.68</b>		<b>-30,246.00</b>	<b>63,935.00</b>	<b>87,983.32</b>



PERIOD ENDING 5/31/2024

	ACTUAL LAST YEAR			ACTUAL THIS YEAR				ENCUMBRANCE	BUDGET	UNENCUMBERED BALANCE
	CURRENT MONTH	YEAR TO DATE	%	CURRENT MONTH	%	YEAR TO DATE	%			
<b>REVENUES</b>										
4004 INTERGOVERNMENTAL REVENUE	1,463,486.11	8,952,604.44	29	1,074,907.08	5	6,364,061.54	28	0.00	22,942,811.00	16,578,749.46
4007 CHARGES FOR SERVICES	161,686.92	372,047.11	19	205,823.96	13	682,773.20	44	0.00	1,545,500.00	862,726.80
4008 INVESTMENT EARNINGS	4,135.72	19,462.30	382	7,218.44	18	40,137.40	100	0.00	40,000.00	-137.40
4009 MISCELLANEOUS REVENUES	0.00	19,371.79	22	0.00	0	315.12	1	0.00	61,025.00	60,709.88
<b>TOTAL REVENUES</b>	<b>1,629,308.75</b>	<b>9,363,485.64</b>	<b>29</b>	<b>1,287,949.48</b>	<b>5</b>	<b>7,087,287.26</b>	<b>29</b>	<b>0.00</b>	<b>24,589,336.00</b>	<b>17,502,048.74</b>
<b>EXPENDITURES</b>										
5001 SALARIES AND WAGES	445,202.35	2,237,720.68	28	555,768.68	8	1,953,344.69	28	0.00	6,945,062.00	4,991,717.31
5003 FRINGE BENEFITS	117,699.95	620,061.19	35	128,024.09	8	563,483.17	36	0.00	1,567,900.00	1,004,416.83
5010 COMMODITIES	30,089.55	96,110.33	20	10,354.13	2	48,409.82	10	0.00	479,971.00	431,561.18
5020 SERVICES	1,357,904.36	8,294,331.47	37	727,743.93	5	5,558,483.29	36	33,721.71	15,393,164.00	9,800,959.00
8000 CAPITAL OUTLAY	0.00	500.00	0	0.00	0	0.00	0	55,483.73	710,000.00	654,516.27
<b>TOTAL EXPENDITURES</b>	<b>1,950,896.21</b>	<b>11,248,723.67</b>	<b>34</b>	<b>1,421,890.83</b>	<b>6</b>	<b>8,123,720.97</b>	<b>32</b>	<b>89,205.44</b>	<b>25,096,097.00</b>	<b>16,883,170.59</b>
<b>OTHER FINANCING SOURCES (USES)</b>										
6001 OTHER FINANCING SOURCES	45,771.60	97,193.15	22	13,252.05	5	54,153.61	21	0.00	262,080.00	207,926.39
7001 OTHER FINANCING USES	-30,388.13	-81,809.68	26	-13,177.37	10	-52,413.91	39	0.00	-134,207.00	-81,793.09
<b>TOTAL OTHER FINANCING SOURCES (USES)</b>	<b>15,383.47</b>	<b>15,383.47</b>		<b>74.68</b>		<b>1,739.70</b>		<b>0.00</b>	<b>127,873.00</b>	<b>126,133.30</b>
<b>NET CHANGE IN FUND BALANCE</b>	<b>-306,203.99</b>	<b>-1,869,854.56</b>		<b>-133,866.67</b>		<b>-1,034,694.01</b>		<b>-89,205.44</b>	<b>-378,888.00</b>	<b>745,011.45</b>



**FUND DEPT 2076-010 : TORT IMMUNITY TAX FUND - COUNTY BOARD**

6/11/2024 4:07:22 PM

**PERIOD ENDING 5/31/2024**

	ACTUAL LAST YEAR			ACTUAL THIS YEAR				ENCUMBRANCE	BUDGET	UNENCUMBERED BALANCE
	CURRENT MONTH	YEAR TO DATE	%	CURRENT MONTH	%	YEAR TO DATE	%			
<b>EXPENDITURES</b>										
5003 FRINGE BENEFITS	0.00	0.00	0	153.26	0	275.10	0	0.00	0.00	-275.10
<b>TOTAL EXPENDITURES</b>	<b>0.00</b>	<b>0.00</b>	<b>0</b>	<b>153.26</b>	<b>0</b>	<b>275.10</b>	<b>0</b>	<b>0.00</b>	<b>0.00</b>	<b>-275.10</b>
<b>NET CHANGE IN FUND BALANCE</b>	<b>0.00</b>	<b>0.00</b>		<b>-153.26</b>		<b>-275.10</b>		<b>0.00</b>	<b>0.00</b>	<b>275.10</b>




**FUND DEPT 2076-011 : TORT IMMUNITY TAX FUND - SOLID WASTE MGMT**

6/11/2024 4:07:22 PM

**PERIOD ENDING 5/31/2024**

	ACTUAL LAST YEAR			ACTUAL THIS YEAR				ENCUMBRANCE	BUDGET	UNENCUMBERED BALANCE
	CURRENT MONTH	YEAR TO DATE	%	CURRENT MONTH	%	YEAR TO DATE	%			
<b>EXPENDITURES</b>										
<b>TOTAL EXPENDITURES</b>	0.00	0.00	0	0.00	0	0.00	0	0.00	0.00	0.00
<b>NET CHANGE IN FUND BALANCE</b>	0.00	0.00		0.00		0.00		0.00	0.00	0.00



PERIOD ENDING 5/31/2024

	ACTUAL LAST YEAR			ACTUAL THIS YEAR				ENCUMBRANCE	BUDGET	UNENCUMBERED BALANCE
	CURRENT MONTH	YEAR TO DATE	%	CURRENT MONTH	%	YEAR TO DATE	%			
<b>EXPENDITURES</b>										
5003 FRINGE BENEFITS	0.00	0.00	0	2,480.63	0	3,381.50	0	0.00	0.00	-3,381.50
<b>TOTAL EXPENDITURES</b>	<b>0.00</b>	<b>0.00</b>	<b>0</b>	<b>2,480.63</b>	<b>0</b>	<b>3,381.50</b>	<b>0</b>	<b>0.00</b>	<b>0.00</b>	<b>-3,381.50</b>
<b>NET CHANGE IN FUND BALANCE</b>	<b>0.00</b>	<b>0.00</b>		<b>-2,480.63</b>		<b>-3,381.50</b>		<b>0.00</b>	<b>0.00</b>	<b>3,381.50</b>



**FUND DEPT 2076-020 : TORT IMMUNITY TAX FUND - AUDITOR**

6/11/2024 4:07:22 PM

**PERIOD ENDING 5/31/2024**

	ACTUAL LAST YEAR			ACTUAL THIS YEAR				ENCUMBRANCE	BUDGET	UNENCUMBERED BALANCE
	CURRENT MONTH	YEAR TO DATE	%	CURRENT MONTH	%	YEAR TO DATE	%			
<b>EXPENDITURES</b>										
5003 FRINGE BENEFITS	0.00	0.00	0	1,493.60	0	2,034.58	0	0.00	0.00	-2,034.58
<b>TOTAL EXPENDITURES</b>	<b>0.00</b>	<b>0.00</b>	<b>0</b>	<b>1,493.60</b>	<b>0</b>	<b>2,034.58</b>	<b>0</b>	<b>0.00</b>	<b>0.00</b>	<b>-2,034.58</b>
<b>NET CHANGE IN FUND BALANCE</b>	<b>0.00</b>	<b>0.00</b>		<b>-1,493.60</b>		<b>-2,034.58</b>		<b>0.00</b>	<b>0.00</b>	<b>2,034.58</b>





**FUND DEPT 2076-021 : TORT IMMUNITY TAX FUND - BOARD OF REVIEW**

6/11/2024 4:07:22 PM

**PERIOD ENDING 5/31/2024**

	ACTUAL LAST YEAR			ACTUAL THIS YEAR				ENCUMBRANCE	BUDGET	UNENCUMBERED BALANCE
	CURRENT MONTH	YEAR TO DATE	%	CURRENT MONTH	%	YEAR TO DATE	%			
<b>EXPENDITURES</b>										
5003 FRINGE BENEFITS	0.00	0.00	0	771.21	0	963.67	0	0.00	0.00	-963.67
<b>TOTAL EXPENDITURES</b>	<b>0.00</b>	<b>0.00</b>	<b>0</b>	<b>771.21</b>	<b>0</b>	<b>963.67</b>	<b>0</b>	<b>0.00</b>	<b>0.00</b>	<b>-963.67</b>
<b>NET CHANGE IN FUND BALANCE</b>	<b>0.00</b>	<b>0.00</b>		<b>-771.21</b>		<b>-963.67</b>		<b>0.00</b>	<b>0.00</b>	<b>963.67</b>



FUND DEPT 2076-022 : TORT IMMUNITY TAX FUND - COUNTY CLERK

6/11/2024 4:07:22 PM

PERIOD ENDING 5/31/2024

	ACTUAL LAST YEAR			ACTUAL THIS YEAR				ENCUMBRANCE	BUDGET	UNENCUMBERED BALANCE
	CURRENT MONTH	YEAR TO DATE	%	CURRENT MONTH	%	YEAR TO DATE	%			
<b>EXPENDITURES</b>										
5003 FRINGE BENEFITS	0.00	0.00	0	3,443.14	0	4,773.64	0	0.00	0.00	-4,773.64
<b>TOTAL EXPENDITURES</b>	<b>0.00</b>	<b>0.00</b>	<b>0</b>	<b>3,443.14</b>	<b>0</b>	<b>4,773.64</b>	<b>0</b>	<b>0.00</b>	<b>0.00</b>	<b>-4,773.64</b>
<b>NET CHANGE IN FUND BALANCE</b>	<b>0.00</b>	<b>0.00</b>		<b>-3,443.14</b>		<b>-4,773.64</b>		<b>0.00</b>	<b>0.00</b>	<b>4,773.64</b>



**FUND DEPT 2076-023 : TORT IMMUNITY TAX FUND - RECORDER**

6/11/2024 4:07:22 PM

**PERIOD ENDING 5/31/2024**

	ACTUAL LAST YEAR			ACTUAL THIS YEAR				ENCUMBRANCE	BUDGET	UNENCUMBERED BALANCE
	CURRENT MONTH	YEAR TO DATE	%	CURRENT MONTH	%	YEAR TO DATE	%			
<b>EXPENDITURES</b>										
5003 FRINGE BENEFITS	0.00	0.00	0	802.64	0	1,027.62	0	0.00	0.00	-1,027.62
<b>TOTAL EXPENDITURES</b>	<b>0.00</b>	<b>0.00</b>	<b>0</b>	<b>802.64</b>	<b>0</b>	<b>1,027.62</b>	<b>0</b>	<b>0.00</b>	<b>0.00</b>	<b>-1,027.62</b>
<b>NET CHANGE IN FUND BALANCE</b>	<b>0.00</b>	<b>0.00</b>		<b>-802.64</b>		<b>-1,027.62</b>		<b>0.00</b>	<b>0.00</b>	<b>1,027.62</b>



FUND DEPT 2076-025 : TORT IMMUNITY TAX FUND - SUPERVISOR OF ASSESSMENT

6/11/2024 4:07:22 PM

PERIOD ENDING 5/31/2024

	ACTUAL LAST YEAR			ACTUAL THIS YEAR				ENCUMBRANCE	BUDGET	UNENCUMBERED BALANCE
	CURRENT MONTH	YEAR TO DATE	%	CURRENT MONTH	%	YEAR TO DATE	%			
<b>EXPENDITURES</b>										
5003 FRINGE BENEFITS	0.00	0.00	0	1,708.89	0	2,190.49	0	0.00	0.00	-2,190.49
<b>TOTAL EXPENDITURES</b>	<b>0.00</b>	<b>0.00</b>	<b>0</b>	<b>1,708.89</b>	<b>0</b>	<b>2,190.49</b>	<b>0</b>	<b>0.00</b>	<b>0.00</b>	<b>-2,190.49</b>
<b>NET CHANGE IN FUND BALANCE</b>	<b>0.00</b>	<b>0.00</b>		<b>-1,708.89</b>		<b>-2,190.49</b>		<b>0.00</b>	<b>0.00</b>	<b>2,190.49</b>



FUND DEPT 2076-026 : TORT IMMUNITY TAX FUND - COUNTY TREASURER

6/11/2024 4:07:22 PM

PERIOD ENDING 5/31/2024

	ACTUAL LAST YEAR			ACTUAL THIS YEAR				ENCUMBRANCE	BUDGET	UNENCUMBERED BALANCE
	CURRENT MONTH	YEAR TO DATE	%	CURRENT MONTH	%	YEAR TO DATE	%			
<b>EXPENDITURES</b>										
5003 FRINGE BENEFITS	0.00	0.00	0	956.48	0	1,365.89	0	0.00	0.00	-1,365.89
<b>TOTAL EXPENDITURES</b>	<b>0.00</b>	<b>0.00</b>	<b>0</b>	<b>956.48</b>	<b>0</b>	<b>1,365.89</b>	<b>0</b>	<b>0.00</b>	<b>0.00</b>	<b>-1,365.89</b>
<b>NET CHANGE IN FUND BALANCE</b>	<b>0.00</b>	<b>0.00</b>		<b>-956.48</b>		<b>-1,365.89</b>		<b>0.00</b>	<b>0.00</b>	<b>1,365.89</b>



**FUND DEPT 2076-028 : TORT IMMUNITY TAX FUND - INFORMATION TECHNOLOGY (IT)**

6/11/2024 4:07:22 PM

**PERIOD ENDING 5/31/2024**

	ACTUAL LAST YEAR			ACTUAL THIS YEAR				ENCUMBRANCE	BUDGET	UNENCUMBERED BALANCE
	CURRENT MONTH	YEAR TO DATE	%	CURRENT MONTH	%	YEAR TO DATE	%			
<b>EXPENDITURES</b>										
5003 FRINGE BENEFITS	0.00	0.00	0	3,492.47	0	4,588.19	0	0.00	0.00	-4,588.19
<b>TOTAL EXPENDITURES</b>	<b>0.00</b>	<b>0.00</b>	<b>0</b>	<b>3,492.47</b>	<b>0</b>	<b>4,588.19</b>	<b>0</b>	<b>0.00</b>	<b>0.00</b>	<b>-4,588.19</b>
<b>NET CHANGE IN FUND BALANCE</b>	<b>0.00</b>	<b>0.00</b>		<b>-3,492.47</b>		<b>-4,588.19</b>		<b>0.00</b>	<b>0.00</b>	<b>4,588.19</b>



**FUND DEPT 2076-030 : TORT IMMUNITY TAX FUND - CIRCUIT CLERK**

6/11/2024 4:07:22 PM

**PERIOD ENDING 5/31/2024**

	ACTUAL LAST YEAR			ACTUAL THIS YEAR				ENCUMBRANCE	BUDGET	UNENCUMBERED BALANCE
	CURRENT MONTH	YEAR TO DATE	%	CURRENT MONTH	%	YEAR TO DATE	%			
<b>EXPENDITURES</b>										
5003 FRINGE BENEFITS	0.00	0.00	0	6,467.96	0	8,342.89	0	0.00	0.00	-8,342.89
<b>TOTAL EXPENDITURES</b>	<b>0.00</b>	<b>0.00</b>	<b>0</b>	<b>6,467.96</b>	<b>0</b>	<b>8,342.89</b>	<b>0</b>	<b>0.00</b>	<b>0.00</b>	<b>-8,342.89</b>
<b>NET CHANGE IN FUND BALANCE</b>	<b>0.00</b>	<b>0.00</b>		<b>-6,467.96</b>		<b>-8,342.89</b>		<b>0.00</b>	<b>0.00</b>	<b>8,342.89</b>



FUND DEPT 2076-031 : TORT IMMUNITY TAX FUND - CIRCUIT COURT

6/11/2024 4:07:22 PM

PERIOD ENDING 5/31/2024

	ACTUAL LAST YEAR			ACTUAL THIS YEAR				ENCUMBRANCE	BUDGET	UNENCUMBERED BALANCE
	CURRENT MONTH	YEAR TO DATE	%	CURRENT MONTH	%	YEAR TO DATE	%			
<b>EXPENDITURES</b>										
5003 FRINGE BENEFITS	0.00	0.00	0	3,570.37	0	4,524.35	0	0.00	0.00	-4,524.35
<b>TOTAL EXPENDITURES</b>	<b>0.00</b>	<b>0.00</b>	<b>0</b>	<b>3,570.37</b>	<b>0</b>	<b>4,524.35</b>	<b>0</b>	<b>0.00</b>	<b>0.00</b>	<b>-4,524.35</b>
<b>NET CHANGE IN FUND BALANCE</b>	<b>0.00</b>	<b>0.00</b>		<b>-3,570.37</b>		<b>-4,524.35</b>		<b>0.00</b>	<b>0.00</b>	<b>4,524.35</b>





**FUND DEPT 2076-032 : TORT IMMUNITY TAX FUND - JURY COMMISSION**

6/11/2024 4:07:22 PM

**PERIOD ENDING 5/31/2024**

	ACTUAL LAST YEAR			ACTUAL THIS YEAR				ENCUMBRANCE	BUDGET	UNENCUMBERED BALANCE
	CURRENT MONTH	YEAR TO DATE	%	CURRENT MONTH	%	YEAR TO DATE	%			
<b>EXPENDITURES</b>										
5003 FRINGE BENEFITS	0.00	0.00	0	273.72	0	343.25	0	0.00	0.00	-343.25
<b>TOTAL EXPENDITURES</b>	<b>0.00</b>	<b>0.00</b>	<b>0</b>	<b>273.72</b>	<b>0</b>	<b>343.25</b>	<b>0</b>	<b>0.00</b>	<b>0.00</b>	<b>-343.25</b>
<b>NET CHANGE IN FUND BALANCE</b>	<b>0.00</b>	<b>0.00</b>		<b>-273.72</b>		<b>-343.25</b>		<b>0.00</b>	<b>0.00</b>	<b>343.25</b>



FUND DEPT 2076-036 : TORT IMMUNITY TAX FUND - PUBLIC DEFENDER

6/11/2024 4:07:22 PM

PERIOD ENDING 5/31/2024

	ACTUAL LAST YEAR			ACTUAL THIS YEAR				ENCUMBRANCE	BUDGET	UNENCUMBERED BALANCE
	CURRENT MONTH	YEAR TO DATE	%	CURRENT MONTH	%	YEAR TO DATE	%			
<b>EXPENDITURES</b>										
5003 FRINGE BENEFITS	0.00	0.00	0	6,099.80	0	6,738.30	0	0.00	0.00	-6,738.30
<b>TOTAL EXPENDITURES</b>	<b>0.00</b>	<b>0.00</b>	<b>0</b>	<b>6,099.80</b>	<b>0</b>	<b>6,738.30</b>	<b>0</b>	<b>0.00</b>	<b>0.00</b>	<b>-6,738.30</b>
<b>NET CHANGE IN FUND BALANCE</b>	<b>0.00</b>	<b>0.00</b>		<b>-6,099.80</b>		<b>-6,738.30</b>		<b>0.00</b>	<b>0.00</b>	<b>6,738.30</b>



**FUND DEPT 2076-040 : TORT IMMUNITY TAX FUND - SHERIFF**

6/11/2024 4:07:22 PM

**PERIOD ENDING 5/31/2024**

	ACTUAL LAST YEAR			ACTUAL THIS YEAR				ENCUMBRANCE	BUDGET	UNENCUMBERED BALANCE
	CURRENT MONTH	YEAR TO DATE	%	CURRENT MONTH	%	YEAR TO DATE	%			
<b>EXPENDITURES</b>										
5003 FRINGE BENEFITS	0.00	0.00	0	18,715.76	0	123,426.76	0	0.00	0.00	-123,426.76
<b>TOTAL EXPENDITURES</b>	<b>0.00</b>	<b>0.00</b>	<b>0</b>	<b>18,715.76</b>	<b>0</b>	<b>123,426.76</b>	<b>0</b>	<b>0.00</b>	<b>0.00</b>	<b>-123,426.76</b>
<b>NET CHANGE IN FUND BALANCE</b>	<b>0.00</b>	<b>0.00</b>		<b>-18,715.76</b>		<b>-123,426.76</b>		<b>0.00</b>	<b>0.00</b>	<b>123,426.76</b>



**FUND DEPT 2076-041 : TORT IMMUNITY TAX FUND - STATES ATTORNEY**

6/11/2024 4:07:22 PM

**PERIOD ENDING 5/31/2024**

	ACTUAL LAST YEAR			ACTUAL THIS YEAR				ENCUMBRANCE	BUDGET	UNENCUMBERED BALANCE
	CURRENT MONTH	YEAR TO DATE	%	CURRENT MONTH	%	YEAR TO DATE	%			
<b>EXPENDITURES</b>										
5003 FRINGE BENEFITS	0.00	0.00	0	9,379.50	0	10,222.33	0	0.00	0.00	-10,222.33
<b>TOTAL EXPENDITURES</b>	<b>0.00</b>	<b>0.00</b>	<b>0</b>	<b>9,379.50</b>	<b>0</b>	<b>10,222.33</b>	<b>0</b>	<b>0.00</b>	<b>0.00</b>	<b>-10,222.33</b>
<b>NET CHANGE IN FUND BALANCE</b>	<b>0.00</b>	<b>0.00</b>		<b>-9,379.50</b>		<b>-10,222.33</b>		<b>0.00</b>	<b>0.00</b>	<b>10,222.33</b>




**FUND DEPT 2076-042 : TORT IMMUNITY TAX FUND - CORONER**

6/11/2024 4:07:22 PM

**PERIOD ENDING 5/31/2024**

	ACTUAL LAST YEAR			ACTUAL THIS YEAR				ENCUMBRANCE	BUDGET	UNENCUMBERED BALANCE
	CURRENT MONTH	YEAR TO DATE	%	CURRENT MONTH	%	YEAR TO DATE	%			
<b>EXPENDITURES</b>										
5003 FRINGE BENEFITS	0.00	0.00	0	1,978.23	0	2,757.87	0	0.00	0.00	-2,757.87
<b>TOTAL EXPENDITURES</b>	<b>0.00</b>	<b>0.00</b>	<b>0</b>	<b>1,978.23</b>	<b>0</b>	<b>2,757.87</b>	<b>0</b>	<b>0.00</b>	<b>0.00</b>	<b>-2,757.87</b>
<b>NET CHANGE IN FUND BALANCE</b>	<b>0.00</b>	<b>0.00</b>		<b>-1,978.23</b>		<b>-2,757.87</b>		<b>0.00</b>	<b>0.00</b>	<b>2,757.87</b>




**FUND DEPT 2076-043 : TORT IMMUNITY TAX FUND - EMERGENCY MGMT AGCY (EMA)**

6/11/2024 4:07:22 PM

**PERIOD ENDING 5/31/2024**

	ACTUAL LAST YEAR			ACTUAL THIS YEAR				ENCUMBRANCE	BUDGET	UNENCUMBERED BALANCE
	CURRENT MONTH	YEAR TO DATE	%	CURRENT MONTH	%	YEAR TO DATE	%			
<b>EXPENDITURES</b>										
5003 FRINGE BENEFITS	0.00	0.00	0	633.29	0	3,695.73	0	0.00	0.00	-3,695.73
<b>TOTAL EXPENDITURES</b>	<b>0.00</b>	<b>0.00</b>	<b>0</b>	<b>633.29</b>	<b>0</b>	<b>3,695.73</b>	<b>0</b>	<b>0.00</b>	<b>0.00</b>	<b>-3,695.73</b>
<b>NET CHANGE IN FUND BALANCE</b>	<b>0.00</b>	<b>0.00</b>		<b>-633.29</b>		<b>-3,695.73</b>		<b>0.00</b>	<b>0.00</b>	<b>3,695.73</b>




FUND DEPT 2076-051 : TORT IMMUNITY TAX FUND - JUVENILE DETENTION CENTER

6/11/2024 4:07:22 PM

PERIOD ENDING 5/31/2024

	ACTUAL LAST YEAR			ACTUAL THIS YEAR				ENCUMBRANCE	BUDGET	UNENCUMBERED BALANCE
	CURRENT MONTH	YEAR TO DATE	%	CURRENT MONTH	%	YEAR TO DATE	%			
<b>EXPENDITURES</b>										
5003 FRINGE BENEFITS	0.00	0.00	0	7,726.96	0	38,237.95	0	0.00	0.00	-38,237.95
<b>TOTAL EXPENDITURES</b>	<b>0.00</b>	<b>0.00</b>	<b>0</b>	<b>7,726.96</b>	<b>0</b>	<b>38,237.95</b>	<b>0</b>	<b>0.00</b>	<b>0.00</b>	<b>-38,237.95</b>
<b>NET CHANGE IN FUND BALANCE</b>	<b>0.00</b>	<b>0.00</b>		<b>-7,726.96</b>		<b>-38,237.95</b>		<b>0.00</b>	<b>0.00</b>	<b>38,237.95</b>




**FUND DEPT 2076-052 : TORT IMMUNITY TAX FUND - COURT SERVICES -PROBATION**

6/11/2024 4:07:22 PM

**PERIOD ENDING 5/31/2024**

	ACTUAL LAST YEAR			ACTUAL THIS YEAR				ENCUMBRANCE	BUDGET	UNENCUMBERED BALANCE
	CURRENT MONTH	YEAR TO DATE	%	CURRENT MONTH	%	YEAR TO DATE	%			
<b>EXPENDITURES</b>										
5003 FRINGE BENEFITS	0.00	0.00	0	8,425.85	0	45,881.26	0	0.00	0.00	-45,881.26
<b>TOTAL EXPENDITURES</b>	<b>0.00</b>	<b>0.00</b>	<b>0</b>	<b>8,425.85</b>	<b>0</b>	<b>45,881.26</b>	<b>0</b>	<b>0.00</b>	<b>0.00</b>	<b>-45,881.26</b>
<b>NET CHANGE IN FUND BALANCE</b>	<b>0.00</b>	<b>0.00</b>		<b>-8,425.85</b>		<b>-45,881.26</b>		<b>0.00</b>	<b>0.00</b>	<b>45,881.26</b>





**FUND DEPT 2076-057 : TORT IMMUNITY TAX FUND - DEPUTY SHERIFF MERIT COMM**

6/11/2024 4:07:22 PM

**PERIOD ENDING 5/31/2024**

	ACTUAL LAST YEAR			ACTUAL THIS YEAR				ENCUMBRANCE	BUDGET	UNENCUMBERED BALANCE
	CURRENT MONTH	YEAR TO DATE	%	CURRENT MONTH	%	YEAR TO DATE	%			
<b>EXPENDITURES</b>										
5003 FRINGE BENEFITS	0.00	0.00	0	0.00	0	1.14	0	0.00	0.00	-1.14
<b>TOTAL EXPENDITURES</b>	<b>0.00</b>	<b>0.00</b>	<b>0</b>	<b>0.00</b>	<b>0</b>	<b>1.14</b>	<b>0</b>	<b>0.00</b>	<b>0.00</b>	<b>-1.14</b>
<b>NET CHANGE IN FUND BALANCE</b>	<b>0.00</b>	<b>0.00</b>		<b>0.00</b>		<b>-1.14</b>		<b>0.00</b>	<b>0.00</b>	<b>1.14</b>



**FUND DEPT 2076-071 : TORT IMMUNITY TAX FUND - PUBLIC PROP (PHYS, PLNT, FAC)**

6/11/2024 4:07:22 PM

**PERIOD ENDING 5/31/2024**

	ACTUAL LAST YEAR			ACTUAL THIS YEAR				ENCUMBRANCE	BUDGET	UNENCUMBERED BALANCE
	CURRENT MONTH	YEAR TO DATE	%	CURRENT MONTH	%	YEAR TO DATE	%			
<b>EXPENDITURES</b>										
5003 FRINGE BENEFITS	0.00	0.00	0	5,273.55	0	51,986.65	0	0.00	0.00	-51,986.65
<b>TOTAL EXPENDITURES</b>	<b>0.00</b>	<b>0.00</b>	<b>0</b>	<b>5,273.55</b>	<b>0</b>	<b>51,986.65</b>	<b>0</b>	<b>0.00</b>	<b>0.00</b>	<b>-51,986.65</b>
<b>NET CHANGE IN FUND BALANCE</b>	<b>0.00</b>	<b>0.00</b>		<b>-5,273.55</b>		<b>-51,986.65</b>		<b>0.00</b>	<b>0.00</b>	<b>51,986.65</b>



FUND DEPT 2076-075 : TORT IMMUNITY TAX FUND - GENERAL COUNTY

6/11/2024 4:07:22 PM

PERIOD ENDING 5/31/2024

	ACTUAL LAST YEAR			ACTUAL THIS YEAR				ENCUMBRANCE	BUDGET	UNENCUMBERED BALANCE
	CURRENT MONTH	YEAR TO DATE	%	CURRENT MONTH	%	YEAR TO DATE	%			
<b>REVENUES</b>										
4001 PROPERTY TAX	0.00	0.00	0	0.00	0	0.00	0	0.00	2,896,732.00	2,896,732.00
4008 INVESTMENT EARNINGS	1,132.04	9,619.12	0	2,982.17	30	26,333.95	263	0.00	10,000.00	-16,333.95
<b>TOTAL REVENUES</b>	<b>1,132.04</b>	<b>9,619.12</b>	<b>0</b>	<b>2,982.17</b>	<b>0</b>	<b>26,333.95</b>	<b>1</b>	<b>0.00</b>	<b>2,906,732.00</b>	<b>2,880,398.05</b>
<b>EXPENDITURES</b>										
5003 FRINGE BENEFITS	83,530.29	388,642.97	33	0.00	0	0.00	0	0.00	1,390,000.00	1,390,000.00
5020 SERVICES	0.00	0.00	0	0.00	0	1,375.00	0	0.00	1,500,000.00	1,498,625.00
<b>TOTAL EXPENDITURES</b>	<b>83,530.29</b>	<b>388,642.97</b>	<b>15</b>	<b>0.00</b>	<b>0</b>	<b>1,375.00</b>	<b>0</b>	<b>0.00</b>	<b>2,890,000.00</b>	<b>2,888,625.00</b>
<b>OTHER FINANCING SOURCES (USES)</b>										
6001 OTHER FINANCING SOURCES	0.00	1,212.99	0	0.00	0	0.00	0	0.00	0.00	0.00
<b>TOTAL OTHER FINANCING SOURCES (USES)</b>	<b>0.00</b>	<b>1,212.99</b>		<b>0.00</b>		<b>0.00</b>		<b>0.00</b>	<b>0.00</b>	<b>0.00</b>
<b>NET CHANGE IN FUND BALANCE</b>	<b>-82,398.25</b>	<b>-377,810.86</b>		<b>2,982.17</b>		<b>24,958.95</b>		<b>0.00</b>	<b>16,732.00</b>	<b>-8,226.95</b>



**FUND DEPT 2076-077 : TORT IMMUNITY TAX FUND - ZONING AND ENFORCE (P&Z)**

6/11/2024 4:07:22 PM

**PERIOD ENDING 5/31/2024**

	ACTUAL LAST YEAR			ACTUAL THIS YEAR				ENCUMBRANCE	BUDGET	UNENCUMBERED BALANCE
	CURRENT MONTH	YEAR TO DATE	%	CURRENT MONTH	%	YEAR TO DATE	%			
<b>EXPENDITURES</b>										
5003 FRINGE BENEFITS	0.00	0.00	0	1,461.20	0	1,930.29	0	0.00	0.00	-1,930.29
<b>TOTAL EXPENDITURES</b>	<b>0.00</b>	<b>0.00</b>	<b>0</b>	<b>1,461.20</b>	<b>0</b>	<b>1,930.29</b>	<b>0</b>	<b>0.00</b>	<b>0.00</b>	<b>-1,930.29</b>
<b>NET CHANGE IN FUND BALANCE</b>	<b>0.00</b>	<b>0.00</b>		<b>-1,461.20</b>		<b>-1,930.29</b>		<b>0.00</b>	<b>0.00</b>	<b>1,930.29</b>



**FUND DEPT 2076-127 : TORT IMMUNITY TAX FUND - VETERANS ASSISTNC COMSSN**

6/11/2024 4:07:22 PM

**PERIOD ENDING 5/31/2024**

	ACTUAL LAST YEAR			ACTUAL THIS YEAR				ENCUMBRANCE	BUDGET	UNENCUMBERED BALANCE
	CURRENT MONTH	YEAR TO DATE	%	CURRENT MONTH	%	YEAR TO DATE	%			
<b>EXPENDITURES</b>										
5003 FRINGE BENEFITS	0.00	0.00	0	339.13	0	421.38	0	0.00	0.00	-421.38
<b>TOTAL EXPENDITURES</b>	<b>0.00</b>	<b>0.00</b>	<b>0</b>	<b>339.13</b>	<b>0</b>	<b>421.38</b>	<b>0</b>	<b>0.00</b>	<b>0.00</b>	<b>-421.38</b>
<b>NET CHANGE IN FUND BALANCE</b>	<b>0.00</b>	<b>0.00</b>		<b>-339.13</b>		<b>-421.38</b>		<b>0.00</b>	<b>0.00</b>	<b>421.38</b>



**FUND DEPT 2076-130 : TORT IMMUNITY TAX FUND - CIRC CLK SUPPORT ENFORCE**

6/11/2024 4:07:22 PM

**PERIOD ENDING 5/31/2024**

	ACTUAL LAST YEAR			ACTUAL THIS YEAR				ENCUMBRANCE	BUDGET	UNENCUMBERED BALANCE
	CURRENT MONTH	YEAR TO DATE	%	CURRENT MONTH	%	YEAR TO DATE	%			
<b>EXPENDITURES</b>										
<b>TOTAL EXPENDITURES</b>	0.00	0.00	0	0.00	0	0.00	0	0.00	0.00	0.00
<b>NET CHANGE IN FUND BALANCE</b>	0.00	0.00		0.00		0.00		0.00	0.00	0.00



**FUND DEPT 2076-140 : TORT IMMUNITY TAX FUND - CORRECTIONAL CENTER**

6/11/2024 4:07:22 PM

**PERIOD ENDING 5/31/2024**

	ACTUAL LAST YEAR			ACTUAL THIS YEAR				ENCUMBRANCE	BUDGET	UNENCUMBERED BALANCE
	CURRENT MONTH	YEAR TO DATE	%	CURRENT MONTH	%	YEAR TO DATE	%			
<b>EXPENDITURES</b>										
5003 FRINGE BENEFITS	0.00	0.00	0	22,487.02	0	117,882.17	0	0.00	0.00	-117,882.17
<b>TOTAL EXPENDITURES</b>	<b>0.00</b>	<b>0.00</b>	<b>0</b>	<b>22,487.02</b>	<b>0</b>	<b>117,882.17</b>	<b>0</b>	<b>0.00</b>	<b>0.00</b>	<b>-117,882.17</b>
<b>NET CHANGE IN FUND BALANCE</b>	<b>0.00</b>	<b>0.00</b>		<b>-22,487.02</b>		<b>-117,882.17</b>		<b>0.00</b>	<b>0.00</b>	<b>117,882.17</b>



FUND DEPT 2083-060 : COUNTY HIGHWAY - HIGHWAY

6/11/2024 4:07:22 PM

PERIOD ENDING 5/31/2024

	ACTUAL LAST YEAR			ACTUAL THIS YEAR				ENCUMBRANCE	BUDGET	UNENCUMBERED BALANCE
	CURRENT MONTH	YEAR TO DATE	%	CURRENT MONTH	%	YEAR TO DATE	%			
<b>REVENUES</b>										
4001 PROPERTY TAX	0.00	0.00	0	0.00	0	0.00	0	0.00	3,384,576.00	3,384,576.00
4004 INTERGOVERNMENTAL REVENUE	0.00	0.00	0	0.00	0	-5,876.56	-2	0.00	250,000.00	255,876.56
4007 CHARGES FOR SERVICES	6,265.94	23,777.25	4	6,232.07	1	32,250.39	6	0.00	555,000.00	522,749.61
4008 INVESTMENT EARNINGS	5,743.18	36,332.67	908	9,986.63	17	64,007.57	107	0.00	60,000.00	-4,007.57
4009 MISCELLANEOUS REVENUES	150.00	1,237.15	0	0.00	0	1,306.33	0	0.00	0.00	-1,306.33
<b>TOTAL REVENUES</b>	<b>12,159.12</b>	<b>61,347.07</b>	<b>2</b>	<b>16,218.70</b>	<b>0</b>	<b>91,687.73</b>	<b>2</b>	<b>0.00</b>	<b>4,249,576.00</b>	<b>4,157,888.27</b>
<b>EXPENDITURES</b>										
5001 SALARIES AND WAGES	113,663.98	571,010.36	34	157,084.46	9	619,780.50	37	0.00	1,690,422.00	1,070,641.50
5003 FRINGE BENEFITS	36,151.03	182,485.63	33	37,235.63	6	190,398.55	29	0.00	646,670.00	456,271.45
5010 COMMODITIES	25,329.69	80,826.02	26	87,690.13	17	219,569.84	43	0.00	506,700.00	287,130.16
5020 SERVICES	56,739.18	214,685.69	31	-6,953.20	-1	159,640.41	31	1,888.22	516,754.00	355,225.37
8000 CAPITAL OUTLAY	0.00	572,336.50	59	178,040.72	22	207,494.36	26	115,328.98	811,030.00	488,206.66
<b>TOTAL EXPENDITURES</b>	<b>231,883.88</b>	<b>1,621,344.20</b>	<b>39</b>	<b>453,097.74</b>	<b>11</b>	<b>1,396,883.66</b>	<b>33</b>	<b>117,217.20</b>	<b>4,171,576.00</b>	<b>2,657,475.14</b>
<b>OTHER FINANCING SOURCES (USES)</b>										
6001 OTHER FINANCING SOURCES	0.00	0.00	0	0.00	0	0.00	0	0.00	50,000.00	50,000.00
7001 OTHER FINANCING USES	0.00	-120,000.00	100	0.00	0	0.00	0	0.00	-128,000.00	-128,000.00
<b>TOTAL OTHER FINANCING SOURCES (USES)</b>	<b>0.00</b>	<b>-120,000.00</b>		<b>0.00</b>		<b>0.00</b>		<b>0.00</b>	<b>-78,000.00</b>	<b>-78,000.00</b>
<b>NET CHANGE IN FUND BALANCE</b>	<b>-219,724.76</b>	<b>-1,679,997.13</b>		<b>-436,879.04</b>		<b>-1,305,195.93</b>		<b>-117,217.20</b>	<b>0.00</b>	<b>1,422,413.13</b>





**FUND DEPT 2083-062 : COUNTY HIGHWAY - HIGHWAY BUILDING CAPITAL**

6/11/2024 4:07:22 PM

**PERIOD ENDING 5/31/2024**

	ACTUAL LAST YEAR			ACTUAL THIS YEAR				ENCUMBRANCE	BUDGET	UNENCUMBERED BALANCE
	CURRENT MONTH	YEAR TO DATE	%	CURRENT MONTH	%	YEAR TO DATE	%			
<b>REVENUES</b>										
<b>TOTAL REVENUES</b>	<b>0.00</b>	<b>0.00</b>	<b>0</b>	<b>0.00</b>	<b>0</b>	<b>0.00</b>	<b>0</b>	<b>0.00</b>	<b>0.00</b>	<b>0.00</b>
<b>EXPENDITURES</b>										
5020 SERVICES	0.00	0.00	0	0.00	0	0.00	0	0.00	25,000.00	25,000.00
8000 CAPITAL OUTLAY	0.00	0.00	0	0.00	0	0.00	0	0.00	275,000.00	275,000.00
<b>TOTAL EXPENDITURES</b>	<b>0.00</b>	<b>0.00</b>	<b>0</b>	<b>0.00</b>	<b>0</b>	<b>0.00</b>	<b>0</b>	<b>0.00</b>	<b>300,000.00</b>	<b>300,000.00</b>
<b>OTHER FINANCING SOURCES (USES)</b>										
6001 OTHER FINANCING SOURCES	0.00	120,000.00	100	0.00	0	0.00	0	0.00	128,000.00	128,000.00
<b>TOTAL OTHER FINANCING SOURCES (USES)</b>	<b>0.00</b>	<b>120,000.00</b>		<b>0.00</b>		<b>0.00</b>		<b>0.00</b>	<b>128,000.00</b>	<b>128,000.00</b>
<b>NET CHANGE IN FUND BALANCE</b>	<b>0.00</b>	<b>120,000.00</b>		<b>0.00</b>		<b>0.00</b>		<b>0.00</b>	<b>-172,000.00</b>	<b>-172,000.00</b>



FUND DEPT 2084-060 : COUNTY BRIDGE - HIGHWAY

6/11/2024 4:07:22 PM

PERIOD ENDING 5/31/2024

	ACTUAL LAST YEAR			ACTUAL THIS YEAR				ENCUMBRANCE	BUDGET	UNENCUMBERED BALANCE
	CURRENT MONTH	YEAR TO DATE	%	CURRENT MONTH	%	YEAR TO DATE	%			
<b>REVENUES</b>										
4001 PROPERTY TAX	0.00	0.00	0	0.00	0	0.00	0	0.00	1,697,636.00	1,697,636.00
4008 INVESTMENT EARNINGS	4,802.41	23,841.04	238 4	8,615.11	29	45,497.67	152	0.00	30,000.00	-15,497.67
4009 MISCELLANEOUS REVENUES	0.00	0.00	0	0.00	0	5,500.00	110	0.00	5,000.00	-500.00
<b>TOTAL REVENUES</b>	<b>4,802.41</b>	<b>23,841.04</b>	<b>1</b>	<b>8,615.11</b>	<b>0</b>	<b>50,997.67</b>	<b>3</b>	<b>0.00</b>	<b>1,732,636.00</b>	<b>1,681,638.33</b>
<b>EXPENDITURES</b>										
5020 SERVICES	47,535.14	95,646.09	48	0.00	0	21,495.10	7	0.00	300,000.00	278,504.90
8000 CAPITAL OUTLAY	397,344.00	546,311.67	39	0.00	0	0.00	0	0.00	1,432,636.00	1,432,636.00
<b>TOTAL EXPENDITURES</b>	<b>444,879.14</b>	<b>641,957.76</b>	<b>40</b>	<b>0.00</b>	<b>0</b>	<b>21,495.10</b>	<b>1</b>	<b>0.00</b>	<b>1,732,636.00</b>	<b>1,711,140.90</b>
<b>OTHER FINANCING SOURCES (USES)</b>										
<b>TOTAL OTHER FINANCING SOURCES (USES)</b>	<b>0.00</b>	<b>0.00</b>		<b>0.00</b>		<b>0.00</b>		<b>0.00</b>	<b>0.00</b>	<b>0.00</b>
<b>NET CHANGE IN FUND BALANCE</b>	<b>-440,076.73</b>	<b>-618,116.72</b>		<b>8,615.11</b>		<b>29,502.57</b>		<b>0.00</b>	<b>0.00</b>	<b>-29,502.57</b>



**FUND DEPT 2085-060 : COUNTY MOTOR FUEL TAX - HIGHWAY**

6/11/2024 4:07:22 PM

**PERIOD ENDING 5/31/2024**

	ACTUAL LAST YEAR			ACTUAL THIS YEAR				ENCUMBRANCE	BUDGET	UNENCUMBERED BALANCE
	CURRENT MONTH	YEAR TO DATE	%	CURRENT MONTH	%	YEAR TO DATE	%			
<b>REVENUES</b>										
4004 INTERGOVERNMENTAL REVENUE	323,384.92	1,182,918.14	33	330,304.44	9	1,263,176.04	35	0.00	3,587,200.00	2,324,023.96
4007 CHARGES FOR SERVICES	0.00	0.00	0	0.00	0	0.00	0	0.00	2,000.00	2,000.00
4008 INVESTMENT EARNINGS	39,190.61	164,894.04	164 9	36,578.82	15	191,389.29	77	0.00	250,000.00	58,610.71
4009 MISCELLANEOUS REVENUES	0.00	0.00	0	0.00	0	7,632.80	0	0.00	0.00	-7,632.80
<b>TOTAL REVENUES</b>	<b>362,575.53</b>	<b>1,347,812.18</b>	<b>37</b>	<b>366,883.26</b>	<b>10</b>	<b>1,462,198.13</b>	<b>38</b>	<b>0.00</b>	<b>3,839,200.00</b>	<b>2,377,001.87</b>
<b>EXPENDITURES</b>										
5001 SALARIES AND WAGES	13,928.08	69,640.40	39	21,021.68	11	78,296.40	42	0.00	185,229.00	106,932.60
5010 COMMODITIES	0.00	0.00	0	22,156.30	2	143,711.51	16	0.00	900,000.00	756,288.49
5020 SERVICES	81,374.88	196,066.61	13	-20,182.97	-3	4,565.57	1	0.00	735,000.00	730,434.43
8000 CAPITAL OUTLAY	0.00	0.00	0	291,495.38	15	954,676.77	48	0.00	2,000,000.00	1,045,323.23
<b>TOTAL EXPENDITURES</b>	<b>95,302.96</b>	<b>265,707.01</b>	<b>3</b>	<b>314,490.39</b>	<b>8</b>	<b>1,181,250.25</b>	<b>31</b>	<b>0.00</b>	<b>3,820,229.00</b>	<b>2,638,978.75</b>
<b>NET CHANGE IN FUND BALANCE</b>	<b>267,272.57</b>	<b>1,082,105.17</b>		<b>52,392.87</b>		<b>280,947.88</b>		<b>0.00</b>	<b>18,971.00</b>	<b>-261,976.88</b>



**FUND DEPT 2088-044 : ILL.MUNICIPAL RETIREMENT - NURSING HOME**

6/11/2024 4:07:22 PM

**PERIOD ENDING 5/31/2024**

	ACTUAL LAST YEAR			ACTUAL THIS YEAR				ENCUMBRANCE	BUDGET	UNENCUMBERED BALANCE
	CURRENT MONTH	YEAR TO DATE	%	CURRENT MONTH	%	YEAR TO DATE	%			
<b>EXPENDITURES</b>										
<b>TOTAL EXPENDITURES</b>	<i>0.00</i>	<i>0.00</i>	<i>0</i>	<i>0.00</i>	<i>0</i>	<i>0.00</i>	<i>0</i>	<i>0.00</i>	<i>0.00</i>	<i>0.00</i>
<b>OTHER FINANCING SOURCES (USES)</b>										
<b>TOTAL OTHER FINANCING SOURCES (USES)</b>	<i>0.00</i>	<i>0.00</i>		<i>0.00</i>		<i>0.00</i>		<i>0.00</i>	<i>0.00</i>	<i>0.00</i>
<b>NET CHANGE IN FUND BALANCE</b>	<b>0.00</b>	<b>0.00</b>		<b>0.00</b>		<b>0.00</b>		<b>0.00</b>	<b>0.00</b>	<b>0.00</b>



FUND DEPT 2088-073 : ILL.MUNICIPAL RETIREMENT - ILL.MUNICIPAL RETIREMENT

6/11/2024 4:07:22 PM

PERIOD ENDING 5/31/2024

	ACTUAL LAST YEAR			ACTUAL THIS YEAR				ENCUMBRANCE	BUDGET	UNENCUMBERED BALANCE
	CURRENT MONTH	YEAR TO DATE	%	CURRENT MONTH	%	YEAR TO DATE	%			
<b>REVENUES</b>										
4001 PROPERTY TAX	0.00	0.00	0	0.00	0	0.00	0	0.00	2,019,440.00	2,019,440.00
4004 INTERGOVERNMENTAL REVENUE	0.00	124,000.00	100	0.00	0	0.00	0	0.00	124,000.00	124,000.00
4008 INVESTMENT EARNINGS	2,954.75	16,869.01	337 4	6,120.48	41	28,847.74	192	0.00	15,000.00	-13,847.74
<b>TOTAL REVENUES</b>	<b>2,954.75</b>	<b>140,869.01</b>	<b>7</b>	<b>6,120.48</b>	<b>0</b>	<b>28,847.74</b>	<b>1</b>	<b>0.00</b>	<b>2,158,440.00</b>	<b>2,129,592.26</b>
<b>EXPENDITURES</b>										
5003 FRINGE BENEFITS	127,369.32	583,163.88	27	297,787.60	14	424,554.62	20	0.00	2,163,962.00	1,739,407.38
<b>TOTAL EXPENDITURES</b>	<b>127,369.32</b>	<b>583,163.88</b>	<b>27</b>	<b>297,787.60</b>	<b>14</b>	<b>424,554.62</b>	<b>20</b>	<b>0.00</b>	<b>2,163,962.00</b>	<b>1,739,407.38</b>
<b>OTHER FINANCING SOURCES (USES)</b>										
6001 OTHER FINANCING SOURCES	0.00	6,556.20	0	0.00	0	0.00	0	0.00	6,556.00	6,556.00
<b>TOTAL OTHER FINANCING SOURCES (USES)</b>	<b>0.00</b>	<b>6,556.20</b>		<b>0.00</b>		<b>0.00</b>		<b>0.00</b>	<b>6,556.00</b>	<b>6,556.00</b>
<b>NET CHANGE IN FUND BALANCE</b>	<b>-124,414.57</b>	<b>-435,738.67</b>		<b>-291,667.12</b>		<b>-395,706.88</b>		<b>0.00</b>	<b>1,034.00</b>	<b>396,740.88</b>



**FUND DEPT 2089-018 : COUNTY PUBLIC HEALTH FUND - C-U PUBLIC HEALTH DISTRICT**

6/11/2024 4:07:22 PM

**PERIOD ENDING 5/31/2024**

	ACTUAL LAST YEAR			ACTUAL THIS YEAR				ENCUMBRANCE	BUDGET	UNENCUMBERED BALANCE
	CURRENT MONTH	YEAR TO DATE	%	CURRENT MONTH	%	YEAR TO DATE	%			
<b>REVENUES</b>										
4001 PROPERTY TAX	0.00	0.00	0	0.00	0	0.00	0	0.00	898,763.00	898,763.00
<b>TOTAL REVENUES</b>	<b>0.00</b>	<b>0.00</b>	<b>0</b>	<b>0.00</b>	<b>0</b>	<b>0.00</b>	<b>0</b>	<b>0.00</b>	<b>898,763.00</b>	<b>898,763.00</b>
<b>EXPENDITURES</b>										
5020 SERVICES	0.00	1,239.58	0	0.00	0	0.00	0	0.00	898,763.00	898,763.00
<b>TOTAL EXPENDITURES</b>	<b>0.00</b>	<b>1,239.58</b>	<b>0</b>	<b>0.00</b>	<b>0</b>	<b>0.00</b>	<b>0</b>	<b>0.00</b>	<b>898,763.00</b>	<b>898,763.00</b>
<b>NET CHANGE IN FUND BALANCE</b>	<b>0.00</b>	<b>-1,239.58</b>		<b>0.00</b>		<b>0.00</b>		<b>0.00</b>	<b>0.00</b>	<b>0.00</b>




FUND DEPT 2089-049 : COUNTY PUBLIC HEALTH FUND - BOARD OF HEALTH

6/11/2024 4:07:22 PM

PERIOD ENDING 5/31/2024

	ACTUAL LAST YEAR			ACTUAL THIS YEAR				ENCUMBRANCE	BUDGET	UNENCUMBERED BALANCE
	CURRENT MONTH	YEAR TO DATE	%	CURRENT MONTH	%	YEAR TO DATE	%			
<b>REVENUES</b>										
4001 PROPERTY TAX	0.00	0.00	0	0.00	0	0.00	0	0.00	705,538.00	705,538.00
4004 INTERGOVERNMENTAL REVENUE	54,167.67	118,981.99	26	71,878.86	20	135,767.25	38	0.00	356,651.00	220,883.75
4006 LICENSES AND PERMITS	6,600.00	31,607.50	24	4,699.00	4	89,273.50	68	0.00	131,611.00	42,337.50
4008 INVESTMENT EARNINGS	905.20	6,220.16	355	1,753.66	44	11,553.38	289	0.00	4,000.00	-7,553.38
4009 MISCELLANEOUS REVENUES	0.00	814.00	133	25.00	12	1,261.47	589	0.00	214.00	-1,047.47
<b>TOTAL REVENUES</b>	<b>61,672.87</b>	<b>157,623.65</b>	<b>12</b>	<b>78,356.52</b>	<b>7</b>	<b>237,855.60</b>	<b>20</b>	<b>0.00</b>	<b>1,198,014.00</b>	<b>960,158.40</b>
<b>EXPENDITURES</b>										
5020 SERVICES	231,515.76	401,853.75	30	110,508.22	8	321,974.83	25	0.00	1,307,263.98	985,289.15
<b>TOTAL EXPENDITURES</b>	<b>231,515.76</b>	<b>401,853.75</b>	<b>30</b>	<b>110,508.22</b>	<b>8</b>	<b>321,974.83</b>	<b>25</b>	<b>0.00</b>	<b>1,307,263.98</b>	<b>985,289.15</b>
<b>OTHER FINANCING SOURCES (USES)</b>										
<b>TOTAL OTHER FINANCING SOURCES (USES)</b>	<b>0.00</b>	<b>0.00</b>		<b>0.00</b>		<b>0.00</b>		<b>0.00</b>	<b>0.00</b>	<b>0.00</b>
<b>NET CHANGE IN FUND BALANCE</b>	<b>-169,842.89</b>	<b>-244,230.10</b>		<b>-32,151.70</b>		<b>-84,119.23</b>		<b>0.00</b>	<b>-109,249.98</b>	<b>-25,130.75</b>



FUND DEPT 2090-053 : MENTAL HEALTH - MENTAL HEALTH BOARD

6/11/2024 4:07:22 PM

PERIOD ENDING 5/31/2024

	ACTUAL LAST YEAR			ACTUAL THIS YEAR				ENCUMBRANCE	BUDGET	UNENCUMBERED BALANCE
	CURRENT MONTH	YEAR TO DATE	%	CURRENT MONTH	%	YEAR TO DATE	%			
<b>REVENUES</b>										
4001 PROPERTY TAX	0.00	0.00	0	0.00	0	0.00	0	0.00	6,311,236.00	6,311,236.00
4004 INTERGOVERNMENTAL REVENUE	33,926.00	169,630.00	42	35,447.00	8	177,235.00	42	0.00	425,371.00	248,136.00
4008 INVESTMENT EARNINGS	4,649.19	27,233.39	908	6,412.40	11	45,368.54	81	0.00	56,268.00	10,899.46
4009 MISCELLANEOUS REVENUES	0.00	10,306.00	25	0.00	0	575.00	1	0.00	45,000.00	44,425.00
<b>TOTAL REVENUES</b>	<b>38,575.19</b>	<b>207,169.39</b>	<b>3</b>	<b>41,859.40</b>	<b>1</b>	<b>223,178.54</b>	<b>3</b>	<b>0.00</b>	<b>6,837,875.00</b>	<b>6,614,696.46</b>
<b>EXPENDITURES</b>										
5001 SALARIES AND WAGES	36,554.18	173,637.50	36	57,387.06	11	202,984.50	40	0.00	501,828.00	298,843.50
5003 FRINGE BENEFITS	8,405.40	42,759.83	34	10,109.46	7	42,762.38	30	0.00	144,555.00	101,792.62
5010 COMMODITIES	1,479.16	3,615.26	22	802.00	5	4,943.94	31	0.00	15,985.00	11,041.06
5020 SERVICES	397,863.67	2,188,866.59	38	700,376.20	11	2,521,302.14	41	0.00	6,168,507.00	3,647,204.86
<b>TOTAL EXPENDITURES</b>	<b>444,302.41</b>	<b>2,408,879.18</b>	<b>38</b>	<b>768,674.72</b>	<b>11</b>	<b>2,771,992.96</b>	<b>41</b>	<b>0.00</b>	<b>6,830,875.00</b>	<b>4,058,882.04</b>
<b>OTHER FINANCING SOURCES (USES)</b>										
7001 OTHER FINANCING USES	0.00	0.00	0	0.00	0	0.00	0	0.00	-7,000.00	-7,000.00
<b>TOTAL OTHER FINANCING SOURCES (USES)</b>	<b>0.00</b>	<b>0.00</b>		<b>0.00</b>		<b>0.00</b>		<b>0.00</b>	<b>-7,000.00</b>	<b>-7,000.00</b>
<b>NET CHANGE IN FUND BALANCE</b>	<b>-405,727.22</b>	<b>-2,201,709.79</b>		<b>-726,815.32</b>		<b>-2,548,814.42</b>		<b>0.00</b>	<b>0.00</b>	<b>2,548,814.42</b>





FUND DEPT 2091-047 : ANIMAL CONTROL - ANIMAL CONTROL ADMIN

6/11/2024 4:07:22 PM

PERIOD ENDING 5/31/2024

	ACTUAL LAST YEAR			ACTUAL THIS YEAR				ENCUMBRANCE	BUDGET	UNENCUMBERED BALANCE
	CURRENT MONTH	YEAR TO DATE	%	CURRENT MONTH	%	YEAR TO DATE	%			
<b>REVENUES</b>										
4006 LICENSES AND PERMITS	18,414.00	81,787.00	24	27,939.00	8	87,208.00	26	0.00	335,000.00	247,792.00
4008 INVESTMENT EARNINGS	1,295.85	5,453.92	545	1,840.53	184	9,910.76	991	0.00	1,000.00	-8,910.76
4009 MISCELLANEOUS REVENUES	0.00	0.00	0	5.00	0	5.00	0	0.00	0.00	-5.00
<b>TOTAL REVENUES</b>	<b>19,709.85</b>	<b>87,240.92</b>	<b>26</b>	<b>29,784.53</b>	<b>9</b>	<b>97,123.76</b>	<b>29</b>	<b>0.00</b>	<b>336,000.00</b>	<b>238,876.24</b>
<b>EXPENDITURES</b>										
5001 SALARIES AND WAGES	12,792.06	66,207.82	39	21,615.00	15	76,636.36	52	0.00	146,169.00	69,532.64
5003 FRINGE BENEFITS	3,548.41	14,251.04	21	4,407.75	9	20,526.88	44	0.00	46,971.00	26,444.12
5010 COMMODITIES	353.84	5,344.73	34	1,565.65	17	3,480.47	38	0.00	9,219.80	5,739.33
5020 SERVICES	283.88	4,299.34	8	380.42	4	4,489.71	46	0.00	9,841.81	5,352.10
<b>TOTAL EXPENDITURES</b>	<b>16,978.19</b>	<b>90,102.93</b>	<b>30</b>	<b>27,968.82</b>	<b>13</b>	<b>105,133.42</b>	<b>50</b>	<b>0.00</b>	<b>212,201.61</b>	<b>107,068.19</b>
<b>OTHER FINANCING SOURCES (USES)</b>										
<b>TOTAL OTHER FINANCING SOURCES (USES)</b>	<b>0.00</b>	<b>0.00</b>		<b>0.00</b>		<b>0.00</b>		<b>0.00</b>	<b>0.00</b>	<b>0.00</b>
<b>NET CHANGE IN FUND BALANCE</b>	<b>2,731.66</b>	<b>-2,862.01</b>		<b>1,815.71</b>		<b>-8,009.66</b>		<b>0.00</b>	<b>123,798.39</b>	<b>131,808.05</b>



FUND DEPT 2091-247 : ANIMAL CONTROL - ANIMAL WARDEN SERVICES

6/11/2024 4:07:22 PM

PERIOD ENDING 5/31/2024

	ACTUAL LAST YEAR			ACTUAL THIS YEAR				ENCUMBRANCE	BUDGET	UNENCUMBERED BALANCE
	CURRENT MONTH	YEAR TO DATE	%	CURRENT MONTH	%	YEAR TO DATE	%			
<b>REVENUES</b>										
4004 INTERGOVERNMENTAL REVENUE	27,807.16	97,608.95	52	23,768.23	12	99,597.58	52	0.00	192,995.00	93,397.42
4005 FINES AND FORFEITURES	875.00	4,050.00	37	125.00	1	1,300.00	13	0.00	10,000.00	8,700.00
<b>TOTAL REVENUES</b>	<b>28,682.16</b>	<b>101,658.95</b>	<b>51</b>	<b>23,893.23</b>	<b>12</b>	<b>100,897.58</b>	<b>50</b>	<b>0.00</b>	<b>202,995.00</b>	<b>102,097.42</b>
<b>EXPENDITURES</b>										
5001 SALARIES AND WAGES	4,535.75	24,253.54	17	16,523.00	13	49,983.21	38	0.00	130,380.73	80,397.52
5003 FRINGE BENEFITS	559.74	3,352.53	6	4,941.89	9	12,866.25	22	0.00	57,683.00	44,816.75
5010 COMMODITIES	252.36	5,197.19	20	3,199.56	16	8,221.23	41	542.37	19,850.00	11,086.40
5020 SERVICES	892.46	8,028.83	43	375.54	2	2,745.90	15	1,224.00	18,580.00	14,610.10
8000 CAPITAL OUTLAY	0.00	0.00	0	0.00	0	0.00	0	21,562.16	21,562.16	0.00
<b>TOTAL EXPENDITURES</b>	<b>6,240.31</b>	<b>40,832.09</b>	<b>16</b>	<b>25,039.99</b>	<b>10</b>	<b>73,816.59</b>	<b>30</b>	<b>23,328.53</b>	<b>248,055.89</b>	<b>150,910.77</b>
<b>NET CHANGE IN FUND BALANCE</b>	<b>22,441.85</b>	<b>60,826.86</b>		<b>-1,146.76</b>		<b>27,080.99</b>		<b>-23,328.53</b>	<b>-45,060.89</b>	<b>-48,813.35</b>



**FUND DEPT 2091-248 : ANIMAL CONTROL - ANIMAL IMPOUND SERVICES**

6/11/2024 4:07:22 PM

**PERIOD ENDING 5/31/2024**

	ACTUAL LAST YEAR			ACTUAL THIS YEAR				ENCUMBRANCE	BUDGET	UNENCUMBERED BALANCE
	CURRENT MONTH	YEAR TO DATE	%	CURRENT MONTH	%	YEAR TO DATE	%			
<b>REVENUES</b>										
4004 INTERGOVERNMENTAL REVENUE	7,321.70	36,608.50	15	15,574.00	6	52,443.87	21	0.00	248,345.00	195,901.13
4005 FINES AND FORFEITURES	945.00	10,371.00	69	1,370.00	9	2,590.00	17	0.00	15,000.00	12,410.00
4009 MISCELLANEOUS REVENUES	0.00	0.00	0	435.00	0	2,649.00	0	0.00	0.00	-2,649.00
<b>TOTAL REVENUES</b>	<b>8,266.70</b>	<b>46,979.50</b>	<b>18</b>	<b>17,379.00</b>	<b>7</b>	<b>57,682.87</b>	<b>22</b>	<b>0.00</b>	<b>263,345.00</b>	<b>205,662.13</b>
<b>EXPENDITURES</b>										
5001 SALARIES AND WAGES	10,128.58	56,725.04	36	17,384.42	9	54,623.27	27	0.00	204,122.27	149,499.00
5003 FRINGE BENEFITS	2,349.51	12,290.67	24	1,819.06	2	6,613.35	8	0.00	80,480.00	73,866.65
5010 COMMODITIES	2,545.09	12,838.81	42	8,487.94	25	25,455.86	75	0.00	33,835.26	8,379.40
5020 SERVICES	2,688.38	10,272.37	168	1,047.95	5	10,343.12	47	0.00	21,850.97	11,507.85
8000 CAPITAL OUTLAY	0.00	0.00	0	0.00	0	0.00	0	0.00	150,000.00	150,000.00
<b>TOTAL EXPENDITURES</b>	<b>17,711.56</b>	<b>92,126.89</b>	<b>38</b>	<b>28,739.37</b>	<b>6</b>	<b>97,035.60</b>	<b>20</b>	<b>0.00</b>	<b>490,288.50</b>	<b>393,252.90</b>
<b>NET CHANGE IN FUND BALANCE</b>	<b>-9,444.86</b>	<b>-45,147.39</b>		<b>-11,360.37</b>		<b>-39,352.73</b>		<b>0.00</b>	<b>-226,943.50</b>	<b>-187,590.77</b>



FUND DEPT 2092-074 : LAW LIBRARY - LAW LIBRARY

6/11/2024 4:07:22 PM

PERIOD ENDING 5/31/2024

	ACTUAL LAST YEAR			ACTUAL THIS YEAR				ENCUMBRANCE	BUDGET	UNENCUMBERED BALANCE
	CURRENT MONTH	YEAR TO DATE	%	CURRENT MONTH	%	YEAR TO DATE	%			
<b>REVENUES</b>										
4007 CHARGES FOR SERVICES	7,590.50	29,210.25	42	16,698.25	20	34,892.50	41	0.00	85,000.00	50,107.50
4008 INVESTMENT EARNINGS	372.19	1,575.50	157 6	583.84	19	2,924.39	97	0.00	3,000.00	75.61
<b>TOTAL REVENUES</b>	<b>7,962.69</b>	<b>30,785.75</b>	<b>44</b>	<b>17,282.09</b>	<b>20</b>	<b>37,816.89</b>	<b>43</b>	<b>0.00</b>	<b>88,000.00</b>	<b>50,183.11</b>
<b>EXPENDITURES</b>										
5003 FRINGE BENEFITS	0.00	0.00	0	0.00	0	0.00	0	0.00	17,025.00	17,025.00
5010 COMMODITIES	1,844.09	9,908.37	40	1,684.62	7	14,481.48	56	0.00	25,800.00	11,318.52
5020 SERVICES	804.95	8,736.34	23	138.18	0	7,883.63	22	0.00	35,785.00	27,901.37
<b>TOTAL EXPENDITURES</b>	<b>2,649.04</b>	<b>18,644.71</b>	<b>30</b>	<b>1,822.80</b>	<b>2</b>	<b>22,365.11</b>	<b>28</b>	<b>0.00</b>	<b>78,610.00</b>	<b>56,244.89</b>
<b>OTHER FINANCING SOURCES (USES)</b>										
<b>TOTAL OTHER FINANCING SOURCES (USES)</b>	<b>0.00</b>	<b>0.00</b>		<b>0.00</b>		<b>0.00</b>		<b>0.00</b>	<b>0.00</b>	<b>0.00</b>
<b>NET CHANGE IN FUND BALANCE</b>	<b>5,313.65</b>	<b>12,141.04</b>		<b>15,459.29</b>		<b>15,451.78</b>		<b>0.00</b>	<b>9,390.00</b>	<b>-6,061.78</b>



**FUND DEPT 2093-031 : FORECLOSURE MEDIATION FND - CIRCUIT COURT**

6/11/2024 4:07:22 PM

**PERIOD ENDING 5/31/2024**

	ACTUAL LAST YEAR			ACTUAL THIS YEAR				ENCUMBRANCE	BUDGET	UNENCUMBERED BALANCE
	CURRENT MONTH	YEAR TO DATE	%	CURRENT MONTH	%	YEAR TO DATE	%			
<b>REVENUES</b>										
4007 CHARGES FOR SERVICES	0.00	150.00	2	1,900.00	19	4,100.00	41	0.00	10,000.00	5,900.00
4008 INVESTMENT EARNINGS	31.22	132.30	331	147.87	59	703.51	281	0.00	250.00	-453.51
<b>TOTAL REVENUES</b>	<b>31.22</b>	<b>282.30</b>	<b>3</b>	<b>2,047.87</b>	<b>20</b>	<b>4,803.51</b>	<b>47</b>	<b>0.00</b>	<b>10,250.00</b>	<b>5,446.49</b>
<b>EXPENDITURES</b>										
5010 COMMODITIES	0.00	0.00	0	0.00	0	0.00	0	0.00	100.00	100.00
5020 SERVICES	7.49	37.45	0	7.53	0	37.65	1	0.00	5,250.00	5,212.35
<b>TOTAL EXPENDITURES</b>	<b>7.49</b>	<b>37.45</b>	<b>0</b>	<b>7.53</b>	<b>0</b>	<b>37.65</b>	<b>1</b>	<b>0.00</b>	<b>5,350.00</b>	<b>5,312.35</b>
<b>OTHER FINANCING SOURCES (USES)</b>										
<b>TOTAL OTHER FINANCING SOURCES (USES)</b>	<b>0.00</b>	<b>0.00</b>		<b>0.00</b>		<b>0.00</b>		<b>0.00</b>	<b>0.00</b>	<b>0.00</b>
<b>NET CHANGE IN FUND BALANCE</b>	<b>23.73</b>	<b>244.85</b>		<b>2,040.34</b>		<b>4,765.86</b>		<b>0.00</b>	<b>4,900.00</b>	<b>134.14</b>



FUND DEPT 2101-054 : I/DD SPECIAL INITIATIVES - CILA PROJECT

6/11/2024 4:07:22 PM

PERIOD ENDING 5/31/2024

	ACTUAL LAST YEAR			ACTUAL THIS YEAR				ENCUMBRANCE	BUDGET	UNENCUMBERED BALANCE
	CURRENT MONTH	YEAR TO DATE	%	CURRENT MONTH	%	YEAR TO DATE	%			
<b>REVENUES</b>										
4008 INVESTMENT EARNINGS	2,033.88	8,414.58	841	1,990.16	33	10,399.34	173	0.00	6,000.00	-4,399.34
<b>TOTAL REVENUES</b>	<b>2,033.88</b>	<b>8,414.58</b>	<b>841</b>	<b>1,990.16</b>	<b>33</b>	<b>10,399.34</b>	<b>173</b>	<b>0.00</b>	<b>6,000.00</b>	<b>-4,399.34</b>
<b>EXPENDITURES</b>										
5010 COMMODITIES	0.00	0.00	0	0.00	0	0.00	0	0.00	5,063.00	5,063.00
5020 SERVICES	0.00	0.00	0	23,833.00	6	119,165.00	30	0.00	400,937.00	281,772.00
<b>TOTAL EXPENDITURES</b>	<b>0.00</b>	<b>0.00</b>	<b>0</b>	<b>23,833.00</b>	<b>6</b>	<b>119,165.00</b>	<b>29</b>	<b>0.00</b>	<b>406,000.00</b>	<b>286,835.00</b>
<b>OTHER FINANCING SOURCES (USES)</b>										
6001 OTHER FINANCING SOURCES	0.00	50,000.00	100	0.00	0	0.00	0	0.00	0.00	0.00
<b>TOTAL OTHER FINANCING SOURCES (USES)</b>	<b>0.00</b>	<b>50,000.00</b>		<b>0.00</b>		<b>0.00</b>		<b>0.00</b>	<b>0.00</b>	<b>0.00</b>
<b>NET CHANGE IN FUND BALANCE</b>	<b>2,033.88</b>	<b>58,414.58</b>		<b>-21,842.84</b>		<b>-108,765.66</b>		<b>0.00</b>	<b>-400,000.00</b>	<b>-291,234.34</b>



FUND DEPT 2103-060 : HWY FED AID MATCHING FUND - HIGHWAY

6/11/2024 4:07:22 PM

PERIOD ENDING 5/31/2024

	ACTUAL LAST YEAR			ACTUAL THIS YEAR				ENCUMBRANCE	BUDGET	UNENCUMBERED BALANCE
	CURRENT MONTH	YEAR TO DATE	%	CURRENT MONTH	%	YEAR TO DATE	%			
<b>REVENUES</b>										
4001 PROPERTY TAX	0.00	0.00	0	0.00	0	0.00	0	0.00	142,025.00	142,025.00
4008 INVESTMENT EARNINGS	1,523.00	6,777.32	904	2,319.22	15	12,201.68	81	0.00	15,000.00	2,798.32
<b>TOTAL REVENUES</b>	<b>1,523.00</b>	<b>6,777.32</b>	<b>5</b>	<b>2,319.22</b>	<b>1</b>	<b>12,201.68</b>	<b>8</b>	<b>0.00</b>	<b>157,025.00</b>	<b>144,823.32</b>
<b>EXPENDITURES</b>										
<b>TOTAL EXPENDITURES</b>	<b>0.00</b>	<b>0.00</b>	<b>0</b>	<b>0.00</b>	<b>0</b>	<b>0.00</b>	<b>0</b>	<b>0.00</b>	<b>0.00</b>	<b>0.00</b>
<b>OTHER FINANCING SOURCES (USES)</b>										
<b>TOTAL OTHER FINANCING SOURCES (USES)</b>	<b>0.00</b>	<b>0.00</b>		<b>0.00</b>		<b>0.00</b>		<b>0.00</b>	<b>0.00</b>	<b>0.00</b>
<b>NET CHANGE IN FUND BALANCE</b>	<b>1,523.00</b>	<b>6,777.32</b>		<b>2,319.22</b>		<b>12,201.68</b>		<b>0.00</b>	<b>157,025.00</b>	<b>144,823.32</b>



**FUND DEPT 2104-104 : EARLY CHILDHOOD FUND - EARLY CHILDHOOD DEVELOPMENT**

6/11/2024 4:07:22 PM

**PERIOD ENDING 5/31/2024**

	ACTUAL LAST YEAR			ACTUAL THIS YEAR				ENCUMBRANCE	BUDGET	UNENCUMBERED BALANCE
	CURRENT MONTH	YEAR TO DATE	%	CURRENT MONTH	%	YEAR TO DATE	%			
<b>REVENUES</b>										
4004 INTERGOVERNMENTAL REVENUE	879,504.72	5,222,825.52	40	938,983.68	7	5,109,416.95	40	0.00	12,858,880.00	7,749,463.05
4007 CHARGES FOR SERVICES	203,354.50	211,624.50	163	6,200.00	5	28,200.00	22	0.00	128,000.00	99,800.00
4008 INVESTMENT EARNINGS	19,177.85	77,788.33	155 6	12,621.37	17	66,388.79	89	0.00	75,000.00	8,611.21
4009 MISCELLANEOUS REVENUES	0.00	687.90	1	0.00	0	1,141.45	1	0.00	210,000.00	208,858.55
<b>TOTAL REVENUES</b>	<b>1,102,037.07</b>	<b>5,512,926.25</b>	<b>42</b>	<b>957,805.05</b>	<b>7</b>	<b>5,205,147.19</b>	<b>39</b>	<b>0.00</b>	<b>13,271,880.00</b>	<b>8,066,732.81</b>
<b>EXPENDITURES</b>										
5001 SALARIES AND WAGES	363,535.90	2,632,327.93	41	743,881.53	11	3,152,634.35	48	0.00	6,628,174.20	3,475,539.85
5003 FRINGE BENEFITS	105,988.80	655,305.91	33	167,155.85	8	749,364.48	37	0.00	2,019,797.70	1,270,433.22
5010 COMMODITIES	40,843.04	205,943.87	25	87,737.70	9	375,107.52	40	17,478.00	949,222.75	556,637.23
5020 SERVICES	348,447.41	985,295.67	34	300,847.80	11	966,892.04	35	13,500.00	2,799,685.35	1,819,293.31
8000 CAPITAL OUTLAY	0.00	29,015.00	14	0.00	0	0.00	0	0.00	150,000.00	150,000.00
<b>TOTAL EXPENDITURES</b>	<b>858,815.15</b>	<b>4,507,888.38</b>	<b>36</b>	<b>1,299,622.88</b>	<b>10</b>	<b>5,243,998.39</b>	<b>42</b>	<b>30,978.00</b>	<b>12,546,880.00</b>	<b>7,271,903.61</b>
<b>OTHER FINANCING SOURCES (USES)</b>										
7001 OTHER FINANCING USES	0.00	0.00	0	0.00	0	0.00	0	0.00	-725,000.00	-725,000.00
<b>TOTAL OTHER FINANCING SOURCES (USES)</b>	<b>0.00</b>	<b>0.00</b>		<b>0.00</b>		<b>0.00</b>		<b>0.00</b>	<b>-725,000.00</b>	<b>-725,000.00</b>
<b>NET CHANGE IN FUND BALANCE</b>	<b>243,221.92</b>	<b>1,005,037.87</b>		<b>-341,817.83</b>		<b>-38,851.20</b>		<b>-30,978.00</b>	<b>0.00</b>	<b>69,829.20</b>





FUND DEPT 2106-010 : PUBL SAFETY SALES TAX FND - COUNTY BOARD

6/11/2024 4:07:22 PM

PERIOD ENDING 5/31/2024

	ACTUAL LAST YEAR			ACTUAL THIS YEAR				ENCUMBRANCE	BUDGET	UNENCUMBERED BALANCE
	CURRENT MONTH	YEAR TO DATE	%	CURRENT MONTH	%	YEAR TO DATE	%			
<b>REVENUES</b>										
4002 LOCAL SALES TAX	0.00	558,266.78	16	0.00	0	593,961.57	16	0.00	3,726,358.00	3,132,396.43
4008 INVESTMENT EARNINGS	13,478.98	57,680.80	115 4	26,820.93	67	125,560.23	314	0.00	40,000.00	-85,560.23
<b>TOTAL REVENUES</b>	<b>13,478.98</b>	<b>615,947.58</b>	<b>18</b>	<b>26,820.93</b>	<b>1</b>	<b>719,521.80</b>	<b>19</b>	<b>0.00</b>	<b>3,766,358.00</b>	<b>3,046,836.20</b>
<b>EXPENDITURES</b>										
5002 LAW ENFORCEMENT SALARIES	0.00	0.00	0	0.00	0	26,251.50	25	0.00	105,006.00	78,754.50
5003 FRINGE BENEFITS	0.00	0.00	0	0.00	0	3,750.00	25	0.00	15,000.00	11,250.00
5010 COMMODITIES	0.00	0.00	0	12,308.25	82	12,308.25	82	0.00	15,000.00	2,691.75
5020 SERVICES	73,716.17	344,692.29	34	86,333.74	7	425,483.22	34	0.00	1,237,500.00	812,016.78
<b>TOTAL EXPENDITURES</b>	<b>73,716.17</b>	<b>344,692.29</b>	<b>34</b>	<b>98,641.99</b>	<b>7</b>	<b>467,792.97</b>	<b>34</b>	<b>0.00</b>	<b>1,372,506.00</b>	<b>904,713.03</b>
<b>OTHER FINANCING SOURCES (USES)</b>										
7001 OTHER FINANCING USES	0.00	0.00	0	0.00	0	0.00	0	0.00	-2,025,358.00	-2,025,358.00
<b>TOTAL OTHER FINANCING SOURCES (USES)</b>	<b>0.00</b>	<b>0.00</b>		<b>0.00</b>		<b>0.00</b>		<b>0.00</b>	<b>-2,025,358.00</b>	<b>-2,025,358.00</b>
<b>NET CHANGE IN FUND BALANCE</b>	<b>-60,237.19</b>	<b>271,255.29</b>		<b>-71,821.06</b>		<b>251,728.83</b>		<b>0.00</b>	<b>368,494.00</b>	<b>116,765.17</b>



FUND DEPT 2106-013 : PUBL SAFETY SALES TAX FND - DEBT SERVICE

6/11/2024 4:07:22 PM

PERIOD ENDING 5/31/2024

	ACTUAL LAST YEAR			ACTUAL THIS YEAR				ENCUMBRANCE	BUDGET	UNENCUMBERED BALANCE
	CURRENT MONTH	YEAR TO DATE	%	CURRENT MONTH	%	YEAR TO DATE	%			
<b>REVENUES</b>										
4002 LOCAL SALES TAX	0.00	524,932.00	17	0.00	0	506,342.00	17	0.00	3,056,642.00	2,550,300.00
<b>TOTAL REVENUES</b>	<b>0.00</b>	<b>524,932.00</b>	<b>17</b>	<b>0.00</b>	<b>0</b>	<b>506,342.00</b>	<b>17</b>	<b>0.00</b>	<b>3,056,642.00</b>	<b>2,550,300.00</b>
<b>EXPENDITURES</b>										
5050 INTEREST AND FISCAL CHARGES	0.00	0.00	0	0.00	0	0.00	0	0.00	3,056,642.00	3,056,642.00
<b>TOTAL EXPENDITURES</b>	<b>0.00</b>	<b>0.00</b>	<b>0</b>	<b>0.00</b>	<b>0</b>	<b>0.00</b>	<b>0</b>	<b>0.00</b>	<b>3,056,642.00</b>	<b>3,056,642.00</b>
<b>NET CHANGE IN FUND BALANCE</b>	<b>0.00</b>	<b>524,932.00</b>		<b>0.00</b>		<b>506,342.00</b>		<b>0.00</b>	<b>0.00</b>	<b>-506,342.00</b>



**FUND DEPT 2106-060 : PUBL SAFETY SALES TAX FND - HIGHWAY**

6/11/2024 4:07:22 PM

**PERIOD ENDING 5/31/2024**

	ACTUAL LAST YEAR			ACTUAL THIS YEAR				ENCUMBRANCE	BUDGET	UNENCUMBERED BALANCE
	CURRENT MONTH	YEAR TO DATE	%	CURRENT MONTH	%	YEAR TO DATE	%			
<b>REVENUES</b>										
<b>TOTAL REVENUES</b>	0.00	0.00	0	0.00	0	0.00	0	0.00	0.00	0.00
<b>NET CHANGE IN FUND BALANCE</b>	0.00	0.00		0.00		0.00		0.00	0.00	0.00



PERIOD ENDING 5/31/2024

	ACTUAL LAST YEAR			ACTUAL THIS YEAR				ENCUMBRANCE	BUDGET	UNENCUMBERED BALANCE
	CURRENT MONTH	YEAR TO DATE	%	CURRENT MONTH	%	YEAR TO DATE	%			
<b>EXPENDITURES</b>										
5020 SERVICES	0.00	15,416.34	14	0.00	0	15,416.34	10	0.00	155,000.00	139,583.66
<b>TOTAL EXPENDITURES</b>	<b>0.00</b>	<b>15,416.34</b>	<b>14</b>	<b>0.00</b>	<b>0</b>	<b>15,416.34</b>	<b>10</b>	<b>0.00</b>	<b>155,000.00</b>	<b>139,583.66</b>
<b>NET CHANGE IN FUND BALANCE</b>	<b>0.00</b>	<b>-15,416.34</b>		<b>0.00</b>		<b>-15,416.34</b>		<b>0.00</b>	<b>-155,000.00</b>	<b>-139,583.66</b>



**FUND DEPT 2106-237 : PUBL SAFETY SALES TAX FND - DELINQ PREVENTION GRANTS**

6/11/2024 4:07:22 PM

**PERIOD ENDING 5/31/2024**

	ACTUAL LAST YEAR			ACTUAL THIS YEAR				ENCUMBRANCE	BUDGET	UNENCUMBERED BALANCE
	CURRENT MONTH	YEAR TO DATE	%	CURRENT MONTH	%	YEAR TO DATE	%			
<b>EXPENDITURES</b>										
5020 SERVICES	26,666.66	133,333.30	42	27,708.33	8	138,541.65	42	0.00	332,500.00	193,958.35
<b>TOTAL EXPENDITURES</b>	<b>26,666.66</b>	<b>133,333.30</b>	<b>42</b>	<b>27,708.33</b>	<b>8</b>	<b>138,541.65</b>	<b>42</b>	<b>0.00</b>	<b>332,500.00</b>	<b>193,958.35</b>
<b>NET CHANGE IN FUND BALANCE</b>	<b>-26,666.66</b>	<b>-133,333.30</b>		<b>-27,708.33</b>		<b>-138,541.65</b>		<b>0.00</b>	<b>-332,500.00</b>	<b>-193,958.35</b>



**FUND DEPT 2107-010 : GEOGRAPHIC INF SYS FUND (GIS) - COUNTY BOARD**

6/11/2024 4:07:22 PM

**PERIOD ENDING 5/31/2024**

	ACTUAL LAST YEAR			ACTUAL THIS YEAR				ENCUMBRANCE	BUDGET	UNENCUMBERED BALANCE
	CURRENT MONTH	YEAR TO DATE	%	CURRENT MONTH	%	YEAR TO DATE	%			
<b>REVENUES</b>										
4007 CHARGES FOR SERVICES	0.00	59,739.00	18	24,144.00	9	76,560.00	29	0.00	263,000.00	186,440.00
4008 INVESTMENT EARNINGS	992.80	4,782.73	478	1,478.06	30	7,038.04	141	0.00	5,000.00	-2,038.04
<b>TOTAL REVENUES</b>	<b>992.80</b>	<b>64,521.73</b>	<b>19</b>	<b>25,622.06</b>	<b>10</b>	<b>83,598.04</b>	<b>31</b>	<b>0.00</b>	<b>268,000.00</b>	<b>184,401.96</b>
<b>EXPENDITURES</b>										
5020 SERVICES	0.00	97,928.00	29	3,740.00	1	3,740.00	1	0.00	343,025.00	339,285.00
<b>TOTAL EXPENDITURES</b>	<b>0.00</b>	<b>97,928.00</b>	<b>29</b>	<b>3,740.00</b>	<b>1</b>	<b>3,740.00</b>	<b>1</b>	<b>0.00</b>	<b>343,025.00</b>	<b>339,285.00</b>
<b>NET CHANGE IN FUND BALANCE</b>	<b>992.80</b>	<b>-33,406.27</b>		<b>21,882.06</b>		<b>79,858.04</b>		<b>0.00</b>	<b>-75,025.00</b>	<b>-154,883.04</b>




FUND DEPT 2108-050 : DEVLPMNTL DISABILITY FUND - DEVL MNTL DISABILITY BOARD

6/11/2024 4:07:22 PM

PERIOD ENDING 5/31/2024


	ACTUAL LAST YEAR			ACTUAL THIS YEAR				ENCUMBRANCE	BUDGET	UNENCUMBERED BALANCE
	CURRENT MONTH	YEAR TO DATE	%	CURRENT MONTH	%	YEAR TO DATE	%			
<b>REVENUES</b>										
4001 PROPERTY TAX	0.00	0.00	0	0.00	0	0.00	0	0.00	5,188,983.00	5,188,983.00
4008 INVESTMENT EARNINGS	3,640.85	21,645.95	108 2	6,946.57	15	44,004.36	98	0.00	44,834.00	829.64
4009 MISCELLANEOUS REVENUES	0.00	0.00	0	0.00	0	0.00	0	0.00	5,000.00	5,000.00
<b>TOTAL REVENUES</b>	<b>3,640.85</b>	<b>21,645.95</b>	<b>0</b>	<b>6,946.57</b>	<b>0</b>	<b>44,004.36</b>	<b>1</b>	<b>0.00</b>	<b>5,238,817.00</b>	<b>5,194,812.64</b>
<b>EXPENDITURES</b>										
5020 SERVICES	358,095.00	1,846,977.00	38	391,358.00	7	1,886,953.00	36	0.00	5,245,817.00	3,358,864.00
<b>TOTAL EXPENDITURES</b>	<b>358,095.00</b>	<b>1,846,977.00</b>	<b>38</b>	<b>391,358.00</b>	<b>7</b>	<b>1,886,953.00</b>	<b>36</b>	<b>0.00</b>	<b>5,245,817.00</b>	<b>3,358,864.00</b>
<b>OTHER FINANCING SOURCES (USES)</b>										
6001 OTHER FINANCING SOURCES	0.00	0.00	0	0.00	0	0.00	0	0.00	7,000.00	7,000.00
7001 OTHER FINANCING USES	0.00	-50,000.00	100	0.00	0	0.00	0	0.00	0.00	0.00
<b>TOTAL OTHER FINANCING SOURCES (USES)</b>	<b>0.00</b>	<b>-50,000.00</b>		<b>0.00</b>		<b>0.00</b>		<b>0.00</b>	<b>7,000.00</b>	<b>7,000.00</b>
<b>NET CHANGE IN FUND BALANCE</b>	<b>-354,454.15</b>	<b>-1,875,331.05</b>		<b>-384,411.43</b>		<b>-1,842,948.64</b>		<b>0.00</b>	<b>0.00</b>	<b>1,842,948.64</b>



PERIOD ENDING 5/31/2024

	ACTUAL LAST YEAR			ACTUAL THIS YEAR				ENCUMBRANCE	BUDGET	UNENCUMBERED BALANCE
	CURRENT MONTH	YEAR TO DATE	%	CURRENT MONTH	%	YEAR TO DATE	%			
<b>REVENUES</b>										
4004 INTERGOVERNMENTAL REVENUE	0.00	0.00	0	1,280,627.81	7	1,289,928.21	7	0.00	18,880,000.00	17,590,071.79
4007 CHARGES FOR SERVICES	0.00	0.00	0	0.00	0	1,529.55	0	0.00	0.00	-1,529.55
<b>TOTAL REVENUES</b>	<b>0.00</b>	<b>0.00</b>	<b>0</b>	<b>1,280,627.81</b>	<b>7</b>	<b>1,291,457.76</b>	<b>7</b>	<b>0.00</b>	<b>18,880,000.00</b>	<b>17,588,542.24</b>
<b>EXPENDITURES</b>										
5001 SALARIES AND WAGES	0.00	0.00	0	153,017.67	6	554,799.34	22	0.00	2,551,600.00	1,996,800.66
5003 FRINGE BENEFITS	0.00	0.00	0	24,987.64	3	109,519.78	15	0.00	718,700.00	609,180.22
5010 COMMODITIES	0.00	0.00	0	33,814.66	20	57,078.01	33	0.00	171,800.00	114,721.99
5020 SERVICES	1,750.00	1,750.00	2	233,979.51	9	952,500.73	36	0.00	2,623,500.00	1,670,999.27
8000 CAPITAL OUTLAY	0.00	0.00	0	0.00	0	0.00	0	0.00	12,814,400.00	12,814,400.00
<b>TOTAL EXPENDITURES</b>	<b>1,750.00</b>	<b>1,750.00</b>	<b>1</b>	<b>445,799.48</b>	<b>2</b>	<b>1,673,897.86</b>	<b>9</b>	<b>0.00</b>	<b>18,880,000.00</b>	<b>17,206,102.14</b>
<b>OTHER FINANCING SOURCES (USES)</b>										
<b>TOTAL OTHER FINANCING SOURCES (USES)</b>	<b>0.00</b>	<b>0.00</b>		<b>0.00</b>		<b>0.00</b>		<b>0.00</b>	<b>0.00</b>	<b>0.00</b>
<b>NET CHANGE IN FUND BALANCE</b>	<b>-1,750.00</b>	<b>-1,750.00</b>		<b>834,828.33</b>		<b>-382,440.10</b>		<b>0.00</b>	<b>0.00</b>	<b>382,440.10</b>





**FUND DEPT 2110-110 : WORKFORCE DEVELOPMENT FND - WORKFORCE DEVELOPMENT**

6/11/2024 4:07:22 PM

**PERIOD ENDING 5/31/2024**

	ACTUAL LAST YEAR			ACTUAL THIS YEAR				ENCUMBRANCE	BUDGET	UNENCUMBERED BALANCE
	CURRENT MONTH	YEAR TO DATE	%	CURRENT MONTH	%	YEAR TO DATE	%			
<b>REVENUES</b>										
4004 INTERGOVERNMENTAL REVENUE	364,871.76	923,386.61	34	256,529.90	7	1,035,318.69	28	0.00	3,678,000.00	2,642,681.31
4007 CHARGES FOR SERVICES	22,170.22	65,296.49	47	45,399.41	14	75,427.66	23	0.00	326,000.00	250,572.34
<b>TOTAL REVENUES</b>	<b>387,041.98</b>	<b>988,683.10</b>	<b>35</b>	<b>301,929.31</b>	<b>8</b>	<b>1,110,746.35</b>	<b>28</b>	<b>0.00</b>	<b>4,004,000.00</b>	<b>2,893,253.65</b>
<b>EXPENDITURES</b>										
5001 SALARIES AND WAGES	53,785.52	240,233.57	42	85,636.22	8	295,619.62	28	0.00	1,058,000.00	762,380.38
5003 FRINGE BENEFITS	13,121.91	66,935.22	22	17,839.55	5	76,849.69	23	0.00	341,500.00	264,650.31
5010 COMMODITIES	5,041.15	10,393.25	8	7,689.37	5	14,826.78	10	0.00	151,450.00	136,623.22
5020 SERVICES	145,068.61	722,892.11	40	128,107.15	5	811,322.22	30	0.00	2,696,050.00	1,884,727.78
<b>TOTAL EXPENDITURES</b>	<b>217,017.19</b>	<b>1,040,454.15</b>	<b>37</b>	<b>239,272.29</b>	<b>6</b>	<b>1,198,618.31</b>	<b>28</b>	<b>0.00</b>	<b>4,247,000.00</b>	<b>3,048,381.69</b>
<b>OTHER FINANCING SOURCES (USES)</b>										
<b>TOTAL OTHER FINANCING SOURCES (USES)</b>	<b>0.00</b>	<b>0.00</b>		<b>0.00</b>		<b>0.00</b>		<b>0.00</b>	<b>0.00</b>	<b>0.00</b>
<b>NET CHANGE IN FUND BALANCE</b>	<b>170,024.79</b>	<b>-51,771.05</b>		<b>62,657.02</b>		<b>-87,871.96</b>		<b>0.00</b>	<b>-243,000.00</b>	<b>-155,128.04</b>



**FUND DEPT 2120-060 : HWY IDOT REBUILD GRANT - HIGHWAY**

6/11/2024 4:07:22 PM

**PERIOD ENDING 5/31/2024**

	ACTUAL LAST YEAR			ACTUAL THIS YEAR				ENCUMBRANCE	BUDGET	UNENCUMBERED BALANCE
	CURRENT MONTH	YEAR TO DATE	%	CURRENT MONTH	%	YEAR TO DATE	%			
<b>REVENUES</b>										
<b>TOTAL REVENUES</b>	<b>0.00</b>	<b>0.00</b>	<b>0</b>	<b>0.00</b>	<b>0</b>	<b>0.00</b>	<b>0</b>	<b>0.00</b>	<b>0.00</b>	<b>0.00</b>
<b>EXPENDITURES</b>										
8000 CAPITAL OUTLAY	369,474.35	369,474.35	19	0.00	0	0.00	0	0.00	0.00	0.00
<b>TOTAL EXPENDITURES</b>	<b>369,474.35</b>	<b>369,474.35</b>	<b>19</b>	<b>0.00</b>	<b>0</b>	<b>0.00</b>	<b>0</b>	<b>0.00</b>	<b>0.00</b>	<b>0.00</b>
<b>NET CHANGE IN FUND BALANCE</b>	<b>-369,474.35</b>	<b>-369,474.35</b>		<b>0.00</b>		<b>0.00</b>		<b>0.00</b>	<b>0.00</b>	<b>0.00</b>



**FUND DEPT 2121-060 : TWP IDOT REBUILD GRANT - HIGHWAY**

6/11/2024 4:07:22 PM

**PERIOD ENDING 5/31/2024**

	ACTUAL LAST YEAR			ACTUAL THIS YEAR				ENCUMBRANCE	BUDGET	UNENCUMBERED BALANCE
	CURRENT MONTH	YEAR TO DATE	%	CURRENT MONTH	%	YEAR TO DATE	%			
<b>REVENUES</b>										
<b>TOTAL REVENUES</b>	<b>0.00</b>	<b>0.00</b>	<b>0</b>	<b>0.00</b>	<b>0</b>	<b>0.00</b>	<b>0</b>	<b>0.00</b>	<b>0.00</b>	<b>0.00</b>
<b>EXPENDITURES</b>										
5020 SERVICES	272,654.48	517,428.65	10	0.00	0	0.00	0	0.00	0.00	0.00
<b>TOTAL EXPENDITURES</b>	<b>272,654.48</b>	<b>517,428.65</b>	<b>10</b>	<b>0.00</b>	<b>0</b>	<b>0.00</b>	<b>0</b>	<b>0.00</b>	<b>0.00</b>	<b>0.00</b>
<b>NET CHANGE IN FUND BALANCE</b>	<b>-272,654.48</b>	<b>-517,428.65</b>		<b>0.00</b>		<b>0.00</b>		<b>0.00</b>	<b>0.00</b>	<b>0.00</b>



FUND DEPT 2188-044 : SOCIAL SECURITY FUND - NURSING HOME

6/11/2024 4:07:22 PM

PERIOD ENDING 5/31/2024

	ACTUAL LAST YEAR			ACTUAL THIS YEAR				ENCUMBRANCE	BUDGET	UNENCUMBERED BALANCE
	CURRENT MONTH	YEAR TO DATE	%	CURRENT MONTH	%	YEAR TO DATE	%			
<b>EXPENDITURES</b>										
<i>TOTAL EXPENDITURES</i>	<i>0.00</i>	<i>0.00</i>	<i>0</i>	<i>0.00</i>	<i>0</i>	<i>0.00</i>	<i>0</i>	<i>0.00</i>	<i>0.00</i>	<i>0.00</i>
<b>OTHER FINANCING SOURCES (USES)</b>										
<i>TOTAL OTHER FINANCING SOURCES (USES)</i>	<i>0.00</i>	<i>0.00</i>		<i>0.00</i>		<i>0.00</i>		<i>0.00</i>	<i>0.00</i>	<i>0.00</i>
<b>NET CHANGE IN FUND BALANCE</b>	<b>0.00</b>	<b>0.00</b>		<b>0.00</b>		<b>0.00</b>		<b>0.00</b>	<b>0.00</b>	<b>0.00</b>



FUND DEPT 2188-075 : SOCIAL SECURITY FUND - GENERAL COUNTY

6/11/2024 4:07:22 PM

PERIOD ENDING 5/31/2024

	ACTUAL LAST YEAR			ACTUAL THIS YEAR				ENCUMBRANCE	BUDGET	UNENCUMBERED BALANCE
	CURRENT MONTH	YEAR TO DATE	%	CURRENT MONTH	%	YEAR TO DATE	%			
<b>REVENUES</b>										
4001 PROPERTY TAX	0.00	0.00	0	0.00	0	0.00	0	0.00	2,253,250.00	2,253,250.00
4008 INVESTMENT EARNINGS	985.82	10,635.37	118 2	704.49	8	11,336.50	126	0.00	9,000.00	-2,336.50
4009 MISCELLANEOUS REVENUES	0.00	0.01	0	0.00	0	0.00	0	0.00	0.00	0.00
<b>TOTAL REVENUES</b>	<b>985.82</b>	<b>10,635.38</b>	<b>1</b>	<b>704.49</b>	<b>0</b>	<b>11,336.50</b>	<b>1</b>	<b>0.00</b>	<b>2,262,250.00</b>	<b>2,250,913.50</b>
<b>EXPENDITURES</b>										
5003 FRINGE BENEFITS	141,352.04	648,277.71	32	233,760.12	10	813,856.72	36	0.00	2,262,250.00	1,448,393.28
<b>TOTAL EXPENDITURES</b>	<b>141,352.04</b>	<b>648,277.71</b>	<b>32</b>	<b>233,760.12</b>	<b>10</b>	<b>813,856.72</b>	<b>36</b>	<b>0.00</b>	<b>2,262,250.00</b>	<b>1,448,393.28</b>
<b>OTHER FINANCING SOURCES (USES)</b>										
6001 OTHER FINANCING SOURCES	0.00	9,535.16	0	0.00	0	0.00	0	0.00	0.00	0.00
<b>TOTAL OTHER FINANCING SOURCES (USES)</b>	<b>0.00</b>	<b>9,535.16</b>		<b>0.00</b>		<b>0.00</b>		<b>0.00</b>	<b>0.00</b>	<b>0.00</b>
<b>NET CHANGE IN FUND BALANCE</b>	<b>-140,366.22</b>	<b>-628,107.17</b>		<b>-233,055.63</b>		<b>-802,520.22</b>		<b>0.00</b>	<b>0.00</b>	<b>802,520.22</b>




FUND DEPT 2474-474 : RPC USDA REVOLVING LOANS - RPC USDA REVOLVING LOANS

6/11/2024 4:07:22 PM

PERIOD ENDING 5/31/2024

	ACTUAL LAST YEAR			ACTUAL THIS YEAR				ENCUMBRANCE	BUDGET	UNENCUMBERED BALANCE
	CURRENT MONTH	YEAR TO DATE	%	CURRENT MONTH	%	YEAR TO DATE	%			
<b>REVENUES</b>										
4008 INVESTMENT EARNINGS	741.87	4,825.63	32	1,051.21	7	4,313.28	29	0.00	15,040.00	10,726.72
<b>TOTAL REVENUES</b>	<b>741.87</b>	<b>4,825.63</b>	<b>32</b>	<b>1,051.21</b>	<b>7</b>	<b>4,313.28</b>	<b>29</b>	<b>0.00</b>	<b>15,040.00</b>	<b>10,726.72</b>
<b>EXPENDITURES</b>										
5020 SERVICES	0.00	0.00	0	0.00	0	0.00	0	0.00	35,000.00	35,000.00
<b>TOTAL EXPENDITURES</b>	<b>0.00</b>	<b>0.00</b>	<b>0</b>	<b>0.00</b>	<b>0</b>	<b>0.00</b>	<b>0</b>	<b>0.00</b>	<b>35,000.00</b>	<b>35,000.00</b>
<b>OTHER FINANCING SOURCES (USES)</b>										
7001 OTHER FINANCING USES	-1,000.13	-1,000.13	14	0.00	0	-1,048.17	13	0.00	-8,000.00	-6,951.83
<b>TOTAL OTHER FINANCING SOURCES (USES)</b>	<b>-1,000.13</b>	<b>-1,000.13</b>		<b>0.00</b>		<b>-1,048.17</b>		<b>0.00</b>	<b>-8,000.00</b>	<b>-6,951.83</b>
<b>NET CHANGE IN FUND BALANCE</b>	<b>-258.26</b>	<b>3,825.50</b>		<b>1,051.21</b>		<b>3,265.11</b>		<b>0.00</b>	<b>-27,960.00</b>	<b>-31,225.11</b>



FUND DEPT 2475-475 : RPC ECON DEVELOPMNT LOANS - RPC ECON DEVELOPMNT LOANS

6/11/2024 4:07:22 PM

PERIOD ENDING 5/31/2024

	ACTUAL LAST YEAR			ACTUAL THIS YEAR				ENCUMBRANCE	BUDGET	UNENCUMBERED BALANCE
	CURRENT MONTH	YEAR TO DATE	%	CURRENT MONTH	%	YEAR TO DATE	%			
<b>REVENUES</b>										
4008 INVESTMENT EARNINGS	21,627.77	90,982.46	110	13,977.21	18	68,992.40	91	0.00	76,000.00	7,007.60
<b>TOTAL REVENUES</b>	<b>21,627.77</b>	<b>90,982.46</b>	<b>110</b>	<b>13,977.21</b>	<b>18</b>	<b>68,992.40</b>	<b>91</b>	<b>0.00</b>	<b>76,000.00</b>	<b>7,007.60</b>
<b>EXPENDITURES</b>										
5020 SERVICES	1,727,748.63	1,727,748.63	92	0.00	0	0.00	0	0.00	80,000.00	80,000.00
<b>TOTAL EXPENDITURES</b>	<b>1,727,748.63</b>	<b>1,727,748.63</b>	<b>92</b>	<b>0.00</b>	<b>0</b>	<b>0.00</b>	<b>0</b>	<b>0.00</b>	<b>80,000.00</b>	<b>80,000.00</b>
<b>OTHER FINANCING SOURCES (USES)</b>										
6001 OTHER FINANCING SOURCES	0.00	0.00	0	0.00	0	0.00	0	0.00	100,000.00	100,000.00
7001 OTHER FINANCING USES	-6,744.33	-6,744.33	9	-352.00	0	-691.53	0	0.00	-140,000.00	-139,308.47
<b>TOTAL OTHER FINANCING SOURCES (USES)</b>	<b>-6,744.33</b>	<b>-6,744.33</b>		<b>-352.00</b>		<b>-691.53</b>		<b>0.00</b>	<b>-40,000.00</b>	<b>-39,308.47</b>
<b>NET CHANGE IN FUND BALANCE</b>	<b>-1,712,865.19</b>	<b>-1,643,510.50</b>		<b>13,625.21</b>		<b>68,300.87</b>		<b>0.00</b>	<b>-44,000.00</b>	<b>-112,300.87</b>



FUND DEPT 2500-075 : COUNTY GRANT FUND - GENERAL COUNTY

6/11/2024 4:07:22 PM

PERIOD ENDING 5/31/2024

	ACTUAL LAST YEAR			ACTUAL THIS YEAR				ENCUMBRANCE	BUDGET	UNENCUMBERED BALANCE
	CURRENT MONTH	YEAR TO DATE	%	CURRENT MONTH	%	YEAR TO DATE	%			
<b>REVENUES</b>										
<b>TOTAL REVENUES</b>	0.00	0.00	0	0.00	0	0.00	0	0.00	0.00	0.00
<b>EXPENDITURES</b>										
<b>TOTAL EXPENDITURES</b>	0.00	0.00	0	0.00	0	0.00	0	0.00	0.00	0.00
<b>NET CHANGE IN FUND BALANCE</b>	0.00	0.00		0.00		0.00		0.00	0.00	0.00





FUND DEPT 2609-026 : TAX INDEMNITY FUND - COUNTY TREASURER

6/11/2024 4:07:22 PM

PERIOD ENDING 5/31/2024

	ACTUAL LAST YEAR			ACTUAL THIS YEAR				ENCUMBRANCE	BUDGET	UNENCUMBERED BALANCE
	CURRENT MONTH	YEAR TO DATE	%	CURRENT MONTH	%	YEAR TO DATE	%			
<b>REVENUES</b>										
4007 CHARGES FOR SERVICES	0.00	0.00	0	490.00	0	2,990.00	0	0.00	0.00	-2,990.00
4008 INVESTMENT EARNINGS	1,257.09	2,942.43	0	1,631.28	36	7,973.74	177	0.00	4,500.00	-3,473.74
<b>TOTAL REVENUES</b>	<b>1,257.09</b>	<b>2,942.43</b>	<b>0</b>	<b>2,121.28</b>	<b>47</b>	<b>10,963.74</b>	<b>244</b>	<b>0.00</b>	<b>4,500.00</b>	<b>-6,463.74</b>
<b>EXPENDITURES</b>										
5020 SERVICES	99,000.00	99,000.00	0	0.00	0	0.00	0	0.00	207,000.00	207,000.00
<b>TOTAL EXPENDITURES</b>	<b>99,000.00</b>	<b>99,000.00</b>	<b>0</b>	<b>0.00</b>	<b>0</b>	<b>0.00</b>	<b>0</b>	<b>0.00</b>	<b>207,000.00</b>	<b>207,000.00</b>
<b>OTHER FINANCING SOURCES (USES)</b>										
<b>TOTAL OTHER FINANCING SOURCES (USES)</b>	<b>0.00</b>	<b>0.00</b>		<b>0.00</b>		<b>0.00</b>		<b>0.00</b>	<b>0.00</b>	<b>0.00</b>
<b>NET CHANGE IN FUND BALANCE</b>	<b>-97,742.91</b>	<b>-96,057.57</b>		<b>2,121.28</b>		<b>10,963.74</b>		<b>0.00</b>	<b>-202,500.00</b>	<b>-213,463.74</b>



FUND DEPT 2610-026 : WORKING CASH FUND - COUNTY TREASURER

6/11/2024 4:07:22 PM

PERIOD ENDING 5/31/2024

	ACTUAL LAST YEAR			ACTUAL THIS YEAR				ENCUMBRANCE	BUDGET	UNENCUMBERED BALANCE
	CURRENT MONTH	YEAR TO DATE	%	CURRENT MONTH	%	YEAR TO DATE	%			
<b>REVENUES</b>										
4008 INVESTMENT EARNINGS	943.12	3,995.39	57	1,271.05	16	6,304.35	79	0.00	8,000.00	1,695.65
<b>TOTAL REVENUES</b>	<b>943.12</b>	<b>3,995.39</b>	<b>57</b>	<b>1,271.05</b>	<b>16</b>	<b>6,304.35</b>	<b>79</b>	<b>0.00</b>	<b>8,000.00</b>	<b>1,695.65</b>
<b>OTHER FINANCING SOURCES (USES)</b>										
7001 OTHER FINANCING USES	0.00	0.00	0	0.00	0	0.00	0	0.00	-8,000.00	-8,000.00
<b>TOTAL OTHER FINANCING SOURCES (USES)</b>	<b>0.00</b>	<b>0.00</b>		<b>0.00</b>		<b>0.00</b>		<b>0.00</b>	<b>-8,000.00</b>	<b>-8,000.00</b>
<b>NET CHANGE IN FUND BALANCE</b>	<b>943.12</b>	<b>3,995.39</b>		<b>1,271.05</b>		<b>6,304.35</b>		<b>0.00</b>	<b>0.00</b>	<b>-6,304.35</b>



**FUND DEPT 2611-022 : COUNTY CLK SURCHARGE FUND - COUNTY CLERK**

6/11/2024 4:07:22 PM

**PERIOD ENDING 5/31/2024**

	ACTUAL LAST YEAR			ACTUAL THIS YEAR				ENCUMBRANCE	BUDGET	UNENCUMBERED BALANCE
	CURRENT MONTH	YEAR TO DATE	%	CURRENT MONTH	%	YEAR TO DATE	%			
<b>REVENUES</b>										
4007 CHARGES FOR SERVICES	1,825.00	4,484.00	0	0.00	0	0.00	0	0.00	0.00	0.00
<b>TOTAL REVENUES</b>	<b>1,825.00</b>	<b>4,484.00</b>	<b>0</b>	<b>0.00</b>	<b>0</b>	<b>0.00</b>	<b>0</b>	<b>0.00</b>	<b>0.00</b>	<b>0.00</b>
<b>EXPENDITURES</b>										
<b>TOTAL EXPENDITURES</b>	<b>0.00</b>	<b>0.00</b>	<b>0</b>	<b>0.00</b>	<b>0</b>	<b>0.00</b>	<b>0</b>	<b>0.00</b>	<b>0.00</b>	<b>0.00</b>
<b>NET CHANGE IN FUND BALANCE</b>	<b>1,825.00</b>	<b>4,484.00</b>		<b>0.00</b>		<b>0.00</b>		<b>0.00</b>	<b>0.00</b>	<b>0.00</b>



**FUND DEPT 2612-040 : SHERIFF DRUG FORFEITURES - SHERIFF**

6/11/2024 4:07:22 PM

**PERIOD ENDING 5/31/2024**

	ACTUAL LAST YEAR			ACTUAL THIS YEAR				ENCUMBRANCE	BUDGET	UNENCUMBERED BALANCE
	CURRENT MONTH	YEAR TO DATE	%	CURRENT MONTH	%	YEAR TO DATE	%			
<b>REVENUES</b>										
4005 FINES AND FORFEITURES	0.00	37.50	0	0.00	0	7,855.43	79	0.00	10,000.00	2,144.57
4008 INVESTMENT EARNINGS	274.17	1,178.65	117 9	430.40	22	2,091.47	105	0.00	2,000.00	-91.47
4009 MISCELLANEOUS REVENUES	2,999.00	2,999.00	0	0.00	0	0.00	0	0.00	0.00	0.00
<b>TOTAL REVENUES</b>	<b>3,273.17</b>	<b>4,215.15</b>	<b>42</b>	<b>430.40</b>	<b>4</b>	<b>9,946.90</b>	<b>83</b>	<b>0.00</b>	<b>12,000.00</b>	<b>2,053.10</b>
<b>EXPENDITURES</b>										
5010 COMMODITIES	236.59	2,679.42	41	537.84	6	2,404.23	28	0.00	8,500.00	6,095.77
5020 SERVICES	369.78	1,550.80	11	235.31	4	1,967.22	34	0.00	5,800.00	3,832.78
<b>TOTAL EXPENDITURES</b>	<b>606.37</b>	<b>4,230.22</b>	<b>20</b>	<b>773.15</b>	<b>5</b>	<b>4,371.45</b>	<b>31</b>	<b>0.00</b>	<b>14,300.00</b>	<b>9,928.55</b>
<b>OTHER FINANCING SOURCES (USES)</b>										
<b>TOTAL OTHER FINANCING SOURCES (USES)</b>	<b>0.00</b>	<b>0.00</b>		<b>0.00</b>		<b>0.00</b>		<b>0.00</b>	<b>0.00</b>	<b>0.00</b>
<b>NET CHANGE IN FUND BALANCE</b>	<b>2,666.80</b>	<b>-15.07</b>		<b>-342.75</b>		<b>5,575.45</b>		<b>0.00</b>	<b>-2,300.00</b>	<b>-7,875.45</b>



FUND DEPT 2613-030 : COURT'S AUTOMATION FUND - CIRCUIT CLERK

6/11/2024 4:07:22 PM

PERIOD ENDING 5/31/2024

	ACTUAL LAST YEAR			ACTUAL THIS YEAR				ENCUMBRANCE	BUDGET	UNENCUMBERED BALANCE
	CURRENT MONTH	YEAR TO DATE	%	CURRENT MONTH	%	YEAR TO DATE	%			
<b>REVENUES</b>										
4004 INTERGOVERNMENTAL REVENUE	52,323.42	52,323.42	100	0.00	0	0.00	0	0.00	0.00	0.00
4007 CHARGES FOR SERVICES	23,102.05	89,866.49	45	33,022.97	15	90,429.71	42	0.00	215,000.00	124,570.29
4008 INVESTMENT EARNINGS	209.15	682.31	0	469.76	59	2,668.06	334	0.00	800.00	-1,868.06
<b>TOTAL REVENUES</b>	<b>75,634.62</b>	<b>142,872.22</b>	<b>57</b>	<b>33,492.73</b>	<b>16</b>	<b>93,097.77</b>	<b>43</b>	<b>0.00</b>	<b>215,800.00</b>	<b>122,702.23</b>
<b>EXPENDITURES</b>										
5010 COMMODITIES	61,133.60	61,133.60	74	0.00	0	0.00	0	0.00	10,000.00	10,000.00
5020 SERVICES	4,757.62	122,588.93	47	7,070.00	4	143,365.58	72	0.00	199,961.00	56,595.42
<b>TOTAL EXPENDITURES</b>	<b>65,891.22</b>	<b>183,722.53</b>	<b>53</b>	<b>7,070.00</b>	<b>3</b>	<b>143,365.58</b>	<b>68</b>	<b>0.00</b>	<b>209,961.00</b>	<b>66,595.42</b>
<b>OTHER FINANCING SOURCES (USES)</b>										
<b>TOTAL OTHER FINANCING SOURCES (USES)</b>	<b>0.00</b>	<b>0.00</b>		<b>0.00</b>		<b>0.00</b>		<b>0.00</b>	<b>0.00</b>	<b>0.00</b>
<b>NET CHANGE IN FUND BALANCE</b>	<b>9,743.40</b>	<b>-40,850.31</b>		<b>26,422.73</b>		<b>-50,267.81</b>		<b>0.00</b>	<b>5,839.00</b>	<b>56,106.81</b>



FUND DEPT 2614-023 : RECORDER'S AUTOMATION FND - RECORDER

6/11/2024 4:07:22 PM

PERIOD ENDING 5/31/2024

	ACTUAL LAST YEAR			ACTUAL THIS YEAR				ENCUMBRANCE	BUDGET	UNENCUMBERED BALANCE
	CURRENT MONTH	YEAR TO DATE	%	CURRENT MONTH	%	YEAR TO DATE	%			
<b>REVENUES</b>										
4007 CHARGES FOR SERVICES	0.00	45,176.34	25	24,296.41	13	85,946.74	48	0.00	180,000.00	94,053.26
4008 INVESTMENT EARNINGS	1,289.72	5,840.14	584	2,305.08	231	11,224.74	112 2	0.00	1,000.00	-10,224.74
<b>TOTAL REVENUES</b>	<b>1,289.72</b>	<b>51,016.48</b>	<b>28</b>	<b>26,601.49</b>	<b>15</b>	<b>97,171.48</b>	<b>54</b>	<b>0.00</b>	<b>181,000.00</b>	<b>83,828.52</b>
<b>EXPENDITURES</b>										
5001 SALARIES AND WAGES	1,185.84	5,599.80	21	1,781.52	6	6,372.38	23	0.00	27,933.00	21,560.62
5003 FRINGE BENEFITS	127.53	668.15	32	213.69	10	717.31	32	0.00	2,224.00	1,506.69
5010 COMMODITIES	85.00	7,145.71	41	0.00	0	0.00	0	0.00	8,500.00	8,500.00
5020 SERVICES	1,075.17	83,678.82	52	1,608.36	1	86,495.41	65	0.00	133,343.00	46,847.59
8000 CAPITAL OUTLAY	0.00	0.00	0	0.00	0	0.00	0	0.00	2,840.00	2,840.00
<b>TOTAL EXPENDITURES</b>	<b>2,473.54</b>	<b>97,092.48</b>	<b>46</b>	<b>3,603.57</b>	<b>2</b>	<b>93,585.10</b>	<b>54</b>	<b>0.00</b>	<b>174,840.00</b>	<b>81,254.90</b>
<b>NET CHANGE IN FUND BALANCE</b>	<b>-1,183.82</b>	<b>-46,076.00</b>		<b>22,997.92</b>		<b>3,586.38</b>		<b>0.00</b>	<b>6,160.00</b>	<b>2,573.62</b>



FUND DEPT 2615-036 : PUBLIC DEFENDER AUTOMATN - PUBLIC DEFENDER

6/11/2024 4:07:22 PM

PERIOD ENDING 5/31/2024

	ACTUAL LAST YEAR			ACTUAL THIS YEAR				ENCUMBRANCE	BUDGET	UNENCUMBERED BALANCE
	CURRENT MONTH	YEAR TO DATE	%	CURRENT MONTH	%	YEAR TO DATE	%			
<b>REVENUES</b>										
4007 CHARGES FOR SERVICES	578.00	1,820.50	280	572.00	16	1,897.00	52	0.00	3,640.00	1,743.00
<b>TOTAL REVENUES</b>	<b>578.00</b>	<b>1,820.50</b>	<b>280</b>	<b>572.00</b>	<b>16</b>	<b>1,897.00</b>	<b>52</b>	<b>0.00</b>	<b>3,640.00</b>	<b>1,743.00</b>
<b>EXPENDITURES</b>										
5010 COMMODITIES	0.00	0.00	0	0.00	0	0.00	0	0.00	3,640.00	3,640.00
<b>TOTAL EXPENDITURES</b>	<b>0.00</b>	<b>0.00</b>	<b>0</b>	<b>0.00</b>	<b>0</b>	<b>0.00</b>	<b>0</b>	<b>0.00</b>	<b>3,640.00</b>	<b>3,640.00</b>
<b>NET CHANGE IN FUND BALANCE</b>	<b>578.00</b>	<b>1,820.50</b>		<b>572.00</b>		<b>1,897.00</b>		<b>0.00</b>	<b>0.00</b>	<b>-1,897.00</b>




FUND DEPT 2617-030 : CHILD SUPPORT SERV FUND - CIRCUIT CLERK

6/11/2024 4:07:22 PM

PERIOD ENDING 5/31/2024

	ACTUAL LAST YEAR			ACTUAL THIS YEAR				ENCUMBRANCE	BUDGET	UNENCUMBERED BALANCE
	CURRENT MONTH	YEAR TO DATE	%	CURRENT MONTH	%	YEAR TO DATE	%			
<b>REVENUES</b>										
4007 CHARGES FOR SERVICES	0.00	324.00	3	594.00	15	7,146.00	179	0.00	4,000.00	-3,146.00
4008 INVESTMENT EARNINGS	112.90	479.07	0	201.53	0	925.34	0	0.00	0.00	-925.34
<b>TOTAL REVENUES</b>	<b>112.90</b>	<b>803.07</b>	<b>8</b>	<b>795.53</b>	<b>20</b>	<b>8,071.34</b>	<b>202</b>	<b>0.00</b>	<b>4,000.00</b>	<b>-4,071.34</b>
<b>EXPENDITURES</b>										
5020 SERVICES	0.00	2,500.00	25	0.00	0	2,500.00	0	0.00	0.00	-2,500.00
<b>TOTAL EXPENDITURES</b>	<b>0.00</b>	<b>2,500.00</b>	<b>25</b>	<b>0.00</b>	<b>0</b>	<b>2,500.00</b>	<b>0</b>	<b>0.00</b>	<b>0.00</b>	<b>-2,500.00</b>
<b>OTHER FINANCING SOURCES (USES)</b>										
7001 OTHER FINANCING USES	0.00	0.00	0	0.00	0	0.00	0	0.00	-4,000.00	-4,000.00
<b>TOTAL OTHER FINANCING SOURCES (USES)</b>	<b>0.00</b>	<b>0.00</b>		<b>0.00</b>		<b>0.00</b>		<b>0.00</b>	<b>-4,000.00</b>	<b>-4,000.00</b>
<b>NET CHANGE IN FUND BALANCE</b>	<b>112.90</b>	<b>-1,696.93</b>		<b>795.53</b>		<b>5,571.34</b>		<b>0.00</b>	<b>0.00</b>	<b>-5,571.34</b>






FUND DEPT 2618-051 : PROBATION SERVICES FUND - JUVENILE DETENTION CENTER

6/11/2024 4:07:22 PM

PERIOD ENDING 5/31/2024

	ACTUAL LAST YEAR			ACTUAL THIS YEAR				ENCUMBRANCE	BUDGET	UNENCUMBERED BALANCE
	CURRENT MONTH	YEAR TO DATE	%	CURRENT MONTH	%	YEAR TO DATE	%			
<b>REVENUES</b>										
4007 CHARGES FOR SERVICES	3,017.54	11,967.47	34	3,491.50	9	12,341.35	32	0.00	38,700.00	26,358.65
<b>TOTAL REVENUES</b>	<b>3,017.54</b>	<b>11,967.47</b>	<b>34</b>	<b>3,491.50</b>	<b>9</b>	<b>12,341.35</b>	<b>32</b>	<b>0.00</b>	<b>38,700.00</b>	<b>26,358.65</b>
<b>EXPENDITURES</b>										
5020 SERVICES	0.00	0.00	0	0.00	0	0.00	0	0.00	75,000.00	75,000.00
8000 CAPITAL OUTLAY	40,970.00	40,970.00	100	0.00	0	0.00	0	0.00	0.00	0.00
<b>TOTAL EXPENDITURES</b>	<b>40,970.00</b>	<b>40,970.00</b>	<b>82</b>	<b>0.00</b>	<b>0</b>	<b>0.00</b>	<b>0</b>	<b>0.00</b>	<b>75,000.00</b>	<b>75,000.00</b>
<b>OTHER FINANCING SOURCES (USES)</b>										
<b>TOTAL OTHER FINANCING SOURCES (USES)</b>	<b>0.00</b>	<b>0.00</b>		<b>0.00</b>		<b>0.00</b>		<b>0.00</b>	<b>0.00</b>	<b>0.00</b>
<b>NET CHANGE IN FUND BALANCE</b>	<b>-37,952.46</b>	<b>-29,002.53</b>		<b>3,491.50</b>		<b>12,341.35</b>		<b>0.00</b>	<b>-36,300.00</b>	<b>-48,641.35</b>



FUND DEPT 2618-052 : PROBATION SERVICES FUND - COURT SERVICES -PROBATION

6/11/2024 4:07:22 PM

PERIOD ENDING 5/31/2024

	ACTUAL LAST YEAR			ACTUAL THIS YEAR				ENCUMBRANCE	BUDGET	UNENCUMBERED BALANCE
	CURRENT MONTH	YEAR TO DATE	%	CURRENT MONTH	%	YEAR TO DATE	%			
<b>REVENUES</b>										
4007 CHARGES FOR SERVICES	18,343.93	99,926.72	31	22,914.02	8	73,349.79	26	0.00	287,000.00	213,650.21
4008 INVESTMENT EARNINGS	5,093.92	21,317.09	474	7,189.56	18	35,369.59	88	0.00	40,000.00	4,630.41
4009 MISCELLANEOUS REVENUES	25.00	125.00	25	0.00	0	0.00	0	0.00	500.00	500.00
<b>TOTAL REVENUES</b>	<b>23,462.85</b>	<b>121,368.81</b>	<b>37</b>	<b>30,103.58</b>	<b>9</b>	<b>108,719.38</b>	<b>33</b>	<b>0.00</b>	<b>327,500.00</b>	<b>218,780.62</b>
<b>EXPENDITURES</b>										
5010 COMMODITIES	288.41	9,703.84	12	5,433.34	7	14,327.14	18	0.00	79,500.00	65,172.86
5020 SERVICES	8,277.60	42,177.01	14	20,714.15	6	59,726.00	18	0.00	334,500.00	274,774.00
<b>TOTAL EXPENDITURES</b>	<b>8,566.01</b>	<b>51,880.85</b>	<b>13</b>	<b>26,147.49</b>	<b>6</b>	<b>74,053.14</b>	<b>18</b>	<b>0.00</b>	<b>414,000.00</b>	<b>339,946.86</b>
<b>OTHER FINANCING SOURCES (USES)</b>										
7001 OTHER FINANCING USES	0.00	0.00	0	0.00	0	0.00	0	0.00	-10,000.00	-10,000.00
<b>TOTAL OTHER FINANCING SOURCES (USES)</b>	<b>0.00</b>	<b>0.00</b>		<b>0.00</b>		<b>0.00</b>		<b>0.00</b>	<b>-10,000.00</b>	<b>-10,000.00</b>
<b>NET CHANGE IN FUND BALANCE</b>	<b>14,896.84</b>	<b>69,487.96</b>		<b>3,956.09</b>		<b>34,666.24</b>		<b>0.00</b>	<b>-96,500.00</b>	<b>-131,166.24</b>



FUND DEPT 2619-026 : TAX SALE AUTOMATION FUND - COUNTY TREASURER

6/11/2024 4:07:22 PM

PERIOD ENDING 5/31/2024

	ACTUAL LAST YEAR			ACTUAL THIS YEAR				ENCUMBRANCE	BUDGET	UNENCUMBERED BALANCE
	CURRENT MONTH	YEAR TO DATE	%	CURRENT MONTH	%	YEAR TO DATE	%			
<b>REVENUES</b>										
4007 CHARGES FOR SERVICES	748.15	4,475.75	26	444.00	3	3,324.00	20	0.00	17,000.00	13,676.00
4008 INVESTMENT EARNINGS	32.65	144.44	72	99.23	50	456.79	228	0.00	200.00	-256.79
<b>TOTAL REVENUES</b>	<b>780.80</b>	<b>4,620.19</b>	<b>27</b>	<b>543.23</b>	<b>3</b>	<b>3,780.79</b>	<b>22</b>	<b>0.00</b>	<b>17,200.00</b>	<b>13,419.21</b>
<b>EXPENDITURES</b>										
5001 SALARIES AND WAGES	1,512.00	2,144.00	19	2,112.00	11	2,112.00	11	0.00	18,500.00	16,388.00
5003 FRINGE BENEFITS	118.44	166.78	14	107.41	9	107.41	9	0.00	1,171.00	1,063.59
5010 COMMODITIES	0.00	0.00	0	0.00	0	0.00	0	0.00	2,000.00	2,000.00
5020 SERVICES	205.00	410.00	16	0.00	0	430.00	17	0.00	2,500.00	2,070.00
<b>TOTAL EXPENDITURES</b>	<b>1,835.44</b>	<b>2,720.78</b>	<b>16</b>	<b>2,219.41</b>	<b>9</b>	<b>2,649.41</b>	<b>11</b>	<b>0.00</b>	<b>24,171.00</b>	<b>21,521.59</b>
<b>NET CHANGE IN FUND BALANCE</b>	<b>-1,054.64</b>	<b>1,899.41</b>		<b>-1,676.18</b>		<b>1,131.38</b>		<b>0.00</b>	<b>-6,971.00</b>	<b>-8,102.38</b>



FUND DEPT 2621-041 : STS ATTY DRUG FORFEITURES - STATES ATTORNEY

6/11/2024 4:07:22 PM

PERIOD ENDING 5/31/2024

	ACTUAL LAST YEAR			ACTUAL THIS YEAR				ENCUMBRANCE	BUDGET	UNENCUMBERED BALANCE
	CURRENT MONTH	YEAR TO DATE	%	CURRENT MONTH	%	YEAR TO DATE	%			
<b>REVENUES</b>										
4005 FINES AND FORFEITURES	6,186.14	11,729.12	49	752.99	3	8,056.72	34	0.00	24,000.00	15,943.28
4008 INVESTMENT EARNINGS	230.91	1,046.64	139 6	257.03	21	1,229.64	98	0.00	1,250.00	20.36
<b>TOTAL REVENUES</b>	<b>6,417.05</b>	<b>12,775.76</b>	<b>53</b>	<b>1,010.02</b>	<b>4</b>	<b>9,286.36</b>	<b>37</b>	<b>0.00</b>	<b>25,250.00</b>	<b>15,963.64</b>
<b>EXPENDITURES</b>										
5010 COMMODITIES	8,752.39	18,561.96	33	0.00	0	0.00	0	0.00	10,725.00	10,725.00
5020 SERVICES	6,092.23	11,710.03	23	0.00	0	4,871.00	20	0.00	24,275.00	19,404.00
<b>TOTAL EXPENDITURES</b>	<b>14,844.62</b>	<b>30,271.99</b>	<b>28</b>	<b>0.00</b>	<b>0</b>	<b>4,871.00</b>	<b>14</b>	<b>0.00</b>	<b>35,000.00</b>	<b>30,129.00</b>
<b>OTHER FINANCING SOURCES (USES)</b>										
<b>TOTAL OTHER FINANCING SOURCES (USES)</b>	<b>0.00</b>	<b>0.00</b>		<b>0.00</b>		<b>0.00</b>		<b>0.00</b>	<b>0.00</b>	<b>0.00</b>
<b>NET CHANGE IN FUND BALANCE</b>	<b>-8,427.57</b>	<b>-17,496.23</b>		<b>1,010.02</b>		<b>4,415.36</b>		<b>0.00</b>	<b>-9,750.00</b>	<b>-14,165.36</b>



**FUND DEPT 2627-026 : PROPERTY TAX INT FEE FUND - COUNTY TREASURER**

6/11/2024 4:07:22 PM

**PERIOD ENDING 5/31/2024**

	ACTUAL LAST YEAR			ACTUAL THIS YEAR				ENCUMBRANCE	BUDGET	UNENCUMBERED BALANCE
	CURRENT MONTH	YEAR TO DATE	%	CURRENT MONTH	%	YEAR TO DATE	%			
<b>REVENUES</b>										
4007 CHARGES FOR SERVICES	60.00	360.00	1	120.00	0	420.00	1	0.00	55,000.00	54,580.00
4008 INVESTMENT EARNINGS	1.21	142.54	7	14.03	1	4,233.78	212	0.00	2,000.00	-2,233.78
<b>TOTAL REVENUES</b>	<b>61.21</b>	<b>502.54</b>	<b>1</b>	<b>134.03</b>	<b>0</b>	<b>4,653.78</b>	<b>8</b>	<b>0.00</b>	<b>57,000.00</b>	<b>52,346.22</b>
<b>OTHER FINANCING SOURCES (USES)</b>										
7001 OTHER FINANCING USES	0.00	0.00	0	0.00	0	0.00	0	0.00	-57,000.00	-57,000.00
<b>TOTAL OTHER FINANCING SOURCES (USES)</b>	<b>0.00</b>	<b>0.00</b>		<b>0.00</b>		<b>0.00</b>		<b>0.00</b>	<b>-57,000.00</b>	<b>-57,000.00</b>
<b>NET CHANGE IN FUND BALANCE</b>	<b>61.21</b>	<b>502.54</b>		<b>134.03</b>		<b>4,653.78</b>		<b>0.00</b>	<b>0.00</b>	<b>-4,653.78</b>



FUND DEPT 2628-022 : ELECTN ASSIST/ACCESSIBLTY - COUNTY CLERK

6/11/2024 4:07:22 PM

PERIOD ENDING 5/31/2024

	ACTUAL LAST YEAR			ACTUAL THIS YEAR				ENCUMBRANCE	BUDGET	UNENCUMBERED BALANCE
	CURRENT MONTH	YEAR TO DATE	%	CURRENT MONTH	%	YEAR TO DATE	%			
<b>REVENUES</b>										
4004 INTERGOVERNMENTAL REVENUE	0.00	0.00	0	36,599.85	17	103,649.85	48	0.00	214,677.00	111,027.15
<b>TOTAL REVENUES</b>	<b>0.00</b>	<b>0.00</b>	<b>0</b>	<b>36,599.85</b>	<b>17</b>	<b>103,649.85</b>	<b>48</b>	<b>0.00</b>	<b>214,677.00</b>	<b>111,027.15</b>
<b>EXPENDITURES</b>										
5001 SALARIES AND WAGES	172.25	6,939.25	10	6,330.75	9	11,549.50	16	0.00	70,000.00	58,450.50
5003 FRINGE BENEFITS	19.16	579.98	8	415.98	6	837.14	12	0.00	7,035.00	6,197.86
5010 COMMODITIES	0.00	0.00	0	0.00	0	18,761.17	33	0.00	56,337.00	37,575.83
5020 SERVICES	1,867.90	123,046.91	90	45,117.66	55	52,879.83	65	0.00	81,305.00	28,425.17
<b>TOTAL EXPENDITURES</b>	<b>2,059.31</b>	<b>130,566.14</b>	<b>57</b>	<b>51,864.39</b>	<b>24</b>	<b>84,027.64</b>	<b>39</b>	<b>0.00</b>	<b>214,677.00</b>	<b>130,649.36</b>
<b>OTHER FINANCING SOURCES (USES)</b>										
<b>TOTAL OTHER FINANCING SOURCES (USES)</b>	<b>0.00</b>	<b>0.00</b>		<b>0.00</b>		<b>0.00</b>		<b>0.00</b>	<b>0.00</b>	<b>0.00</b>
<b>NET CHANGE IN FUND BALANCE</b>	<b>-2,059.31</b>	<b>-130,566.14</b>		<b>-15,264.54</b>		<b>19,622.21</b>		<b>0.00</b>	<b>0.00</b>	<b>-19,622.21</b>



FUND DEPT 2629-010 : COUNTY HISTORICAL FUND - COUNTY BOARD

6/11/2024 4:07:22 PM

PERIOD ENDING 5/31/2024

	ACTUAL LAST YEAR			ACTUAL THIS YEAR				ENCUMBRANCE	BUDGET	UNENCUMBERED BALANCE
	CURRENT MONTH	YEAR TO DATE	%	CURRENT MONTH	%	YEAR TO DATE	%			
<b>REVENUES</b>										
4008 INVESTMENT EARNINGS	22.53	95.12	317	30.84	31	151.98	152	0.00	100.00	-51.98
<b>TOTAL REVENUES</b>	<b>22.53</b>	<b>95.12</b>	<b>317</b>	<b>30.84</b>	<b>31</b>	<b>151.98</b>	<b>152</b>	<b>0.00</b>	<b>100.00</b>	<b>-51.98</b>
<b>EXPENDITURES</b>										
5020 SERVICES	0.00	0.00	0	0.00	0	0.00	0	0.00	5,000.00	5,000.00
<b>TOTAL EXPENDITURES</b>	<b>0.00</b>	<b>0.00</b>	<b>0</b>	<b>0.00</b>	<b>0</b>	<b>0.00</b>	<b>0</b>	<b>0.00</b>	<b>5,000.00</b>	<b>5,000.00</b>
<b>NET CHANGE IN FUND BALANCE</b>	<b>22.53</b>	<b>95.12</b>		<b>30.84</b>		<b>151.98</b>		<b>0.00</b>	<b>-4,900.00</b>	<b>-5,051.98</b>



FUND DEPT 2630-030 : CIR CLK OPERATION & ADMIN - CIRCUIT CLERK

6/11/2024 4:07:22 PM

PERIOD ENDING 5/31/2024

	ACTUAL LAST YEAR			ACTUAL THIS YEAR				ENCUMBRANCE	BUDGET	UNENCUMBERED BALANCE
	CURRENT MONTH	YEAR TO DATE	%	CURRENT MONTH	%	YEAR TO DATE	%			
<b>REVENUES</b>										
4004 INTERGOVERNMENTAL REVENUE	4,301.00	4,301.00	15	0.00	0	16,494.47	0	0.00	0.00	-16,494.47
4007 CHARGES FOR SERVICES	66,053.09	262,004.14	58	98,384.86	17	246,792.29	43	0.00	569,463.00	322,670.71
4008 INVESTMENT EARNINGS	231.22	4,218.22	0	1,829.66	0	7,143.73	0	0.00	0.00	-7,143.73
<b>TOTAL REVENUES</b>	<b>70,585.31</b>	<b>270,523.36</b>	<b>57</b>	<b>100,214.52</b>	<b>18</b>	<b>270,430.49</b>	<b>47</b>	<b>0.00</b>	<b>569,463.00</b>	<b>299,032.51</b>
<b>EXPENDITURES</b>										
5010 COMMODITIES	238.15	4,788.12	5	0.00	0	0.00	0	0.00	0.00	0.00
5020 SERVICES	1,024.47	36,218.22	19	0.00	0	0.00	0	0.00	0.00	0.00
<b>TOTAL EXPENDITURES</b>	<b>1,262.62</b>	<b>41,006.34</b>	<b>11</b>	<b>0.00</b>	<b>0</b>	<b>0.00</b>	<b>0</b>	<b>0.00</b>	<b>0.00</b>	<b>0.00</b>
<b>OTHER FINANCING SOURCES (USES)</b>										
7001 OTHER FINANCING USES	0.00	0.00	0	0.00	0	0.00	0	0.00	-569,463.00	-569,463.00
<b>TOTAL OTHER FINANCING SOURCES (USES)</b>	<b>0.00</b>	<b>0.00</b>		<b>0.00</b>		<b>0.00</b>		<b>0.00</b>	<b>-569,463.00</b>	<b>-569,463.00</b>
<b>NET CHANGE IN FUND BALANCE</b>	<b>69,322.69</b>	<b>229,517.02</b>		<b>100,214.52</b>		<b>270,430.49</b>		<b>0.00</b>	<b>0.00</b>	<b>-270,430.49</b>





**FUND DEPT 2632-030 : CIR CLK ELCTRNC CITATIONS - CIRCUIT CLERK**

6/11/2024 4:07:22 PM

**PERIOD ENDING 5/31/2024**

	ACTUAL LAST YEAR			ACTUAL THIS YEAR				ENCUMBRANCE	BUDGET	UNENCUMBERED BALANCE
	CURRENT MONTH	YEAR TO DATE	%	CURRENT MONTH	%	YEAR TO DATE	%			
<b>REVENUES</b>										
4007 CHARGES FOR SERVICES	5,258.00	19,388.99	43	6,698.63	12	21,670.68	37	0.00	58,000.00	36,329.32
4008 INVESTMENT EARNINGS	719.00	2,948.54	0	1,210.81	61	5,824.34	291	0.00	2,000.00	-3,824.34
<b>TOTAL REVENUES</b>	<b>5,977.00</b>	<b>22,337.53</b>	<b>50</b>	<b>7,909.44</b>	<b>13</b>	<b>27,495.02</b>	<b>46</b>	<b>0.00</b>	<b>60,000.00</b>	<b>32,504.98</b>
<b>EXPENDITURES</b>										
5010 COMMODITIES	0.00	0.00	0	0.00	0	0.00	0	0.00	135,000.00	135,000.00
5020 SERVICES	0.00	0.00	0	0.00	0	0.00	0	0.00	365,000.00	365,000.00
<b>TOTAL EXPENDITURES</b>	<b>0.00</b>	<b>0.00</b>	<b>0</b>	<b>0.00</b>	<b>0</b>	<b>0.00</b>	<b>0</b>	<b>0.00</b>	<b>500,000.00</b>	<b>500,000.00</b>
<b>NET CHANGE IN FUND BALANCE</b>	<b>5,977.00</b>	<b>22,337.53</b>		<b>7,909.44</b>		<b>27,495.02</b>		<b>0.00</b>	<b>-440,000.00</b>	<b>-467,495.02</b>



FUND DEPT 2633-041 : STS ATTY RECORDS AUTOMATN - STATES ATTORNEY

6/11/2024 4:07:22 PM

PERIOD ENDING 5/31/2024

	ACTUAL LAST YEAR			ACTUAL THIS YEAR				ENCUMBRANCE	BUDGET	UNENCUMBERED BALANCE
	CURRENT MONTH	YEAR TO DATE	%	CURRENT MONTH	%	YEAR TO DATE	%			
<b>REVENUES</b>										
4007 CHARGES FOR SERVICES	364.00	1,395.00	28	415.55	10	1,484.55	37	0.00	4,000.00	2,515.45
4008 INVESTMENT EARNINGS	21.35	84.33	562	28.43	19	129.38	86	0.00	150.00	20.62
<b>TOTAL REVENUES</b>	<b>385.35</b>	<b>1,479.33</b>	<b>29</b>	<b>443.98</b>	<b>11</b>	<b>1,613.93</b>	<b>39</b>	<b>0.00</b>	<b>4,150.00</b>	<b>2,536.07</b>
<b>EXPENDITURES</b>										
5020 SERVICES	0.00	0.00	0	0.00	0	0.00	0	0.00	4,000.00	4,000.00
<b>TOTAL EXPENDITURES</b>	<b>0.00</b>	<b>0.00</b>	<b>0</b>	<b>0.00</b>	<b>0</b>	<b>0.00</b>	<b>0</b>	<b>0.00</b>	<b>4,000.00</b>	<b>4,000.00</b>
<b>NET CHANGE IN FUND BALANCE</b>	<b>385.35</b>	<b>1,479.33</b>		<b>443.98</b>		<b>1,613.93</b>		<b>0.00</b>	<b>150.00</b>	<b>-1,463.93</b>



**FUND DEPT 2634-036 : PUBLIC DEFENDER GRANT FUND - PUBLIC DEFENDER**

6/11/2024 4:07:22 PM

**PERIOD ENDING 5/31/2024**

	ACTUAL LAST YEAR			ACTUAL THIS YEAR				ENCUMBRANCE	BUDGET	UNENCUMBERED BALANCE
	CURRENT MONTH	YEAR TO DATE	%	CURRENT MONTH	%	YEAR TO DATE	%			
<b>REVENUES</b>										
4004 INTERGOVERNMENTAL REVENUE	0.00	0.00	0	0.00	0	0.00	0	0.00	144,979.00	144,979.00
<b>TOTAL REVENUES</b>	<b>0.00</b>	<b>0.00</b>	<b>0</b>	<b>0.00</b>	<b>0</b>	<b>0.00</b>	<b>0</b>	<b>0.00</b>	<b>144,979.00</b>	<b>144,979.00</b>
<b>EXPENDITURES</b>										
5001 SALARIES AND WAGES	0.00	0.00	0	29,626.22	17	36,359.52	21	0.00	175,037.00	138,677.48
5003 FRINGE BENEFITS	0.00	0.00	0	3,428.87	0	4,091.73	0	0.00	0.00	-4,091.73
5010 COMMODITIES	0.00	0.00	0	1,581.96	6	7,951.59	32	0.00	24,594.00	16,642.41
5020 SERVICES	0.00	0.00	0	0.00	0	13,827.15	41	0.00	33,770.00	19,942.85
<b>TOTAL EXPENDITURES</b>	<b>0.00</b>	<b>0.00</b>	<b>0</b>	<b>34,637.05</b>	<b>15</b>	<b>62,229.99</b>	<b>27</b>	<b>0.00</b>	<b>233,401.00</b>	<b>171,171.01</b>
<b>NET CHANGE IN FUND BALANCE</b>	<b>0.00</b>	<b>0.00</b>		<b>-34,637.05</b>		<b>-62,229.99</b>		<b>0.00</b>	<b>-88,422.00</b>	<b>-26,192.01</b>



**FUND DEPT 2635-040 : CANNABIS REGULATION FUND - SHERIFF**

6/11/2024 4:07:22 PM

**PERIOD ENDING 5/31/2024**

	ACTUAL LAST YEAR			ACTUAL THIS YEAR				ENCUMBRANCE	BUDGET	UNENCUMBERED BALANCE
	CURRENT MONTH	YEAR TO DATE	%	CURRENT MONTH	%	YEAR TO DATE	%			
<b>REVENUES</b>										
4004 INTERGOVERNMENTAL REVENUE	0.00	8,007.11	17	0.00	0	8,742.78	18	0.00	48,000.00	39,257.22
4008 INVESTMENT EARNINGS	262.70	1,081.56	108 2	429.60	17	2,121.54	85	0.00	2,500.00	378.46
<b>TOTAL REVENUES</b>	<b>262.70</b>	<b>9,088.67</b>	<b>19</b>	<b>429.60</b>	<b>1</b>	<b>10,864.32</b>	<b>22</b>	<b>0.00</b>	<b>50,500.00</b>	<b>39,635.68</b>
<b>EXPENDITURES</b>										
5010 COMMODITIES	7,650.00	7,650.00	31	0.00	0	0.00	0	2,099.00	2,099.58	0.58
5020 SERVICES	0.00	0.00	0	0.00	0	21,753.42	92	300.00	23,593.42	1,540.00
8000 CAPITAL OUTLAY	0.00	0.00	0	0.00	0	0.00	0	22,006.40	22,307.00	300.60
<b>TOTAL EXPENDITURES</b>	<b>7,650.00</b>	<b>7,650.00</b>	<b>16</b>	<b>0.00</b>	<b>0</b>	<b>21,753.42</b>	<b>45</b>	<b>24,405.40</b>	<b>48,000.00</b>	<b>1,841.18</b>
<b>NET CHANGE IN FUND BALANCE</b>	<b>-7,387.30</b>	<b>1,438.67</b>		<b>429.60</b>		<b>-10,889.10</b>		<b>-24,405.40</b>	<b>2,500.00</b>	<b>37,794.50</b>



**FUND DEPT 2638-042 : CORONER STATUTORY FEES - CORONER**

6/11/2024 4:07:22 PM

**PERIOD ENDING 5/31/2024**

	ACTUAL LAST YEAR			ACTUAL THIS YEAR				ENCUMBRANCE	BUDGET	UNENCUMBERED BALANCE
	CURRENT MONTH	YEAR TO DATE	%	CURRENT MONTH	%	YEAR TO DATE	%			
<b>REVENUES</b>										
4007 CHARGES FOR SERVICES	4,496.14	21,788.02	33	19,500.00	17	59,800.00	51	0.00	116,800.00	57,000.00
<b>TOTAL REVENUES</b>	<b>4,496.14</b>	<b>21,788.02</b>	<b>33</b>	<b>19,500.00</b>	<b>17</b>	<b>59,800.00</b>	<b>51</b>	<b>0.00</b>	<b>116,800.00</b>	<b>57,000.00</b>
<b>EXPENDITURES</b>										
5010 COMMODITIES	2,482.97	9,295.06	34	1,125.26	3	2,621.83	6	0.00	44,280.00	41,658.17
5020 SERVICES	540.81	5,497.28	40	1,064.75	4	7,252.27	25	0.00	29,221.00	21,968.73
8000 CAPITAL OUTLAY	0.00	0.00	0	372.63	1	63,997.66	98	0.00	65,000.00	1,002.34
<b>TOTAL EXPENDITURES</b>	<b>3,023.78</b>	<b>14,792.34</b>	<b>17</b>	<b>2,562.64</b>	<b>2</b>	<b>73,871.76</b>	<b>53</b>	<b>0.00</b>	<b>138,501.00</b>	<b>64,629.24</b>
<b>NET CHANGE IN FUND BALANCE</b>	<b>1,472.36</b>	<b>6,995.68</b>		<b>16,937.36</b>		<b>-14,071.76</b>		<b>0.00</b>	<b>-21,701.00</b>	<b>-7,629.24</b>




**FUND DEPT 2638-140 : CORONER STATUTORY FEES - CORRECTIONAL CENTER**

6/11/2024 4:07:22 PM

**PERIOD ENDING 5/31/2024**

	ACTUAL LAST YEAR			ACTUAL THIS YEAR				ENCUMBRANCE	BUDGET	UNENCUMBERED BALANCE
	CURRENT MONTH	YEAR TO DATE	%	CURRENT MONTH	%	YEAR TO DATE	%			
<b>EXPENDITURES</b>										
<b>TOTAL EXPENDITURES</b>	0.00	0.00	0	0.00	0	0.00	0	0.00	0.00	0.00
<b>NET CHANGE IN FUND BALANCE</b>	0.00	0.00		0.00		0.00		0.00	0.00	0.00



FUND DEPT 2658-140 : JAIL COMMISSARY - CORRECTIONAL CENTER

6/11/2024 4:07:22 PM

PERIOD ENDING 5/31/2024

	ACTUAL LAST YEAR			ACTUAL THIS YEAR				ENCUMBRANCE	BUDGET	UNENCUMBERED BALANCE
	CURRENT MONTH	YEAR TO DATE	%	CURRENT MONTH	%	YEAR TO DATE	%			
<b>REVENUES</b>										
4008 INVESTMENT EARNINGS	1,620.58	6,780.66	522	2,444.68	16	11,820.85	79	0.00	15,000.00	3,179.15
4009 MISCELLANEOUS REVENUES	10,624.81	24,445.06	22	0.00	0	28,590.21	29	0.00	100,000.00	71,409.79
<b>TOTAL REVENUES</b>	<b>12,245.39</b>	<b>31,225.72</b>	<b>28</b>	<b>2,444.68</b>	<b>2</b>	<b>40,411.06</b>	<b>35</b>	<b>0.00</b>	<b>115,000.00</b>	<b>74,588.94</b>
<b>EXPENDITURES</b>										
5010 COMMODITIES	483.73	2,825.09	24	341.78	2	2,146.89	14	0.00	15,280.00	13,133.11
5020 SERVICES	3,577.49	3,967.57	11	725.62	4	4,599.74	26	0.00	17,895.00	13,295.26
8000 CAPITAL OUTLAY	0.00	0.00	0	0.00	0	0.00	0	0.00	45,000.00	45,000.00
<b>TOTAL EXPENDITURES</b>	<b>4,061.22</b>	<b>6,792.66</b>	<b>7</b>	<b>1,067.40</b>	<b>1</b>	<b>6,746.63</b>	<b>9</b>	<b>0.00</b>	<b>78,175.00</b>	<b>71,428.37</b>
<b>NET CHANGE IN FUND BALANCE</b>	<b>8,184.17</b>	<b>24,433.06</b>		<b>1,377.28</b>		<b>33,664.43</b>		<b>0.00</b>	<b>36,825.00</b>	<b>3,160.57</b>



**FUND DEPT 2659-140 : COUNTY JAIL MEDICAL COSTS - CORRECTIONAL CENTER**

6/11/2024 4:07:22 PM

**PERIOD ENDING 5/31/2024**

	ACTUAL LAST YEAR			ACTUAL THIS YEAR				ENCUMBRANCE	BUDGET	UNENCUMBERED BALANCE
	CURRENT MONTH	YEAR TO DATE	%	CURRENT MONTH	%	YEAR TO DATE	%			
<b>REVENUES</b>										
4007 CHARGES FOR SERVICES	376.41	1,908.91	10	431.00	4	1,619.00	16	0.00	10,000.00	8,381.00
4008 INVESTMENT EARNINGS	10.91	57.70	577	14.42	144	94.68	947	0.00	10.00	-84.68
<b>TOTAL REVENUES</b>	<b>387.32</b>	<b>1,966.61</b>	<b>10</b>	<b>445.42</b>	<b>4</b>	<b>1,713.68</b>	<b>17</b>	<b>0.00</b>	<b>10,010.00</b>	<b>8,296.32</b>
<b>OTHER FINANCING SOURCES (USES)</b>										
7001 OTHER FINANCING USES	0.00	0.00	0	0.00	0	0.00	0	0.00	-10,010.00	-10,010.00
<b>TOTAL OTHER FINANCING SOURCES (USES)</b>	<b>0.00</b>	<b>0.00</b>		<b>0.00</b>		<b>0.00</b>		<b>0.00</b>	<b>-10,010.00</b>	<b>-10,010.00</b>
<b>NET CHANGE IN FUND BALANCE</b>	<b>387.32</b>	<b>1,966.61</b>		<b>445.42</b>		<b>1,713.68</b>		<b>0.00</b>	<b>0.00</b>	<b>-1,713.68</b>





FUND DEPT 2670-022 : COUNTY CLK AUTOMATION FND - COUNTY CLERK

6/11/2024 4:07:22 PM

PERIOD ENDING 5/31/2024

	ACTUAL LAST YEAR			ACTUAL THIS YEAR				ENCUMBRANCE	BUDGET	UNENCUMBERED BALANCE
	CURRENT MONTH	YEAR TO DATE	%	CURRENT MONTH	%	YEAR TO DATE	%			
<b>REVENUES</b>										
4007 CHARGES FOR SERVICES	1,458.00	6,624.00	26	1,534.00	6	6,074.00	24	0.00	25,000.00	18,926.00
4008 INVESTMENT EARNINGS	80.50	381.61	191	130.08	33	708.78	177	0.00	400.00	-308.78
4009 MISCELLANEOUS REVENUES	1,558.00	1,558.00	12	0.00	0	0.00	0	0.00	12,500.00	12,500.00
<b>TOTAL REVENUES</b>	<b>3,096.50</b>	<b>8,563.61</b>	<b>23</b>	<b>1,664.08</b>	<b>4</b>	<b>6,782.78</b>	<b>18</b>	<b>0.00</b>	<b>37,900.00</b>	<b>31,117.22</b>
<b>EXPENDITURES</b>										
5010 COMMODITIES	0.00	0.00	0	0.00	0	0.00	0	0.00	13,500.00	13,500.00
5020 SERVICES	1,016.16	12,462.41	67	0.00	0	12,171.93	44	0.00	27,965.00	15,793.07
<b>TOTAL EXPENDITURES</b>	<b>1,016.16</b>	<b>12,462.41</b>	<b>41</b>	<b>0.00</b>	<b>0</b>	<b>12,171.93</b>	<b>29</b>	<b>0.00</b>	<b>41,465.00</b>	<b>29,293.07</b>
<b>NET CHANGE IN FUND BALANCE</b>	<b>2,080.34</b>	<b>-3,898.80</b>		<b>1,664.08</b>		<b>-5,389.15</b>		<b>0.00</b>	<b>-3,565.00</b>	<b>1,824.15</b>



FUND DEPT 2671-030 : COURT DOCUMENT STORAGE FD - CIRCUIT CLERK

6/11/2024 4:07:22 PM

PERIOD ENDING 5/31/2024

	ACTUAL LAST YEAR			ACTUAL THIS YEAR				ENCUMBRANCE	BUDGET	UNENCUMBERED BALANCE
	CURRENT MONTH	YEAR TO DATE	%	CURRENT MONTH	%	YEAR TO DATE	%			
<b>REVENUES</b>										
4004 INTERGOVERNMENTAL REVENUE	79,981.60	79,981.60	100	0.00	0	0.00	0	0.00	0.00	0.00
4007 CHARGES FOR SERVICES	21,065.02	78,905.77	39	32,672.20	17	89,766.15	47	0.00	189,373.00	99,606.85
4008 INVESTMENT EARNINGS	387.61	1,228.33	0	914.57	0	3,937.42	0	0.00	0.00	-3,937.42
<b>TOTAL REVENUES</b>	<b>101,434.23</b>	<b>160,115.70</b>	<b>57</b>	<b>33,586.77</b>	<b>18</b>	<b>93,703.57</b>	<b>49</b>	<b>0.00</b>	<b>189,373.00</b>	<b>95,669.43</b>
<b>EXPENDITURES</b>										
5001 SALARIES AND WAGES	5,635.35	24,333.36	28	0.00	0	0.00	0	0.00	0.00	0.00
5003 FRINGE BENEFITS	604.45	2,912.04	8	0.00	0	0.00	0	0.00	0.00	0.00
5010 COMMODITIES	241.27	28,557.35	62	0.00	0	0.00	0	0.00	0.00	0.00
5020 SERVICES	39,355.00	47,300.00	55	0.00	0	0.00	0	0.00	0.00	0.00
8000 CAPITAL OUTLAY	36,358.00	36,358.00	72	0.00	0	0.00	0	0.00	0.00	0.00
<b>TOTAL EXPENDITURES</b>	<b>82,194.07</b>	<b>139,460.75</b>	<b>46</b>	<b>0.00</b>	<b>0</b>	<b>0.00</b>	<b>0</b>	<b>0.00</b>	<b>0.00</b>	<b>0.00</b>
<b>OTHER FINANCING SOURCES (USES)</b>										
7001 OTHER FINANCING USES	0.00	0.00	0	0.00	0	0.00	0	0.00	-189,373.00	-189,373.00
<b>TOTAL OTHER FINANCING SOURCES (USES)</b>	<b>0.00</b>	<b>0.00</b>		<b>0.00</b>		<b>0.00</b>		<b>0.00</b>	<b>-189,373.00</b>	<b>-189,373.00</b>
<b>NET CHANGE IN FUND BALANCE</b>	<b>19,240.16</b>	<b>20,654.95</b>		<b>33,586.77</b>		<b>93,703.57</b>		<b>0.00</b>	<b>0.00</b>	<b>-93,703.57</b>



**FUND DEPT 2675-041 : VICTIM ADVOCACY GRT-ICJIA - STATES ATTORNEY**

6/11/2024 4:07:22 PM

**PERIOD ENDING 5/31/2024**

	ACTUAL LAST YEAR			ACTUAL THIS YEAR				ENCUMBRANCE	BUDGET	UNENCUMBERED BALANCE
	CURRENT MONTH	YEAR TO DATE	%	CURRENT MONTH	%	YEAR TO DATE	%			
<b>REVENUES</b>										
<b>TOTAL REVENUES</b>	0.00	0.00	0	0.00	0	0.00	0	0.00	0.00	0.00
<b>EXPENDITURES</b>										
<b>TOTAL EXPENDITURES</b>	0.00	0.00	0	0.00	0	0.00	0	0.00	0.00	0.00
<b>OTHER FINANCING SOURCES (USES)</b>										
<b>TOTAL OTHER FINANCING SOURCES (USES)</b>	0.00	0.00		0.00		0.00		0.00	0.00	0.00
<b>NET CHANGE IN FUND BALANCE</b>	0.00	0.00		0.00		0.00		0.00	0.00	0.00



**FUND DEPT 2676-011 : SOLID WASTE MANAGEMENT - SOLID WASTE MGMT**

6/11/2024 4:07:22 PM

**PERIOD ENDING 5/31/2024**

	ACTUAL LAST YEAR			ACTUAL THIS YEAR				ENCUMBRANCE	BUDGET	UNENCUMBERED BALANCE
	CURRENT MONTH	YEAR TO DATE	%	CURRENT MONTH	%	YEAR TO DATE	%			
<b>REVENUES</b>										
4004 INTERGOVERNMENTAL REVENUE	3,360.00	3,360.00	11	0.00	0	0.00	0	0.00	26,378.00	26,378.00
4006 LICENSES AND PERMITS	35.00	1,330.00	30	0.00	0	1,330.00	36	0.00	3,700.00	2,370.00
4008 INVESTMENT EARNINGS	28.33	161.58	0	43.58	27	307.61	191	0.00	161.00	-146.61
<b>TOTAL REVENUES</b>	<b>3,423.33</b>	<b>4,851.58</b>	<b>14</b>	<b>43.58</b>	<b>0</b>	<b>1,637.61</b>	<b>5</b>	<b>0.00</b>	<b>30,239.00</b>	<b>28,601.39</b>
<b>EXPENDITURES</b>										
5010 COMMODITIES	0.00	0.00	0	0.00	0	0.00	0	0.00	839.00	839.00
5020 SERVICES	17,263.01	17,393.01	45	15,000.00	38	16,175.00	41	0.00	39,000.00	22,825.00
<b>TOTAL EXPENDITURES</b>	<b>17,263.01</b>	<b>17,393.01</b>	<b>44</b>	<b>15,000.00</b>	<b>38</b>	<b>16,175.00</b>	<b>41</b>	<b>0.00</b>	<b>39,839.00</b>	<b>23,664.00</b>
<b>NET CHANGE IN FUND BALANCE</b>	<b>-13,839.68</b>	<b>-12,541.43</b>		<b>-14,956.42</b>		<b>-14,537.39</b>		<b>0.00</b>	<b>-9,600.00</b>	<b>4,937.39</b>



FUND DEPT 2679-179 : CHILD ADVOCACY CENTER - CHILD ADVOCACY CENTER

6/11/2024 4:07:22 PM

PERIOD ENDING 5/31/2024

	ACTUAL LAST YEAR			ACTUAL THIS YEAR				ENCUMBRANCE	BUDGET	UNENCUMBERED BALANCE
	CURRENT MONTH	YEAR TO DATE	%	CURRENT MONTH	%	YEAR TO DATE	%			
<b>REVENUES</b>										
4004 INTERGOVERNMENTAL REVENUE	34,300.67	120,433.91	36	31,966.16	8	132,549.28	34	0.00	390,422.00	257,872.72
4008 INVESTMENT EARNINGS	0.00	0.00	0	83.67	0	622.86	0	0.00	0.00	-622.86
4009 MISCELLANEOUS REVENUES	9,935.96	16,034.95	222	1,500.00	22	2,374.44	35	0.00	6,801.00	4,426.56
<b>TOTAL REVENUES</b>	<b>44,236.63</b>	<b>136,468.86</b>	<b>40</b>	<b>33,549.83</b>	<b>8</b>	<b>135,546.58</b>	<b>34</b>	<b>0.00</b>	<b>397,223.00</b>	<b>261,676.42</b>
<b>EXPENDITURES</b>										
5001 SALARIES AND WAGES	13,173.43	62,573.69	37	23,237.69	12	81,331.94	43	0.00	189,803.00	108,471.06
5003 FRINGE BENEFITS	4,110.90	20,892.05	40	5,145.85	8	21,752.35	36	0.00	60,801.00	39,048.65
5010 COMMODITIES	455.38	1,710.38	28	942.14	6	5,222.70	32	0.00	16,437.12	11,214.42
5020 SERVICES	7,112.81	40,532.40	36	10,366.68	8	45,108.85	36	0.00	125,009.88	79,901.03
<b>TOTAL EXPENDITURES</b>	<b>24,852.52</b>	<b>125,708.52</b>	<b>37</b>	<b>39,692.36</b>	<b>10</b>	<b>153,415.84</b>	<b>39</b>	<b>0.00</b>	<b>392,051.00</b>	<b>238,635.16</b>
<b>NET CHANGE IN FUND BALANCE</b>	<b>19,384.11</b>	<b>10,760.34</b>		<b>-6,142.53</b>		<b>-17,869.26</b>		<b>0.00</b>	<b>5,172.00</b>	<b>23,041.26</b>



FUND DEPT 2685-031 : SPECIALTY COURTS FUND - CIRCUIT COURT

6/11/2024 4:07:22 PM

PERIOD ENDING 5/31/2024

	ACTUAL LAST YEAR			ACTUAL THIS YEAR				ENCUMBRANCE	BUDGET	UNENCUMBERED BALANCE
	CURRENT MONTH	YEAR TO DATE	%	CURRENT MONTH	%	YEAR TO DATE	%			
<b>REVENUES</b>										
4004 INTERGOVERNMENTAL REVENUE	0.00	10,364.35	21	0.00	0	16,254.00	38	0.00	43,000.00	26,746.00
4007 CHARGES FOR SERVICES	1,198.50	4,575.50	17	1,444.01	11	5,033.76	39	0.00	13,000.00	7,966.24
4008 INVESTMENT EARNINGS	308.97	1,348.00	134 8	447.65	17	2,219.76	85	0.00	2,600.00	380.24
<b>TOTAL REVENUES</b>	<b>1,507.47</b>	<b>16,287.85</b>	<b>21</b>	<b>1,891.66</b>	<b>3</b>	<b>23,507.52</b>	<b>40</b>	<b>0.00</b>	<b>58,600.00</b>	<b>35,092.48</b>
<b>EXPENDITURES</b>										
5001 SALARIES AND WAGES	3,780.00	17,955.00	33	6,597.01	6	24,980.76	25	0.00	101,889.00	76,908.24
5003 FRINGE BENEFITS	405.61	2,144.98	12	687.53	3	2,673.31	10	0.00	26,033.00	23,359.69
5010 COMMODITIES	318.57	338.53	23	726.74	5	746.73	5	0.00	13,818.99	13,072.26
5020 SERVICES	1,085.37	2,702.19	24	516.84	0	2,265.82	1	0.00	174,243.01	171,977.19
<b>TOTAL EXPENDITURES</b>	<b>5,589.55</b>	<b>23,140.70</b>	<b>27</b>	<b>8,528.12</b>	<b>3</b>	<b>30,666.62</b>	<b>10</b>	<b>0.00</b>	<b>315,984.00</b>	<b>285,317.38</b>
<b>OTHER FINANCING SOURCES (USES)</b>										
<b>TOTAL OTHER FINANCING SOURCES (USES)</b>	<b>0.00</b>	<b>0.00</b>		<b>0.00</b>		<b>0.00</b>		<b>0.00</b>	<b>0.00</b>	<b>0.00</b>
<b>NET CHANGE IN FUND BALANCE</b>	<b>-4,082.08</b>	<b>-6,852.85</b>		<b>-6,636.46</b>		<b>-7,159.10</b>		<b>0.00</b>	<b>-257,384.00</b>	<b>-250,224.90</b>



**FUND DEPT 2685-140 : SPECIALTY COURTS FUND - CORRECTIONAL CENTER**

6/11/2024 4:07:22 PM

**PERIOD ENDING 5/31/2024**

	ACTUAL LAST YEAR			ACTUAL THIS YEAR				ENCUMBRANCE	BUDGET	UNENCUMBERED BALANCE
	CURRENT MONTH	YEAR TO DATE	%	CURRENT MONTH	%	YEAR TO DATE	%			
<b>REVENUES</b>										
<b>TOTAL REVENUES</b>	0.00	0.00	0	0.00	0	0.00	0	0.00	0.00	0.00
<b>NET CHANGE IN FUND BALANCE</b>	0.00	0.00		0.00		0.00		0.00	0.00	0.00



FUND DEPT 2840-016 : ARPA - ADMINISTRATIVE SERVICES

6/11/2024 4:07:22 PM

PERIOD ENDING 5/31/2024

	ACTUAL LAST YEAR			ACTUAL THIS YEAR				ENCUMBRANCE	BUDGET	UNENCUMBERED BALANCE
	CURRENT MONTH	YEAR TO DATE	%	CURRENT MONTH	%	YEAR TO DATE	%			
<b>REVENUES</b>										
4008 INVESTMENT EARNINGS	2,791.32	139,970.98	117	4,421.79	4	22,237.03	22	0.00	100,000.00	77,762.97
<b>TOTAL REVENUES</b>	<b>2,791.32</b>	<b>139,970.98</b>	<b>117</b>	<b>4,421.79</b>	<b>4</b>	<b>22,237.03</b>	<b>22</b>	<b>0.00</b>	<b>100,000.00</b>	<b>77,762.97</b>
<b>EXPENDITURES</b>										
<b>TOTAL EXPENDITURES</b>	<b>0.00</b>	<b>0.00</b>	<b>0</b>	<b>0.00</b>	<b>0</b>	<b>0.00</b>	<b>0</b>	<b>0.00</b>	<b>0.00</b>	<b>0.00</b>
<b>OTHER FINANCING SOURCES (USES)</b>										
7001 OTHER FINANCING USES	-7,375.02	-28,031.78	0	-12,087.77	11	-44,187.02	40	0.00	-110,224.00	-66,036.98
<b>TOTAL OTHER FINANCING SOURCES (USES)</b>	<b>-7,375.02</b>	<b>-28,031.78</b>		<b>-12,087.77</b>		<b>-44,187.02</b>		<b>0.00</b>	<b>-110,224.00</b>	<b>-66,036.98</b>
<b>NET CHANGE IN FUND BALANCE</b>	<b>-4,583.70</b>	<b>111,939.20</b>		<b>-7,665.98</b>		<b>-21,949.99</b>		<b>0.00</b>	<b>-10,224.00</b>	<b>11,725.99</b>





**FUND DEPT 2840-043 : ARPA - EMERGENCY MGMT AGCY (EMA)**

6/11/2024 4:07:22 PM

**PERIOD ENDING 5/31/2024**

	ACTUAL LAST YEAR			ACTUAL THIS YEAR				ENCUMBRANCE	BUDGET	UNENCUMBERED BALANCE
	CURRENT MONTH	YEAR TO DATE	%	CURRENT MONTH	%	YEAR TO DATE	%			
<b>REVENUES</b>										
<b>TOTAL REVENUES</b>	<i>0.00</i>	<i>0.00</i>	<i>0</i>	<i>0.00</i>	<i>0</i>	<i>0.00</i>	<i>0</i>	<i>0.00</i>	<i>0.00</i>	<i>0.00</i>
<b>EXPENDITURES</b>										
<b>TOTAL EXPENDITURES</b>	<i>0.00</i>	<i>0.00</i>	<i>0</i>	<i>0.00</i>	<i>0</i>	<i>0.00</i>	<i>0</i>	<i>0.00</i>	<i>0.00</i>	<i>0.00</i>
<b>NET CHANGE IN FUND BALANCE</b>	<i>0.00</i>	<i>0.00</i>		<i>0.00</i>		<i>0.00</i>		<i>0.00</i>	<i>0.00</i>	<i>0.00</i>




FUND DEPT 2840-075 : ARPA - GENERAL COUNTY

6/11/2024 4:07:22 PM

PERIOD ENDING 5/31/2024

	ACTUAL LAST YEAR			ACTUAL THIS YEAR				ENCUMBRANCE	BUDGET	UNENCUMBERED BALANCE
	CURRENT MONTH	YEAR TO DATE	%	CURRENT MONTH	%	YEAR TO DATE	%			
<b>EXPENDITURES</b>										
5003 FRINGE BENEFITS	0.00	0.00	0	49.37	0	61.84	0	0.00	0.00	-61.84
5010 COMMODITIES	9,511.00	9,933.17	100	0.00	0	0.00	0	0.00	120,000.00	120,000.00
5020 SERVICES	297,945.92	850,237.13	12	265,857.65	3	1,678,035.19	20	0.00	8,321,770.00	6,643,734.81
8000 CAPITAL OUTLAY	0.00	507,531.00	6	0.00	0	0.00	0	0.00	17,282,780.00	17,282,780.00
<b>TOTAL EXPENDITURES</b>	<b>307,456.92</b>	<b>1,367,701.30</b>	<b>9</b>	<b>265,907.02</b>	<b>1</b>	<b>1,678,097.03</b>	<b>7</b>	<b>0.00</b>	<b>25,724,550.00</b>	<b>24,046,452.97</b>
<b>OTHER FINANCING SOURCES (USES)</b>										
<b>TOTAL OTHER FINANCING SOURCES (USES)</b>	<b>0.00</b>	<b>0.00</b>		<b>0.00</b>		<b>0.00</b>		<b>0.00</b>	<b>0.00</b>	<b>0.00</b>
<b>NET CHANGE IN FUND BALANCE</b>	<b>-307,456.92</b>	<b>-1,367,701.30</b>		<b>-265,907.02</b>		<b>-1,678,097.03</b>		<b>0.00</b>	<b>-25,724,550.00</b>	<b>-24,046,452.97</b>



**FUND DEPT 2932-932 : INDOOR CLIMATE RESOURCES AGENCY - INDOOR CLIMATE RESOURCES AGENCY**

6/11/2024 4:07:22 PM

**PERIOD ENDING 5/31/2024**

	ACTUAL LAST YEAR			ACTUAL THIS YEAR				ENCUMBRANCE	BUDGET	UNENCUMBERED BALANCE
	CURRENT MONTH	YEAR TO DATE	%	CURRENT MONTH	%	YEAR TO DATE	%			
<b>REVENUES</b>										
<b>TOTAL REVENUES</b>	<i>0.00</i>	<i>0.00</i>	<i>0</i>	<i>0.00</i>	<i>0</i>	<i>0.00</i>	<i>0</i>	<i>0.00</i>	<i>0.00</i>	<i>0.00</i>
<b>EXPENDITURES</b>										
<b>TOTAL EXPENDITURES</b>	<i>0.00</i>	<i>0.00</i>	<i>0</i>	<i>0.00</i>	<i>0</i>	<i>0.00</i>	<i>0</i>	<i>0.00</i>	<i>0.00</i>	<i>0.00</i>
<b>NET CHANGE IN FUND BALANCE</b>	<i>0.00</i>	<i>0.00</i>		<i>0.00</i>		<i>0.00</i>		<i>0.00</i>	<i>0.00</i>	<i>0.00</i>



FUND DEPT 3105-010 : CAPITAL ASSET REPLCMT FND - COUNTY BOARD

6/11/2024 4:07:22 PM

PERIOD ENDING 5/31/2024

	ACTUAL LAST YEAR			ACTUAL THIS YEAR				ENCUMBRANCE	BUDGET	UNENCUMBERED BALANCE
	CURRENT MONTH	YEAR TO DATE	%	CURRENT MONTH	%	YEAR TO DATE	%			
<b>REVENUES</b>										
4008 INVESTMENT EARNINGS	45,523.73	168,411.41	561	22,557.89	75	80,332.72	268	0.00	30,000.00	-50,332.72
<b>TOTAL REVENUES</b>	<b>45,523.73</b>	<b>168,411.41</b>	<b>561</b>	<b>22,557.89</b>	<b>75</b>	<b>80,332.72</b>	<b>268</b>	<b>0.00</b>	<b>30,000.00</b>	<b>-50,332.72</b>
<b>EXPENDITURES</b>										
5010 COMMODITIES	0.00	0.00	0	0.00	0	0.00	0	0.00	5,196.00	5,196.00
5020 SERVICES	131,408.59	214,842.59	16	138,780.69	16	258,585.86	30	0.00	853,825.00	595,239.14
<b>TOTAL EXPENDITURES</b>	<b>131,408.59</b>	<b>214,842.59</b>	<b>16</b>	<b>138,780.69</b>	<b>16</b>	<b>258,585.86</b>	<b>30</b>	<b>0.00</b>	<b>859,021.00</b>	<b>600,435.14</b>
<b>OTHER FINANCING SOURCES (USES)</b>										
<b>TOTAL OTHER FINANCING SOURCES (USES)</b>	<b>0.00</b>	<b>0.00</b>		<b>0.00</b>		<b>0.00</b>		<b>0.00</b>	<b>0.00</b>	<b>0.00</b>
<b>NET CHANGE IN FUND BALANCE</b>	<b>-85,884.86</b>	<b>-46,431.18</b>		<b>-116,222.80</b>		<b>-178,253.14</b>		<b>0.00</b>	<b>-829,021.00</b>	<b>-650,767.86</b>



FUND DEPT 3105-016 : CAPITAL ASSET REPLCMT FND - ADMINISTRATIVE SERVICES

6/11/2024 4:07:22 PM

PERIOD ENDING 5/31/2024

	ACTUAL LAST YEAR			ACTUAL THIS YEAR				ENCUMBRANCE	BUDGET	UNENCUMBERED BALANCE
	CURRENT MONTH	YEAR TO DATE	%	CURRENT MONTH	%	YEAR TO DATE	%			
<b>REVENUES</b>										
<b>TOTAL REVENUES</b>	<b>0.00</b>	<b>0.00</b>	<b>0</b>	<b>0.00</b>	<b>0</b>	<b>0.00</b>	<b>0</b>	<b>0.00</b>	<b>0.00</b>	<b>0.00</b>
<b>EXPENDITURES</b>										
5010 COMMODITIES	0.00	0.00	0	0.00	0	0.00	0	0.00	19,957.00	19,957.00
5020 SERVICES	0.00	0.00	0	0.00	0	0.00	0	0.00	65,000.00	65,000.00
8000 CAPITAL OUTLAY	0.00	0.00	0	0.00	0	0.00	0	0.00	15,442.00	15,442.00
<b>TOTAL EXPENDITURES</b>	<b>0.00</b>	<b>0.00</b>	<b>0</b>	<b>0.00</b>	<b>0</b>	<b>0.00</b>	<b>0</b>	<b>0.00</b>	<b>100,399.00</b>	<b>100,399.00</b>
<b>OTHER FINANCING SOURCES (USES)</b>										
6001 OTHER FINANCING SOURCES	0.00	0.00	0	0.00	0	0.00	0	0.00	44,924.00	44,924.00
<b>TOTAL OTHER FINANCING SOURCES (USES)</b>	<b>0.00</b>	<b>0.00</b>		<b>0.00</b>		<b>0.00</b>		<b>0.00</b>	<b>44,924.00</b>	<b>44,924.00</b>
<b>NET CHANGE IN FUND BALANCE</b>	<b>0.00</b>	<b>0.00</b>		<b>0.00</b>		<b>0.00</b>		<b>0.00</b>	<b>-55,475.00</b>	<b>-55,475.00</b>



FUND DEPT 3105-020 : CAPITAL ASSET REPLCMT FND - AUDITOR

6/11/2024 4:07:22 PM

PERIOD ENDING 5/31/2024

	ACTUAL LAST YEAR			ACTUAL THIS YEAR				ENCUMBRANCE	BUDGET	UNENCUMBERED BALANCE
	CURRENT MONTH	YEAR TO DATE	%	CURRENT MONTH	%	YEAR TO DATE	%			
<b>EXPENDITURES</b>										
<b>TOTAL EXPENDITURES</b>	<b>0.00</b>	<b>0.00</b>	<b>0</b>	<b>0.00</b>	<b>0</b>	<b>0.00</b>	<b>0</b>	<b>0.00</b>	<b>0.00</b>	<b>0.00</b>
<b>OTHER FINANCING SOURCES (USES)</b>										
6001 OTHER FINANCING SOURCES	0.00	0.00	0	0.00	0	0.00	0	0.00	2,160.00	2,160.00
<b>TOTAL OTHER FINANCING SOURCES (USES)</b>	<b>0.00</b>	<b>0.00</b>		<b>0.00</b>		<b>0.00</b>		<b>0.00</b>	<b>2,160.00</b>	<b>2,160.00</b>
<b>NET CHANGE IN FUND BALANCE</b>	<b>0.00</b>	<b>0.00</b>		<b>0.00</b>		<b>0.00</b>		<b>0.00</b>	<b>2,160.00</b>	<b>2,160.00</b>



**FUND DEPT 3105-021 : CAPITAL ASSET REPLCMT FND - BOARD OF REVIEW**

6/11/2024 4:07:22 PM

**PERIOD ENDING 5/31/2024**

	ACTUAL LAST YEAR			ACTUAL THIS YEAR				ENCUMBRANCE	BUDGET	UNENCUMBERED BALANCE
	CURRENT MONTH	YEAR TO DATE	%	CURRENT MONTH	%	YEAR TO DATE	%			
<b>EXPENDITURES</b>										
<b>TOTAL EXPENDITURES</b>	<b>0.00</b>	<b>0.00</b>	<b>0</b>	<b>0.00</b>	<b>0</b>	<b>0.00</b>	<b>0</b>	<b>0.00</b>	<b>0.00</b>	<b>0.00</b>
<b>OTHER FINANCING SOURCES (USES)</b>										
6001 OTHER FINANCING SOURCES	0.00	0.00	0	0.00	0	0.00	0	0.00	2,025.00	2,025.00
<b>TOTAL OTHER FINANCING SOURCES (USES)</b>	<b>0.00</b>	<b>0.00</b>		<b>0.00</b>		<b>0.00</b>		<b>0.00</b>	<b>2,025.00</b>	<b>2,025.00</b>
<b>NET CHANGE IN FUND BALANCE</b>	<b>0.00</b>	<b>0.00</b>		<b>0.00</b>		<b>0.00</b>		<b>0.00</b>	<b>2,025.00</b>	<b>2,025.00</b>



FUND DEPT 3105-022 : CAPITAL ASSET REPLCMT FND - COUNTY CLERK

6/11/2024 4:07:22 PM

PERIOD ENDING 5/31/2024

	ACTUAL LAST YEAR			ACTUAL THIS YEAR				ENCUMBRANCE	BUDGET	UNENCUMBERED BALANCE
	CURRENT MONTH	YEAR TO DATE	%	CURRENT MONTH	%	YEAR TO DATE	%			
<b>EXPENDITURES</b>										
<b>TOTAL EXPENDITURES</b>	<b>0.00</b>	<b>0.00</b>	<b>0</b>	<b>0.00</b>	<b>0</b>	<b>0.00</b>	<b>0</b>	<b>0.00</b>	<b>0.00</b>	<b>0.00</b>
<b>OTHER FINANCING SOURCES (USES)</b>										
6001 OTHER FINANCING SOURCES	0.00	0.00	0	0.00	0	0.00	0	0.00	12,500.00	12,500.00
<b>TOTAL OTHER FINANCING SOURCES (USES)</b>	<b>0.00</b>	<b>0.00</b>		<b>0.00</b>		<b>0.00</b>		<b>0.00</b>	<b>12,500.00</b>	<b>12,500.00</b>
<b>NET CHANGE IN FUND BALANCE</b>	<b>0.00</b>	<b>0.00</b>		<b>0.00</b>		<b>0.00</b>		<b>0.00</b>	<b>12,500.00</b>	<b>12,500.00</b>





FUND DEPT 3105-025 : CAPITAL ASSET REPLCMT FND - SUPERVISOR OF ASSESSMENT

6/11/2024 4:07:22 PM

PERIOD ENDING 5/31/2024

	ACTUAL LAST YEAR			ACTUAL THIS YEAR				ENCUMBRANCE	BUDGET	UNENCUMBERED BALANCE
	CURRENT MONTH	YEAR TO DATE	%	CURRENT MONTH	%	YEAR TO DATE	%			
<b>EXPENDITURES</b>										
5010 COMMODITIES	0.00	0.00	0	0.00	0	0.00	0	0.00	1,950.00	1,950.00
5020 SERVICES	0.00	5,852.21	98	0.00	0	22,604.17	100	0.00	22,605.00	0.83
<b>TOTAL EXPENDITURES</b>	<b>0.00</b>	<b>5,852.21</b>	<b>42</b>	<b>0.00</b>	<b>0</b>	<b>22,604.17</b>	<b>92</b>	<b>0.00</b>	<b>24,555.00</b>	<b>1,950.83</b>
<b>OTHER FINANCING SOURCES (USES)</b>										
6001 OTHER FINANCING SOURCES	0.00	0.00	0	0.00	0	0.00	0	0.00	27,048.00	27,048.00
<b>TOTAL OTHER FINANCING SOURCES (USES)</b>	<b>0.00</b>	<b>0.00</b>		<b>0.00</b>		<b>0.00</b>		<b>0.00</b>	<b>27,048.00</b>	<b>27,048.00</b>
<b>NET CHANGE IN FUND BALANCE</b>	<b>0.00</b>	<b>-5,852.21</b>		<b>0.00</b>		<b>-22,604.17</b>		<b>0.00</b>	<b>2,493.00</b>	<b>25,097.17</b>




**FUND DEPT 3105-026 : CAPITAL ASSET REPLCMT FND - COUNTY TREASURER**

6/11/2024 4:07:22 PM

**PERIOD ENDING 5/31/2024**

	ACTUAL LAST YEAR			ACTUAL THIS YEAR				ENCUMBRANCE	BUDGET	UNENCUMBERED BALANCE
	CURRENT MONTH	YEAR TO DATE	%	CURRENT MONTH	%	YEAR TO DATE	%			
<b>EXPENDITURES</b>										
5010 COMMODITIES	0.00	0.00	0	0.00	0	0.00	0	0.00	2,992.00	2,992.00
<b>TOTAL EXPENDITURES</b>	<b>0.00</b>	<b>0.00</b>	<b>0</b>	<b>0.00</b>	<b>0</b>	<b>0.00</b>	<b>0</b>	<b>0.00</b>	<b>2,992.00</b>	<b>2,992.00</b>
<b>OTHER FINANCING SOURCES (USES)</b>										
<b>TOTAL OTHER FINANCING SOURCES (USES)</b>	<b>0.00</b>	<b>0.00</b>		<b>0.00</b>		<b>0.00</b>		<b>0.00</b>	<b>0.00</b>	<b>0.00</b>
<b>NET CHANGE IN FUND BALANCE</b>	<b>0.00</b>	<b>0.00</b>		<b>0.00</b>		<b>0.00</b>		<b>0.00</b>	<b>-2,992.00</b>	<b>-2,992.00</b>



FUND DEPT 3105-028 : CAPITAL ASSET REPLCMT FND - INFORMATION TECHNOLOGY (IT)

6/11/2024 4:07:22 PM

PERIOD ENDING 5/31/2024

	ACTUAL LAST YEAR			ACTUAL THIS YEAR				ENCUMBRANCE	BUDGET	UNENCUMBERED BALANCE
	CURRENT MONTH	YEAR TO DATE	%	CURRENT MONTH	%	YEAR TO DATE	%			
<b>REVENUES</b>										
4009 MISCELLANEOUS REVENUES	0.00	35,205.31	0	0.00	0	0.00	0	0.00	0.00	0.00
<b>TOTAL REVENUES</b>	<b>0.00</b>	<b>35,205.31</b>	<b>0</b>	<b>0.00</b>	<b>0</b>	<b>0.00</b>	<b>0</b>	<b>0.00</b>	<b>0.00</b>	<b>0.00</b>
<b>EXPENDITURES</b>										
5010 COMMODITIES	0.00	0.00	0	0.00	0	0.00	0	0.00	5,460.00	5,460.00
5020 SERVICES	14,532.73	480,796.26	56	27,377.25	3	502,966.19	54	0.00	939,294.00	436,327.81
8000 CAPITAL OUTLAY	0.00	0.00	0	0.00	0	40,103.96	13	0.00	297,571.96	257,468.00
<b>TOTAL EXPENDITURES</b>	<b>14,532.73</b>	<b>480,796.26</b>	<b>27</b>	<b>27,377.25</b>	<b>2</b>	<b>543,070.15</b>	<b>44</b>	<b>0.00</b>	<b>1,242,325.96</b>	<b>699,255.81</b>
<b>OTHER FINANCING SOURCES (USES)</b>										
6001 OTHER FINANCING SOURCES	0.00	0.00	0	0.00	0	0.00	0	0.00	734,418.00	734,418.00
<b>TOTAL OTHER FINANCING SOURCES (USES)</b>	<b>0.00</b>	<b>0.00</b>		<b>0.00</b>		<b>0.00</b>		<b>0.00</b>	<b>734,418.00</b>	<b>734,418.00</b>
<b>NET CHANGE IN FUND BALANCE</b>	<b>-14,532.73</b>	<b>-445,590.95</b>		<b>-27,377.25</b>		<b>-543,070.15</b>		<b>0.00</b>	<b>-507,907.96</b>	<b>35,162.19</b>



**FUND DEPT 3105-036 : CAPITAL ASSET REPLCMT FND - PUBLIC DEFENDER**

6/11/2024 4:07:22 PM

**PERIOD ENDING 5/31/2024**

	ACTUAL LAST YEAR			ACTUAL THIS YEAR				ENCUMBRANCE	BUDGET	UNENCUMBERED BALANCE
	CURRENT MONTH	YEAR TO DATE	%	CURRENT MONTH	%	YEAR TO DATE	%			
<b>EXPENDITURES</b>										
5010 COMMODITIES	0.00	0.00	0	0.00	0	0.00	0	0.00	2,400.00	2,400.00
5020 SERVICES	0.00	0.00	0	0.00	0	0.00	0	0.00	1,035.00	1,035.00
8000 CAPITAL OUTLAY	0.00	0.00	0	0.00	0	27,042.00	90	0.00	30,000.00	2,958.00
<b>TOTAL EXPENDITURES</b>	<b>0.00</b>	<b>0.00</b>	<b>0</b>	<b>0.00</b>	<b>0</b>	<b>27,042.00</b>	<b>81</b>	<b>0.00</b>	<b>33,435.00</b>	<b>6,393.00</b>
<b>OTHER FINANCING SOURCES (USES)</b>										
6001 OTHER FINANCING SOURCES	0.00	0.00	0	0.00	0	0.00	0	0.00	45,993.00	45,993.00
<b>TOTAL OTHER FINANCING SOURCES (USES)</b>	<b>0.00</b>	<b>0.00</b>		<b>0.00</b>		<b>0.00</b>		<b>0.00</b>	<b>45,993.00</b>	<b>45,993.00</b>
<b>NET CHANGE IN FUND BALANCE</b>	<b>0.00</b>	<b>0.00</b>		<b>0.00</b>		<b>-27,042.00</b>		<b>0.00</b>	<b>12,558.00</b>	<b>39,600.00</b>



**FUND DEPT 3105-040 : CAPITAL ASSET REPLCMT FND - SHERIFF**

6/11/2024 4:07:22 PM

**PERIOD ENDING 5/31/2024**

	ACTUAL LAST YEAR			ACTUAL THIS YEAR				ENCUMBRANCE	BUDGET	UNENCUMBERED BALANCE
	CURRENT MONTH	YEAR TO DATE	%	CURRENT MONTH	%	YEAR TO DATE	%			
<b>EXPENDITURES</b>										
5010 COMMODITIES	4,010.04	4,010.04	14	6,616.00	23	6,616.00	23	0.00	28,160.00	21,544.00
5020 SERVICES	0.00	17,040.00	50	0.00	0	35,102.40	98	0.00	36,000.00	897.60
<b>TOTAL EXPENDITURES</b>	<b>4,010.04</b>	<b>21,050.04</b>	<b>33</b>	<b>6,616.00</b>	<b>10</b>	<b>41,718.40</b>	<b>65</b>	<b>0.00</b>	<b>64,160.00</b>	<b>22,441.60</b>
<b>OTHER FINANCING SOURCES (USES)</b>										
6001 OTHER FINANCING SOURCES	0.00	0.00	0	0.00	0	0.00	0	0.00	254,738.00	254,738.00
<b>TOTAL OTHER FINANCING SOURCES (USES)</b>	<b>0.00</b>	<b>0.00</b>		<b>0.00</b>		<b>0.00</b>		<b>0.00</b>	<b>254,738.00</b>	<b>254,738.00</b>
<b>NET CHANGE IN FUND BALANCE</b>	<b>-4,010.04</b>	<b>-21,050.04</b>		<b>-6,616.00</b>		<b>-41,718.40</b>		<b>0.00</b>	<b>190,578.00</b>	<b>232,296.40</b>



FUND DEPT 3105-041 : CAPITAL ASSET REPLCMT FND - STATES ATTORNEY

6/11/2024 4:07:22 PM

PERIOD ENDING 5/31/2024

	ACTUAL LAST YEAR			ACTUAL THIS YEAR				ENCUMBRANCE	BUDGET	UNENCUMBERED BALANCE
	CURRENT MONTH	YEAR TO DATE	%	CURRENT MONTH	%	YEAR TO DATE	%			
<b>EXPENDITURES</b>										
5010 COMMODITIES	0.00	0.00	0	0.00	0	0.00	0	0.00	7,750.00	7,750.00
<b>TOTAL EXPENDITURES</b>	<b>0.00</b>	<b>0.00</b>	<b>0</b>	<b>0.00</b>	<b>0</b>	<b>0.00</b>	<b>0</b>	<b>0.00</b>	<b>7,750.00</b>	<b>7,750.00</b>
<b>OTHER FINANCING SOURCES (USES)</b>										
6001 OTHER FINANCING SOURCES	0.00	0.00	0	0.00	0	0.00	0	0.00	25,970.00	25,970.00
<b>TOTAL OTHER FINANCING SOURCES (USES)</b>	<b>0.00</b>	<b>0.00</b>		<b>0.00</b>		<b>0.00</b>		<b>0.00</b>	<b>25,970.00</b>	<b>25,970.00</b>
<b>NET CHANGE IN FUND BALANCE</b>	<b>0.00</b>	<b>0.00</b>		<b>0.00</b>		<b>0.00</b>		<b>0.00</b>	<b>18,220.00</b>	<b>18,220.00</b>




FUND DEPT 3105-042 : CAPITAL ASSET REPLCMT FND - CORONER

6/11/2024 4:07:22 PM

PERIOD ENDING 5/31/2024

	ACTUAL LAST YEAR			ACTUAL THIS YEAR				ENCUMBRANCE	BUDGET	UNENCUMBERED BALANCE
	CURRENT MONTH	YEAR TO DATE	%	CURRENT MONTH	%	YEAR TO DATE	%			
<b>EXPENDITURES</b>										
5010 COMMODITIES	0.00	0.00	0	0.00	0	0.00	0	0.00	14,210.00	14,210.00
<b>TOTAL EXPENDITURES</b>	<b>0.00</b>	<b>0.00</b>	<b>0</b>	<b>0.00</b>	<b>0</b>	<b>0.00</b>	<b>0</b>	<b>0.00</b>	<b>14,210.00</b>	<b>14,210.00</b>
<b>OTHER FINANCING SOURCES (USES)</b>										
<b>TOTAL OTHER FINANCING SOURCES (USES)</b>	<b>0.00</b>	<b>0.00</b>		<b>0.00</b>		<b>0.00</b>		<b>0.00</b>	<b>0.00</b>	<b>0.00</b>
<b>NET CHANGE IN FUND BALANCE</b>	<b>0.00</b>	<b>0.00</b>		<b>0.00</b>		<b>0.00</b>		<b>0.00</b>	<b>-14,210.00</b>	<b>-14,210.00</b>



FUND DEPT 3105-043 : CAPITAL ASSET REPLCMT FND - EMERGENCY MGMT AGCY (EMA)

6/11/2024 4:07:22 PM

PERIOD ENDING 5/31/2024

	ACTUAL LAST YEAR			ACTUAL THIS YEAR				ENCUMBRANCE	BUDGET	UNENCUMBERED BALANCE
	CURRENT MONTH	YEAR TO DATE	%	CURRENT MONTH	%	YEAR TO DATE	%			
<b>EXPENDITURES</b>										
5010 COMMODITIES	0.00	0.00	0	0.00	0	0.00	0	0.00	49,200.00	49,200.00
8000 CAPITAL OUTLAY	0.00	0.00	0	0.00	0	0.00	0	0.00	71,000.00	71,000.00
<b>TOTAL EXPENDITURES</b>	<b>0.00</b>	<b>0.00</b>	<b>0</b>	<b>0.00</b>	<b>0</b>	<b>0.00</b>	<b>0</b>	<b>0.00</b>	<b>120,200.00</b>	<b>120,200.00</b>
<b>OTHER FINANCING SOURCES (USES)</b>										
6001 OTHER FINANCING SOURCES	0.00	0.00	0	0.00	0	0.00	0	0.00	2,840.00	2,840.00
<b>TOTAL OTHER FINANCING SOURCES (USES)</b>	<b>0.00</b>	<b>0.00</b>		<b>0.00</b>		<b>0.00</b>		<b>0.00</b>	<b>2,840.00</b>	<b>2,840.00</b>
<b>NET CHANGE IN FUND BALANCE</b>	<b>0.00</b>	<b>0.00</b>		<b>0.00</b>		<b>0.00</b>		<b>0.00</b>	<b>-117,360.00</b>	<b>-117,360.00</b>





**FUND DEPT 3105-051 : CAPITAL ASSET REPLCMT FND - JUVENILE DETENTION CENTER**

6/11/2024 4:07:22 PM

**PERIOD ENDING 5/31/2024**

	ACTUAL LAST YEAR			ACTUAL THIS YEAR				ENCUMBRANCE	BUDGET	UNENCUMBERED BALANCE
	CURRENT MONTH	YEAR TO DATE	%	CURRENT MONTH	%	YEAR TO DATE	%			
<b>EXPENDITURES</b>										
5010 COMMODITIES	0.00	0.00	0	0.00	0	0.00	0	0.00	13,615.00	13,615.00
5020 SERVICES	0.00	3,995.00	57	0.00	0	3,995.00	26	0.00	15,501.00	11,506.00
8000 CAPITAL OUTLAY	0.00	6,052.61	9	0.00	0	0.00	0	0.00	54,500.00	54,500.00
<b>TOTAL EXPENDITURES</b>	<b>0.00</b>	<b>10,047.61</b>	<b>12</b>	<b>0.00</b>	<b>0</b>	<b>3,995.00</b>	<b>5</b>	<b>0.00</b>	<b>83,616.00</b>	<b>79,621.00</b>
<b>OTHER FINANCING SOURCES (USES)</b>										
6001 OTHER FINANCING SOURCES	0.00	0.00	0	0.00	0	0.00	0	0.00	72,010.00	72,010.00
<b>TOTAL OTHER FINANCING SOURCES (USES)</b>	<b>0.00</b>	<b>0.00</b>		<b>0.00</b>		<b>0.00</b>		<b>0.00</b>	<b>72,010.00</b>	<b>72,010.00</b>
<b>NET CHANGE IN FUND BALANCE</b>	<b>0.00</b>	<b>-10,047.61</b>		<b>0.00</b>		<b>-3,995.00</b>		<b>0.00</b>	<b>-11,606.00</b>	<b>-7,611.00</b>



**FUND DEPT 3105-052 : CAPITAL ASSET REPLCMT FND - COURT SERVICES -PROBATION**

6/11/2024 4:07:22 PM

**PERIOD ENDING 5/31/2024**

	ACTUAL LAST YEAR			ACTUAL THIS YEAR				ENCUMBRANCE	BUDGET	UNENCUMBERED BALANCE
	CURRENT MONTH	YEAR TO DATE	%	CURRENT MONTH	%	YEAR TO DATE	%			
<b>EXPENDITURES</b>										
5010 COMMODITIES	12,950.00	12,950.00	16	0.00	0	0.00	0	0.00	14,575.00	14,575.00
<b>TOTAL EXPENDITURES</b>	<b>12,950.00</b>	<b>12,950.00</b>	<b>14</b>	<b>0.00</b>	<b>0</b>	<b>0.00</b>	<b>0</b>	<b>0.00</b>	<b>14,575.00</b>	<b>14,575.00</b>
<b>OTHER FINANCING SOURCES (USES)</b>										
6001 OTHER FINANCING SOURCES	0.00	0.00	0	0.00	0	0.00	0	0.00	3,572.00	3,572.00
<b>TOTAL OTHER FINANCING SOURCES (USES)</b>	<b>0.00</b>	<b>0.00</b>		<b>0.00</b>		<b>0.00</b>		<b>0.00</b>	<b>3,572.00</b>	<b>3,572.00</b>
<b>NET CHANGE IN FUND BALANCE</b>	<b>-12,950.00</b>	<b>-12,950.00</b>		<b>0.00</b>		<b>0.00</b>		<b>0.00</b>	<b>-11,003.00</b>	<b>-11,003.00</b>



**FUND DEPT 3105-059 : CAPITAL ASSET REPLCMT FND - FACILITIES PLANNING**

6/11/2024 4:07:22 PM

**PERIOD ENDING 5/31/2024**

	ACTUAL LAST YEAR			ACTUAL THIS YEAR				ENCUMBRANCE	BUDGET	UNENCUMBERED BALANCE
	CURRENT MONTH	YEAR TO DATE	%	CURRENT MONTH	%	YEAR TO DATE	%			
<b>REVENUES</b>										
4008 INVESTMENT EARNINGS	96,475.96	288,168.78	0	32,983.09	0	338,276.54	0	0.00	0.00	-338,276.54
4009 MISCELLANEOUS REVENUES	0.00	130,995.62	0	-235.00	0	0.00	0	0.00	0.00	0.00
<b>TOTAL REVENUES</b>	<b>96,475.96</b>	<b>419,164.40</b>	<b>0</b>	<b>32,748.09</b>	<b>0</b>	<b>338,276.54</b>	<b>0</b>	<b>0.00</b>	<b>0.00</b>	<b>-338,276.54</b>
<b>EXPENDITURES</b>										
5020 SERVICES	0.00	7,251.96	2	3,948.75	4	3,948.75	4	0.00	100,000.00	96,051.25
8000 CAPITAL OUTLAY	3,162,780.14	4,866,709.58	10	2,605,765.18	11	9,802,826.10	40	49,000.00	24,737,259.00	14,885,432.90
<b>TOTAL EXPENDITURES</b>	<b>3,162,780.14</b>	<b>4,873,961.54</b>	<b>10</b>	<b>2,609,713.93</b>	<b>11</b>	<b>9,806,774.85</b>	<b>39</b>	<b>49,000.00</b>	<b>24,837,259.00</b>	<b>14,981,484.15</b>
<b>OTHER FINANCING SOURCES (USES)</b>										
6001 OTHER FINANCING SOURCES	0.00	0.00	0	0.00	0	0.00	0	0.00	8,533,357.00	8,533,357.00
<b>TOTAL OTHER FINANCING SOURCES (USES)</b>	<b>0.00</b>	<b>0.00</b>		<b>0.00</b>		<b>0.00</b>		<b>0.00</b>	<b>8,533,357.00</b>	<b>8,533,357.00</b>
<b>NET CHANGE IN FUND BALANCE</b>	<b>-3,066,304.18</b>	<b>-4,454,797.14</b>		<b>-2,576,965.84</b>		<b>-9,468,498.31</b>		<b>-49,000.00</b>	<b>-16,303,902.00</b>	<b>-6,786,403.69</b>



FUND DEPT 3105-071 : CAPITAL ASSET REPLCMT FND - PUBLIC PROP (PHYS, PLNT, FAC)

6/11/2024 4:07:22 PM

PERIOD ENDING 5/31/2024

	ACTUAL LAST YEAR			ACTUAL THIS YEAR				ENCUMBRANCE	BUDGET	UNENCUMBERED BALANCE
	CURRENT MONTH	YEAR TO DATE	%	CURRENT MONTH	%	YEAR TO DATE	%			
<b>EXPENDITURES</b>										
5010 COMMODITIES	0.00	0.00	0	0.00	0	2,150.15	8	0.00	25,600.00	23,449.85
8000 CAPITAL OUTLAY	0.00	0.00	0	0.00	0	170,777.07	57	5,809.75	299,678.00	123,091.18
<b>TOTAL EXPENDITURES</b>	<b>0.00</b>	<b>0.00</b>	<b>0</b>	<b>0.00</b>	<b>0</b>	<b>172,927.22</b>	<b>53</b>	<b>5,809.75</b>	<b>325,278.00</b>	<b>146,541.03</b>
<b>OTHER FINANCING SOURCES (USES)</b>										
6001 OTHER FINANCING SOURCES	0.00	0.00	0	0.00	0	0.00	0	0.00	141,463.00	141,463.00
<b>TOTAL OTHER FINANCING SOURCES (USES)</b>	<b>0.00</b>	<b>0.00</b>		<b>0.00</b>		<b>0.00</b>		<b>0.00</b>	<b>141,463.00</b>	<b>141,463.00</b>
<b>NET CHANGE IN FUND BALANCE</b>	<b>0.00</b>	<b>0.00</b>		<b>0.00</b>		<b>-172,927.22</b>		<b>-5,809.75</b>	<b>-183,815.00</b>	<b>-5,078.03</b>



**FUND DEPT 3105-075 : CAPITAL ASSET REPLCMT FND - GENERAL COUNTY**

6/11/2024 4:07:22 PM

**PERIOD ENDING 5/31/2024**

	ACTUAL LAST YEAR			ACTUAL THIS YEAR				ENCUMBRANCE	BUDGET	UNENCUMBERED BALANCE
	CURRENT MONTH	YEAR TO DATE	%	CURRENT MONTH	%	YEAR TO DATE	%			
<b>OTHER FINANCING SOURCES (USES)</b>										
<b>TOTAL OTHER FINANCING SOURCES (USES)</b>	<i>0.00</i>	<i>0.00</i>		<i>0.00</i>		<i>0.00</i>		<i>0.00</i>	<i>0.00</i>	<i>0.00</i>
<b>NET CHANGE IN FUND BALANCE</b>	<b>0.00</b>	<b>0.00</b>		<b>0.00</b>		<b>0.00</b>		<b>0.00</b>	<b>0.00</b>	<b>0.00</b>



**FUND DEPT 3105-077 : CAPITAL ASSET REPLCMT FND - ZONING AND ENFORCE (P&Z)**

6/11/2024 4:07:22 PM

**PERIOD ENDING 5/31/2024**

	ACTUAL LAST YEAR			ACTUAL THIS YEAR				ENCUMBRANCE	BUDGET	UNENCUMBERED BALANCE
	CURRENT MONTH	YEAR TO DATE	%	CURRENT MONTH	%	YEAR TO DATE	%			
<b>EXPENDITURES</b>										
5010 COMMODITIES	0.00	0.00	0	0.00	0	0.00	0	0.00	1,350.00	1,350.00
5020 SERVICES	0.00	0.00	0	0.00	0	0.00	0	0.00	56,293.00	56,293.00
<b>TOTAL EXPENDITURES</b>	<b>0.00</b>	<b>0.00</b>	<b>0</b>	<b>0.00</b>	<b>0</b>	<b>0.00</b>	<b>0</b>	<b>0.00</b>	<b>57,643.00</b>	<b>57,643.00</b>
<b>OTHER FINANCING SOURCES (USES)</b>										
6001 OTHER FINANCING SOURCES	0.00	0.00	0	0.00	0	0.00	0	0.00	28,784.00	28,784.00
<b>TOTAL OTHER FINANCING SOURCES (USES)</b>	<b>0.00</b>	<b>0.00</b>		<b>0.00</b>		<b>0.00</b>		<b>0.00</b>	<b>28,784.00</b>	<b>28,784.00</b>
<b>NET CHANGE IN FUND BALANCE</b>	<b>0.00</b>	<b>0.00</b>		<b>0.00</b>		<b>0.00</b>		<b>0.00</b>	<b>-28,859.00</b>	<b>-28,859.00</b>



**FUND DEPT 3105-140 : CAPITAL ASSET REPLCMT FND - CORRECTIONAL CENTER**

6/11/2024 4:07:22 PM

**PERIOD ENDING 5/31/2024**

	ACTUAL LAST YEAR			ACTUAL THIS YEAR				ENCUMBRANCE	BUDGET	UNENCUMBERED BALANCE
	CURRENT MONTH	YEAR TO DATE	%	CURRENT MONTH	%	YEAR TO DATE	%			
<b>EXPENDITURES</b>										
5010 COMMODITIES	0.00	0.00	0	0.00	0	0.00	0	0.00	23,468.00	23,468.00
5020 SERVICES	0.00	52,995.00	35	0.00	0	108,473.42	78	0.00	138,361.00	29,887.58
8000 CAPITAL OUTLAY	0.00	0.00	0	0.00	0	0.00	0	0.00	296,634.00	296,634.00
<b>TOTAL EXPENDITURES</b>	<b>0.00</b>	<b>52,995.00</b>	<b>13</b>	<b>0.00</b>	<b>0</b>	<b>108,473.42</b>	<b>24</b>	<b>0.00</b>	<b>458,463.00</b>	<b>349,989.58</b>
<b>OTHER FINANCING SOURCES (USES)</b>										
6001 OTHER FINANCING SOURCES	0.00	0.00	0	0.00	0	0.00	0	0.00	205,582.00	205,582.00
<b>TOTAL OTHER FINANCING SOURCES (USES)</b>	<b>0.00</b>	<b>0.00</b>		<b>0.00</b>		<b>0.00</b>		<b>0.00</b>	<b>205,582.00</b>	<b>205,582.00</b>
<b>NET CHANGE IN FUND BALANCE</b>	<b>0.00</b>	<b>-52,995.00</b>		<b>0.00</b>		<b>-108,473.42</b>		<b>0.00</b>	<b>-252,881.00</b>	<b>-144,407.58</b>



FUND DEPT 3303-010 : COURT COMPLEX CONSTR FUND - COUNTY BOARD

6/11/2024 4:07:22 PM

PERIOD ENDING 5/31/2024

	ACTUAL LAST YEAR			ACTUAL THIS YEAR				ENCUMBRANCE	BUDGET	UNENCUMBERED BALANCE
	CURRENT MONTH	YEAR TO DATE	%	CURRENT MONTH	%	YEAR TO DATE	%			
<b>REVENUES</b>										
4008 INVESTMENT EARNINGS	153.87	109.72	219	54.75	36	277.14	185	0.00	150.00	-127.14
<b>TOTAL REVENUES</b>	<b>153.87</b>	<b>109.72</b>	<b>219</b>	<b>54.75</b>	<b>36</b>	<b>277.14</b>	<b>185</b>	<b>0.00</b>	<b>150.00</b>	<b>-127.14</b>
<b>EXPENDITURES</b>										
5020 SERVICES	0.00	0.00	0	0.00	0	0.00	0	0.00	17,751.00	17,751.00
<b>TOTAL EXPENDITURES</b>	<b>0.00</b>	<b>0.00</b>	<b>0</b>	<b>0.00</b>	<b>0</b>	<b>0.00</b>	<b>0</b>	<b>0.00</b>	<b>17,751.00</b>	<b>17,751.00</b>
<b>OTHER FINANCING SOURCES (USES)</b>										
<b>TOTAL OTHER FINANCING SOURCES (USES)</b>	<b>0.00</b>	<b>0.00</b>		<b>0.00</b>		<b>0.00</b>		<b>0.00</b>	<b>0.00</b>	<b>0.00</b>
<b>NET CHANGE IN FUND BALANCE</b>	<b>153.87</b>	<b>109.72</b>		<b>54.75</b>		<b>277.14</b>		<b>0.00</b>	<b>-17,601.00</b>	<b>-17,878.14</b>





**FUND DEPT 4074-010 : 2003 NURS HM BOND DBT SRV - COUNTY BOARD**

6/11/2024 4:07:22 PM

**PERIOD ENDING 5/31/2024**

	ACTUAL LAST YEAR			ACTUAL THIS YEAR				ENCUMBRANCE	BUDGET	UNENCUMBERED BALANCE
	CURRENT MONTH	YEAR TO DATE	%	CURRENT MONTH	%	YEAR TO DATE	%			
<b>REVENUES</b>										
<b>TOTAL REVENUES</b>	0.00	0.00	0	0.00	0	0.00	0	0.00	0.00	0.00
<b>EXPENDITURES</b>										
<b>TOTAL EXPENDITURES</b>	0.00	0.00	0	0.00	0	0.00	0	0.00	0.00	0.00
<b>OTHER FINANCING SOURCES (USES)</b>										
<b>TOTAL OTHER FINANCING SOURCES (USES)</b>	0.00	0.00		0.00		0.00		0.00	0.00	0.00
<b>NET CHANGE IN FUND BALANCE</b>	0.00	0.00		0.00		0.00		0.00	0.00	0.00



**FUND DEPT 4350-010 : HWY FACIL BOND DEBT SERVICE - COUNTY BOARD**

6/11/2024 4:07:22 PM

**PERIOD ENDING 5/31/2024**

	ACTUAL LAST YEAR			ACTUAL THIS YEAR				ENCUMBRANCE	BUDGET	UNENCUMBERED BALANCE
	CURRENT MONTH	YEAR TO DATE	%	CURRENT MONTH	%	YEAR TO DATE	%			
<b>REVENUES</b>										
<b>TOTAL REVENUES</b>	0.00	0.00	0	0.00	0	0.00	0	0.00	0.00	0.00
<b>OTHER FINANCING SOURCES (USES)</b>										
<b>TOTAL OTHER FINANCING SOURCES (USES)</b>	0.00	0.00		0.00		0.00		0.00	0.00	0.00
<b>NET CHANGE IN FUND BALANCE</b>	0.00	0.00		0.00		0.00		0.00	0.00	0.00



**FUND DEPT 5081-075 : NURSING HOME - GENERAL COUNTY**

6/11/2024 4:07:22 PM

**PERIOD ENDING 5/31/2024**

	ACTUAL LAST YEAR			ACTUAL THIS YEAR				ENCUMBRANCE	BUDGET	UNENCUMBERED BALANCE
	CURRENT MONTH	YEAR TO DATE	%	CURRENT MONTH	%	YEAR TO DATE	%			
<b>OTHER FINANCING SOURCES (USES)</b>										
<b>TOTAL OTHER FINANCING SOURCES (USES)</b>	<i>0.00</i>	<i>0.00</i>		<i>0.00</i>		<i>0.00</i>		<i>0.00</i>	<i>0.00</i>	<i>0.00</i>
<b>NET CHANGE IN FUND BALANCE</b>	<b>0.00</b>	<b>0.00</b>		<b>0.00</b>		<b>0.00</b>		<b>0.00</b>	<b>0.00</b>	<b>0.00</b>



**FUND DEPT 5081-120 : NURSING HOME - EMPLOYEE GROUP INSURANCE**

6/11/2024 4:07:22 PM

**PERIOD ENDING 5/31/2024**

	ACTUAL LAST YEAR			ACTUAL THIS YEAR				ENCUMBRANCE	BUDGET	UNENCUMBERED BALANCE
	CURRENT MONTH	YEAR TO DATE	%	CURRENT MONTH	%	YEAR TO DATE	%			
<b>OTHER FINANCING SOURCES (USES)</b>										
<b>TOTAL OTHER FINANCING SOURCES (USES)</b>	<i>0.00</i>	<i>0.00</i>		<i>0.00</i>		<i>0.00</i>		<i>0.00</i>	<i>0.00</i>	<i>0.00</i>
<b>NET CHANGE IN FUND BALANCE</b>	<b>0.00</b>	<b>0.00</b>		<b>0.00</b>		<b>0.00</b>		<b>0.00</b>	<b>0.00</b>	<b>0.00</b>



**FUND DEPT 5081-405 : NURSING HOME - NURSING HOME TRANSITION**

6/11/2024 4:07:22 PM

**PERIOD ENDING 5/31/2024**

	ACTUAL LAST YEAR			ACTUAL THIS YEAR				ENCUMBRANCE	BUDGET	UNENCUMBERED BALANCE
	CURRENT MONTH	YEAR TO DATE	%	CURRENT MONTH	%	YEAR TO DATE	%			
<b>REVENUES</b>										
<b>TOTAL REVENUES</b>	0.00	0.00	0	0.00	0	0.00	0	0.00	0.00	0.00
<b>EXPENDITURES</b>										
<b>TOTAL EXPENDITURES</b>	0.00	0.00	0	0.00	0	0.00	0	0.00	0.00	0.00
<b>OTHER FINANCING SOURCES (USES)</b>										
<b>TOTAL OTHER FINANCING SOURCES (USES)</b>	0.00	0.00		0.00		0.00		0.00	0.00	0.00
<b>NET CHANGE IN FUND BALANCE</b>	0.00	0.00		0.00		0.00		0.00	0.00	0.00



FUND DEPT 5081-410 : NURSING HOME - ADMINISTRATIVE

6/11/2024 4:07:22 PM

PERIOD ENDING 5/31/2024

	ACTUAL LAST YEAR			ACTUAL THIS YEAR				ENCUMBRANCE	BUDGET	UNENCUMBERED BALANCE
	CURRENT MONTH	YEAR TO DATE	%	CURRENT MONTH	%	YEAR TO DATE	%			
<b>REVENUES</b>										
4008 INVESTMENT EARNINGS	410.70	1,827.32	457	270.60	108	1,599.22	640	0.00	250.00	-1,349.22
<b>TOTAL REVENUES</b>	<b>410.70</b>	<b>1,827.32</b>	<b>457</b>	<b>270.60</b>	<b>108</b>	<b>1,599.22</b>	<b>640</b>	<b>0.00</b>	<b>250.00</b>	<b>-1,349.22</b>
<b>EXPENDITURES</b>										
5020 SERVICES	11,149.50	32,368.10	20	0.00	0	20,688.05	18	0.00	114,057.00	93,368.95
<b>TOTAL EXPENDITURES</b>	<b>11,149.50</b>	<b>32,368.10</b>	<b>20</b>	<b>0.00</b>	<b>0</b>	<b>20,688.05</b>	<b>18</b>	<b>0.00</b>	<b>114,057.00</b>	<b>93,368.95</b>
<b>OTHER FINANCING SOURCES (USES)</b>										
<b>TOTAL OTHER FINANCING SOURCES (USES)</b>	<b>0.00</b>	<b>0.00</b>		<b>0.00</b>		<b>0.00</b>		<b>0.00</b>	<b>0.00</b>	<b>0.00</b>
<b>NET CHANGE IN FUND BALANCE</b>	<b>-10,738.80</b>	<b>-30,540.78</b>		<b>270.60</b>		<b>-19,088.83</b>		<b>0.00</b>	<b>-113,807.00</b>	<b>-94,718.17</b>



**FUND DEPT 5081-415 : NURSING HOME - ENVIRONMENTAL SERVICES**

6/11/2024 4:07:22 PM

**PERIOD ENDING 5/31/2024**

	ACTUAL LAST YEAR			ACTUAL THIS YEAR				ENCUMBRANCE	BUDGET	UNENCUMBERED BALANCE
	CURRENT MONTH	YEAR TO DATE	%	CURRENT MONTH	%	YEAR TO DATE	%			
<b>EXPENDITURES</b>										
<b>TOTAL EXPENDITURES</b>	0.00	0.00	0	0.00	0	0.00	0	0.00	0.00	0.00
<b>NET CHANGE IN FUND BALANCE</b>	0.00	0.00		0.00		0.00		0.00	0.00	0.00



**FUND DEPT 5081-420 : NURSING HOME - LAUNDRY**

6/11/2024 4:07:22 PM

**PERIOD ENDING 5/31/2024**

	ACTUAL LAST YEAR			ACTUAL THIS YEAR				ENCUMBRANCE	BUDGET	UNENCUMBERED BALANCE
	CURRENT MONTH	YEAR TO DATE	%	CURRENT MONTH	%	YEAR TO DATE	%			
<b>EXPENDITURES</b>										
<b>TOTAL EXPENDITURES</b>	0.00	0.00	0	0.00	0	0.00	0	0.00	0.00	0.00
<b>NET CHANGE IN FUND BALANCE</b>	0.00	0.00		0.00		0.00		0.00	0.00	0.00





**FUND DEPT 5081-425 : NURSING HOME - MAINTENANCE**

6/11/2024 4:07:22 PM

**PERIOD ENDING 5/31/2024**

	ACTUAL LAST YEAR			ACTUAL THIS YEAR				ENCUMBRANCE	BUDGET	UNENCUMBERED BALANCE
	CURRENT MONTH	YEAR TO DATE	%	CURRENT MONTH	%	YEAR TO DATE	%			
<b>EXPENDITURES</b>										
<b>TOTAL EXPENDITURES</b>	0.00	0.00	0	0.00	0	0.00	0	0.00	0.00	0.00
<b>NET CHANGE IN FUND BALANCE</b>	0.00	0.00		0.00		0.00		0.00	0.00	0.00



**FUND DEPT 5081-430 : NURSING HOME - NURSING SERVICES**

6/11/2024 4:07:22 PM

**PERIOD ENDING 5/31/2024**

	ACTUAL LAST YEAR			ACTUAL THIS YEAR				ENCUMBRANCE	BUDGET	UNENCUMBERED BALANCE
	CURRENT MONTH	YEAR TO DATE	%	CURRENT MONTH	%	YEAR TO DATE	%			
<b>EXPENDITURES</b>										
<b>TOTAL EXPENDITURES</b>	0.00	0.00	0	0.00	0	0.00	0	0.00	0.00	0.00
<b>NET CHANGE IN FUND BALANCE</b>	0.00	0.00		0.00		0.00		0.00	0.00	0.00



**FUND DEPT 5081-440 : NURSING HOME - ACTIVITIES**

6/11/2024 4:07:22 PM

**PERIOD ENDING 5/31/2024**

	ACTUAL LAST YEAR			ACTUAL THIS YEAR				ENCUMBRANCE	BUDGET	UNENCUMBERED BALANCE
	CURRENT MONTH	YEAR TO DATE	%	CURRENT MONTH	%	YEAR TO DATE	%			
<b>EXPENDITURES</b>										
<b>TOTAL EXPENDITURES</b>	0.00	0.00	0	0.00	0	0.00	0	0.00	0.00	0.00
<b>NET CHANGE IN FUND BALANCE</b>	0.00	0.00		0.00		0.00		0.00	0.00	0.00




**FUND DEPT 5081-441 : NURSING HOME - SOCIAL SERVICES**

6/11/2024 4:07:22 PM

**PERIOD ENDING 5/31/2024**

	ACTUAL LAST YEAR			ACTUAL THIS YEAR				ENCUMBRANCE	BUDGET	UNENCUMBERED BALANCE
	CURRENT MONTH	YEAR TO DATE	%	CURRENT MONTH	%	YEAR TO DATE	%			
<b>EXPENDITURES</b>										
<b>TOTAL EXPENDITURES</b>	0.00	0.00	0	0.00	0	0.00	0	0.00	0.00	0.00
<b>NET CHANGE IN FUND BALANCE</b>	0.00	0.00		0.00		0.00		0.00	0.00	0.00



**FUND DEPT 5081-445 : NURSING HOME - PHYSICAL THERAPY**

6/11/2024 4:07:22 PM

**PERIOD ENDING 5/31/2024**

	ACTUAL LAST YEAR			ACTUAL THIS YEAR				ENCUMBRANCE	BUDGET	UNENCUMBERED BALANCE
	CURRENT MONTH	YEAR TO DATE	%	CURRENT MONTH	%	YEAR TO DATE	%			
<b>EXPENDITURES</b>										
<b>TOTAL EXPENDITURES</b>	0.00	0.00	0	0.00	0	0.00	0	0.00	0.00	0.00
<b>NET CHANGE IN FUND BALANCE</b>	0.00	0.00		0.00		0.00		0.00	0.00	0.00



**FUND DEPT 5081-446 : NURSING HOME - OCCUPATIONAL THERAPY**

6/11/2024 4:07:22 PM

**PERIOD ENDING 5/31/2024**


	ACTUAL LAST YEAR			ACTUAL THIS YEAR				ENCUMBRANCE	BUDGET	UNENCUMBERED BALANCE
	CURRENT MONTH	YEAR TO DATE	%	CURRENT MONTH	%	YEAR TO DATE	%			
<b>EXPENDITURES</b>										
<b>TOTAL EXPENDITURES</b>	0.00	0.00	0	0.00	0	0.00	0	0.00	0.00	0.00
<b>NET CHANGE IN FUND BALANCE</b>	0.00	0.00		0.00		0.00		0.00	0.00	0.00



**FUND DEPT 5081-447 : NURSING HOME - RESPIRATORY THERAPY**

**PERIOD ENDING 5/31/2024**

	ACTUAL LAST YEAR			ACTUAL THIS YEAR				ENCUMBRANCE	BUDGET	UNENCUMBERED BALANCE
	CURRENT MONTH	YEAR TO DATE	%	CURRENT MONTH	%	YEAR TO DATE	%			
<b>EXPENDITURES</b>										
<b>TOTAL EXPENDITURES</b>	0.00	0.00	0	0.00	0	0.00	0	0.00	0.00	0.00
<b>NET CHANGE IN FUND BALANCE</b>	0.00	0.00		0.00		0.00		0.00	0.00	0.00



**FUND DEPT 5081-448 : NURSING HOME - SPEECH THERAPY**

6/11/2024 4:07:22 PM

**PERIOD ENDING 5/31/2024**

	ACTUAL LAST YEAR			ACTUAL THIS YEAR				ENCUMBRANCE	BUDGET	UNENCUMBERED BALANCE
	CURRENT MONTH	YEAR TO DATE	%	CURRENT MONTH	%	YEAR TO DATE	%			
<b>EXPENDITURES</b>										
<b>TOTAL EXPENDITURES</b>	0.00	0.00	0	0.00	0	0.00	0	0.00	0.00	0.00
<b>NET CHANGE IN FUND BALANCE</b>	0.00	0.00		0.00		0.00		0.00	0.00	0.00





**FUND DEPT 5081-450 : NURSING HOME - DIETARY**

6/11/2024 4:07:22 PM

**PERIOD ENDING 5/31/2024**

	ACTUAL LAST YEAR			ACTUAL THIS YEAR				ENCUMBRANCE	BUDGET	UNENCUMBERED BALANCE
	CURRENT MONTH	YEAR TO DATE	%	CURRENT MONTH	%	YEAR TO DATE	%			
<b>EXPENDITURES</b>										
<b>TOTAL EXPENDITURES</b>	0.00	0.00	0	0.00	0	0.00	0	0.00	0.00	0.00
<b>NET CHANGE IN FUND BALANCE</b>	0.00	0.00		0.00		0.00		0.00	0.00	0.00




**FUND DEPT 5081-455 : NURSING HOME - BEAUTY SHOP**

6/11/2024 4:07:22 PM

**PERIOD ENDING 5/31/2024**

	ACTUAL LAST YEAR			ACTUAL THIS YEAR				ENCUMBRANCE	BUDGET	UNENCUMBERED BALANCE
	CURRENT MONTH	YEAR TO DATE	%	CURRENT MONTH	%	YEAR TO DATE	%			
<b>EXPENDITURES</b>										
<b>TOTAL EXPENDITURES</b>	0.00	0.00	0	0.00	0	0.00	0	0.00	0.00	0.00
<b>NET CHANGE IN FUND BALANCE</b>	0.00	0.00		0.00		0.00		0.00	0.00	0.00



**FUND DEPT 5081-460 : NURSING HOME - ADULT DAY CARE**

6/11/2024 4:07:22 PM

**PERIOD ENDING 5/31/2024**

	ACTUAL LAST YEAR			ACTUAL THIS YEAR				ENCUMBRANCE	BUDGET	UNENCUMBERED BALANCE
	CURRENT MONTH	YEAR TO DATE	%	CURRENT MONTH	%	YEAR TO DATE	%			
<b>EXPENDITURES</b>										
<b>TOTAL EXPENDITURES</b>	0.00	0.00	0	0.00	0	0.00	0	0.00	0.00	0.00
<b>NET CHANGE IN FUND BALANCE</b>	0.00	0.00		0.00		0.00		0.00	0.00	0.00



**FUND DEPT 5081-462 : NURSING HOME - ALZHEIMERS UNIT**

6/11/2024 4:07:22 PM

**PERIOD ENDING 5/31/2024**

	ACTUAL LAST YEAR			ACTUAL THIS YEAR				ENCUMBRANCE	BUDGET	UNENCUMBERED BALANCE
	CURRENT MONTH	YEAR TO DATE	%	CURRENT MONTH	%	YEAR TO DATE	%			
<b>EXPENDITURES</b>										
<b>TOTAL EXPENDITURES</b>	0.00	0.00	0	0.00	0	0.00	0	0.00	0.00	0.00
<b>NET CHANGE IN FUND BALANCE</b>	0.00	0.00		0.00		0.00		0.00	0.00	0.00



**FUND DEPT 6476-118 : SELF-FUNDED INSURANCE - PROPERTY/LIABILITY INSUR**

6/11/2024 4:07:22 PM

**PERIOD ENDING 5/31/2024**

	ACTUAL LAST YEAR			ACTUAL THIS YEAR				ENCUMBRANCE	BUDGET	UNENCUMBERED BALANCE
	CURRENT MONTH	YEAR TO DATE	%	CURRENT MONTH	%	YEAR TO DATE	%			
<b>REVENUES</b>										
4007 CHARGES FOR SERVICES	0.00	0.00	0	0.00	0	0.00	0	0.00	1,774,072.00	1,774,072.00
4009 MISCELLANEOUS REVENUES	0.00	678.50	0	23,228.50	0	23,228.50	0	0.00	0.00	-23,228.50
<b>TOTAL REVENUES</b>	<b>0.00</b>	<b>678.50</b>	<b>0</b>	<b>23,228.50</b>	<b>1</b>	<b>23,228.50</b>	<b>1</b>	<b>0.00</b>	<b>1,774,072.00</b>	<b>1,750,843.50</b>
<b>EXPENDITURES</b>										
5020 SERVICES	134,835.54	591,565.53	33	11,129.46	1	274,212.99	16	0.00	1,768,000.00	1,493,787.01
<b>TOTAL EXPENDITURES</b>	<b>134,835.54</b>	<b>591,565.53</b>	<b>33</b>	<b>11,129.46</b>	<b>1</b>	<b>274,212.99</b>	<b>16</b>	<b>0.00</b>	<b>1,768,000.00</b>	<b>1,493,787.01</b>
<b>OTHER FINANCING SOURCES (USES)</b>										
7001 OTHER FINANCING USES	0.00	0.00	0	0.00	0	0.00	0	0.00	-6,072.00	-6,072.00
<b>TOTAL OTHER FINANCING SOURCES (USES)</b>	<b>0.00</b>	<b>0.00</b>		<b>0.00</b>		<b>0.00</b>		<b>0.00</b>	<b>-6,072.00</b>	<b>-6,072.00</b>
<b>NET CHANGE IN FUND BALANCE</b>	<b>-134,835.54</b>	<b>-590,887.03</b>		<b>12,099.04</b>		<b>-250,984.49</b>		<b>0.00</b>	<b>0.00</b>	<b>250,984.49</b>



**FUND DEPT 6476-119 : SELF-FUNDED INSURANCE - WORKERS COMP INSURANCE**

6/11/2024 4:07:22 PM

**PERIOD ENDING 5/31/2024**

	ACTUAL LAST YEAR			ACTUAL THIS YEAR				ENCUMBRANCE	BUDGET	UNENCUMBERED BALANCE
	CURRENT MONTH	YEAR TO DATE	%	CURRENT MONTH	%	YEAR TO DATE	%			
<b>REVENUES</b>										
4007 CHARGES FOR SERVICES	99,939.33	370,395.07	38	96,310.70	9	409,989.46	39	0.00	1,060,194.00	650,204.54
4008 INVESTMENT EARNINGS	7,356.26	35,810.45	716	16,022.93	40	67,981.97	170	0.00	40,000.00	-27,981.97
<b>TOTAL REVENUES</b>	<b>107,295.59</b>	<b>406,205.52</b>	<b>41</b>	<b>112,333.63</b>	<b>10</b>	<b>477,971.43</b>	<b>43</b>	<b>0.00</b>	<b>1,100,194.00</b>	<b>622,222.57</b>
<b>EXPENDITURES</b>										
5003 FRINGE BENEFITS	109,338.24	409,968.06	42	122,427.39	12	262,540.29	25	0.00	1,048,000.00	785,459.71
5010 COMMODITIES	0.00	0.00	0	0.00	0	0.00	0	0.00	50.00	50.00
<b>TOTAL EXPENDITURES</b>	<b>109,338.24</b>	<b>409,968.06</b>	<b>42</b>	<b>122,427.39</b>	<b>12</b>	<b>262,540.29</b>	<b>25</b>	<b>0.00</b>	<b>1,048,050.00</b>	<b>785,509.71</b>
<b>OTHER FINANCING SOURCES (USES)</b>										
7001 OTHER FINANCING USES	0.00	0.00	0	0.00	0	0.00	0	0.00	-12,144.00	-12,144.00
<b>TOTAL OTHER FINANCING SOURCES (USES)</b>	<b>0.00</b>	<b>0.00</b>		<b>0.00</b>		<b>0.00</b>		<b>0.00</b>	<b>-12,144.00</b>	<b>-12,144.00</b>
<b>NET CHANGE IN FUND BALANCE</b>	<b>-2,042.65</b>	<b>-3,762.54</b>		<b>-10,093.76</b>		<b>215,431.14</b>		<b>0.00</b>	<b>40,000.00</b>	<b>-175,431.14</b>



**FUND DEPT 6620-120 : HEALTH-LIFE INSURANCE - EMPLOYEE GROUP INSURANCE**

6/11/2024 4:07:22 PM

**PERIOD ENDING 5/31/2024**

	ACTUAL LAST YEAR			ACTUAL THIS YEAR				ENCUMBRANCE	BUDGET	UNENCUMBERED BALANCE
	CURRENT MONTH	YEAR TO DATE	%	CURRENT MONTH	%	YEAR TO DATE	%			
<b>REVENUES</b>										
4007 CHARGES FOR SERVICES	4,544.80	22,793.16	0	0.00	0	0.00	0	0.00	60,780.00	60,780.00
4008 INVESTMENT EARNINGS	302.45	2,772.15	138 6	434.96	17	4,903.61	196	0.00	2,500.00	-2,403.61
4009 MISCELLANEOUS REVENUES	0.00	0.00	0	2,881.99	0	2,881.99	0	0.00	0.00	-2,881.99
<b>TOTAL REVENUES</b>	<b>4,847.25</b>	<b>25,565.31</b>	<b>0</b>	<b>3,316.95</b>	<b>5</b>	<b>7,785.60</b>	<b>12</b>	<b>0.00</b>	<b>63,280.00</b>	<b>55,494.40</b>
<b>EXPENDITURES</b>										
5003 FRINGE BENEFITS	2,998.06	6,269.44	0	0.00	0	-189.75	0	0.00	0.00	189.75
5010 COMMODITIES	0.00	540.50	100	0.00	0	0.00	0	0.00	600.00	600.00
5020 SERVICES	2,150.00	52,150.00	90	2,250.00	3	52,450.00	74	0.00	70,679.00	18,229.00
<b>TOTAL EXPENDITURES</b>	<b>5,148.06</b>	<b>58,959.94</b>	<b>1</b>	<b>2,250.00</b>	<b>3</b>	<b>52,260.25</b>	<b>73</b>	<b>0.00</b>	<b>71,279.00</b>	<b>19,018.75</b>
<b>OTHER FINANCING SOURCES (USES)</b>										
<b>TOTAL OTHER FINANCING SOURCES (USES)</b>	<b>0.00</b>	<b>0.00</b>		<b>0.00</b>		<b>0.00</b>		<b>0.00</b>	<b>0.00</b>	<b>0.00</b>
<b>NET CHANGE IN FUND BALANCE</b>	<b>-300.81</b>	<b>-33,394.63</b>		<b>1,066.95</b>		<b>-44,474.65</b>		<b>0.00</b>	<b>-7,999.00</b>	<b>36,475.65</b>



**FUND DEPT 7086-060 : TOWNSHIP MOTOR FUEL TAX - HIGHWAY**

6/11/2024 4:07:22 PM

**PERIOD ENDING 5/31/2024**

	ACTUAL LAST YEAR			ACTUAL THIS YEAR				ENCUMBRANCE	BUDGET	UNENCUMBERED BALANCE
	CURRENT MONTH	YEAR TO DATE	%	CURRENT MONTH	%	YEAR TO DATE	%			
<b>REVENUES</b>										
4004 INTERGOVERNMENTAL REVENUE	278,713.42	1,107,273.05	0	281,855.33	0	1,157,194.64	0	0.00	0.00	-1,157,194.64
4008 INVESTMENT EARNINGS	17,225.63	70,890.90	0	24,249.80	0	64,076.31	0	0.00	0.00	-64,076.31
<b>TOTAL REVENUES</b>	<b>295,939.05</b>	<b>1,178,163.95</b>	<b>0</b>	<b>306,105.13</b>	<b>0</b>	<b>1,221,270.95</b>	<b>0</b>	<b>0.00</b>	<b>0.00</b>	<b>-1,221,270.95</b>
<b>EXPENDITURES</b>										
5010 COMMODITIES	0.00	0.00	0	203,477.34	4	454,727.35	9	0.00	4,800,000.00	4,345,272.65
5020 SERVICES	210,166.77	271,362.14	5	-154,682.30	-77	18,318.36	9	0.00	200,000.00	181,681.64
<b>TOTAL EXPENDITURES</b>	<b>210,166.77</b>	<b>271,362.14</b>	<b>5</b>	<b>48,795.04</b>	<b>1</b>	<b>473,045.71</b>	<b>9</b>	<b>0.00</b>	<b>5,000,000.00</b>	<b>4,526,954.29</b>
<b>NET CHANGE IN FUND BALANCE</b>	<b>85,772.28</b>	<b>906,801.81</b>		<b>257,310.09</b>		<b>748,225.24</b>		<b>0.00</b>	<b>-5,000,000.00</b>	<b>-5,748,225.24</b>





FUND DEPT 7087-060 : TOWNSHIP BRIDGE - HIGHWAY

6/11/2024 4:07:22 PM

PERIOD ENDING 5/31/2024

	ACTUAL LAST YEAR			ACTUAL THIS YEAR				ENCUMBRANCE	BUDGET	UNENCUMBERED BALANCE
	CURRENT MONTH	YEAR TO DATE	%	CURRENT MONTH	%	YEAR TO DATE	%			
<b>REVENUES</b>										
4008 INVESTMENT EARNINGS	3.65	79.17	0	-10,449.47	0	38.06	0	0.00	0.00	-38.06
<b>TOTAL REVENUES</b>	<b>3.65</b>	<b>79.17</b>	<b>0</b>	<b>-10,449.47</b>	<b>0</b>	<b>38.06</b>	<b>0</b>	<b>0.00</b>	<b>0.00</b>	<b>-38.06</b>
<b>EXPENDITURES</b>										
<b>TOTAL EXPENDITURES</b>	<b>0.00</b>	<b>0.00</b>	<b>0</b>	<b>0.00</b>	<b>0</b>	<b>0.00</b>	<b>0</b>	<b>0.00</b>	<b>0.00</b>	<b>0.00</b>
<b>NET CHANGE IN FUND BALANCE</b>	<b>3.65</b>	<b>79.17</b>		<b>-10,449.47</b>		<b>38.06</b>		<b>0.00</b>	<b>0.00</b>	<b>-38.06</b>



**FUND DEPT 7097-026 : ESTATE - COUNTY TREASURER**

6/11/2024 4:07:22 PM

**PERIOD ENDING 5/31/2024**

	ACTUAL LAST YEAR			ACTUAL THIS YEAR				ENCUMBRANCE	BUDGET	UNENCUMBERED BALANCE
	CURRENT MONTH	YEAR TO DATE	%	CURRENT MONTH	%	YEAR TO DATE	%			
<b>REVENUES</b>										
<b>TOTAL REVENUES</b>	0.00	0.00	0	0.00	0	0.00	0	0.00	0.00	0.00
<b>NET CHANGE IN FUND BALANCE</b>	0.00	0.00		0.00		0.00		0.00	0.00	0.00



**FUND DEPT 7667-026 : PROPERTY CONDEMNATIONS - COUNTY TREASURER**

6/11/2024 4:07:22 PM

**PERIOD ENDING 5/31/2024**

	ACTUAL LAST YEAR			ACTUAL THIS YEAR				ENCUMBRANCE	BUDGET	UNENCUMBERED BALANCE
	CURRENT MONTH	YEAR TO DATE	%	CURRENT MONTH	%	YEAR TO DATE	%			
<b>REVENUES</b>										
<b>TOTAL REVENUES</b>	0.00	0.00	0	0.00	0	0.00	0	0.00	0.00	0.00
<b>OTHER FINANCING SOURCES (USES)</b>										
<b>TOTAL OTHER FINANCING SOURCES (USES)</b>	0.00	0.00		0.00		0.00		0.00	0.00	0.00
<b>NET CHANGE IN FUND BALANCE</b>	0.00	0.00		0.00		0.00		0.00	0.00	0.00



**FUND DEPT 7687-040 : SHERIFF FORECLOSURES - SHERIFF**

6/11/2024 4:07:22 PM

**PERIOD ENDING 5/31/2024**

	ACTUAL LAST YEAR			ACTUAL THIS YEAR				ENCUMBRANCE	BUDGET	UNENCUMBERED BALANCE
	CURRENT MONTH	YEAR TO DATE	%	CURRENT MONTH	%	YEAR TO DATE	%			
<b>REVENUES</b>										
<b>TOTAL REVENUES</b>	<b>0.00</b>	<b>0.00</b>	<b>0</b>	<b>0.00</b>	<b>0</b>	<b>0.00</b>	<b>0</b>	<b>0.00</b>	<b>0.00</b>	<b>0.00</b>
<b>OTHER FINANCING SOURCES (USES)</b>										
6001 OTHER FINANCING SOURCES	285,548.26	1,396,491.81	0	0.00	0	0.00	0	0.00	0.00	0.00
<b>TOTAL OTHER FINANCING SOURCES (USES)</b>	<b>285,548.26</b>	<b>1,396,491.81</b>		<b>0.00</b>		<b>0.00</b>		<b>0.00</b>	<b>0.00</b>	<b>0.00</b>
<b>NET CHANGE IN FUND BALANCE</b>	<b>285,548.26</b>	<b>1,396,491.81</b>		<b>0.00</b>		<b>0.00</b>		<b>0.00</b>	<b>0.00</b>	<b>0.00</b>



FUND DEPT 7699-020 : GARNISHMENTS - AUDITOR

6/11/2024 4:07:22 PM

PERIOD ENDING 5/31/2024

	ACTUAL LAST YEAR			ACTUAL THIS YEAR				ENCUMBRANCE	BUDGET	UNENCUMBERED BALANCE
	CURRENT MONTH	YEAR TO DATE	%	CURRENT MONTH	%	YEAR TO DATE	%			
<b>REVENUES</b>										
<i>TOTAL REVENUES</i>	<i>0.00</i>	<i>0.00</i>	<i>0</i>	<i>0.00</i>	<i>0</i>	<i>0.00</i>	<i>0</i>	<i>0.00</i>	<i>0.00</i>	<i>0.00</i>
<b>OTHER FINANCING SOURCES (USES)</b>										
<i>TOTAL OTHER FINANCING SOURCES (USES)</i>	<i>0.00</i>	<i>0.00</i>		<i>0.00</i>		<i>0.00</i>		<i>0.00</i>	<i>0.00</i>	<i>0.00</i>
<b>NET CHANGE IN FUND BALANCE</b>	<b>0.00</b>	<b>0.00</b>		<b>0.00</b>		<b>0.00</b>		<b>0.00</b>	<b>0.00</b>	<b>0.00</b>



PERIOD ENDING 5/31/2024

	ACTUAL LAST YEAR			ACTUAL THIS YEAR				ENCUMBRANCE	BUDGET	UNENCUMBERED BALANCE
	CURRENT MONTH	YEAR TO DATE	%	CURRENT MONTH	%	YEAR TO DATE	%			
<b>REVENUES</b>										
4004 INTERGOVERNMENTAL REVENUE	84,586.64	91,231.14	17	8,445.94	1	49,151.27	9	0.00	572,082.00	522,930.73
4007 CHARGES FOR SERVICES	5,279.71	6,004.17	10	0.00	0	0.00	0	0.00	62,500.00	62,500.00
4008 INVESTMENT EARNINGS	872.06	5,028.78	100 6	1,464.36	13	8,473.68	77	0.00	11,000.00	2,526.32
4009 MISCELLANEOUS REVENUES	0.00	2,710.00	21	3,635.22	29	3,789.22	30	0.00	12,500.00	8,710.78
<b>TOTAL REVENUES</b>	<b>90,738.41</b>	<b>104,974.09</b>	<b>17</b>	<b>13,545.52</b>	<b>2</b>	<b>61,414.17</b>	<b>9</b>	<b>0.00</b>	<b>658,082.00</b>	<b>596,667.83</b>
<b>EXPENDITURES</b>										
5001 SALARIES AND WAGES	30,378.17	153,229.18	37	47,622.11	11	154,126.52	37	0.00	419,154.00	265,027.48
5003 FRINGE BENEFITS	7,648.75	36,407.35	29	8,960.50	7	36,127.95	28	0.00	129,475.00	93,347.05
5010 COMMODITIES	164.38	2,401.37	38	158.45	3	100.87	2	0.00	5,450.00	5,349.13
5020 SERVICES	773.04	8,032.71	22	582.15	1	3,795.56	9	0.00	40,300.00	36,504.44
8000 CAPITAL OUTLAY	0.00	0.00	0	0.00	0	0.00	0	0.00	15,000.00	15,000.00
<b>TOTAL EXPENDITURES</b>	<b>38,964.34</b>	<b>200,070.61</b>	<b>34</b>	<b>57,323.21</b>	<b>9</b>	<b>194,150.90</b>	<b>32</b>	<b>0.00</b>	<b>609,379.00</b>	<b>415,228.10</b>
<b>OTHER FINANCING SOURCES (USES)</b>										
7001 OTHER FINANCING USES	0.00	0.00	0	0.00	0	0.00	0	0.00	-63,500.00	-63,500.00
<b>TOTAL OTHER FINANCING SOURCES (USES)</b>	<b>0.00</b>	<b>0.00</b>		<b>0.00</b>		<b>0.00</b>		<b>0.00</b>	<b>-63,500.00</b>	<b>-63,500.00</b>
<b>NET CHANGE IN FUND BALANCE</b>	<b>51,774.07</b>	<b>-95,096.52</b>		<b>-43,777.69</b>		<b>-132,736.73</b>		<b>0.00</b>	<b>-14,797.00</b>	<b>117,939.73</b>



FUND DEPT 8850-112 : GEOG INF SYS JOINT VENTUR - CAPITAL/TECHNOLOGY PURCH

6/11/2024 4:07:22 PM

PERIOD ENDING 5/31/2024

	ACTUAL LAST YEAR			ACTUAL THIS YEAR				ENCUMBRANCE	BUDGET	UNENCUMBERED BALANCE
	CURRENT MONTH	YEAR TO DATE	%	CURRENT MONTH	%	YEAR TO DATE	%			
<b>REVENUES</b>										
<b>TOTAL REVENUES</b>	<b>0.00</b>	<b>0.00</b>	<b>0</b>	<b>0.00</b>	<b>0</b>	<b>0.00</b>	<b>0</b>	<b>0.00</b>	<b>0.00</b>	<b>0.00</b>
<b>EXPENDITURES</b>										
5010 COMMODITIES	0.00	1,472.21	98	0.00	0	350.29	6	0.00	5,750.00	5,399.71
5020 SERVICES	0.00	39,933.47	65	45,427.50	65	55,459.52	79	0.00	69,875.00	14,415.48
8000 CAPITAL OUTLAY	0.00	0.00	0	0.00	0	0.00	0	0.00	12,000.00	12,000.00
<b>TOTAL EXPENDITURES</b>	<b>0.00</b>	<b>41,405.68</b>	<b>58</b>	<b>45,427.50</b>	<b>52</b>	<b>55,809.81</b>	<b>64</b>	<b>0.00</b>	<b>87,625.00</b>	<b>31,815.19</b>
<b>OTHER FINANCING SOURCES (USES)</b>										
6001 OTHER FINANCING SOURCES	0.00	0.00	0	0.00	0	0.00	0	0.00	60,500.00	60,500.00
<b>TOTAL OTHER FINANCING SOURCES (USES)</b>	<b>0.00</b>	<b>0.00</b>		<b>0.00</b>		<b>0.00</b>		<b>0.00</b>	<b>60,500.00</b>	<b>60,500.00</b>
<b>NET CHANGE IN FUND BALANCE</b>	<b>0.00</b>	<b>-41,405.68</b>		<b>-45,427.50</b>		<b>-55,809.81</b>		<b>0.00</b>	<b>-27,125.00</b>	<b>28,684.81</b>



**FUND DEPT 8850-672 : GEOG INF SYS JOINT VENTUR - AERIAL PHOTOGRAPHY PROJ**

6/11/2024 4:07:22 PM

**PERIOD ENDING 5/31/2024**

	ACTUAL LAST YEAR			ACTUAL THIS YEAR				ENCUMBRANCE	BUDGET	UNENCUMBERED BALANCE
	CURRENT MONTH	YEAR TO DATE	%	CURRENT MONTH	%	YEAR TO DATE	%			
<b>REVENUES</b>										
4004 INTERGOVERNMENTAL REVENUE	15,875.00	15,875.00	15	0.00	0	2,896.00	9	0.00	31,750.00	28,854.00
<b>TOTAL REVENUES</b>	<b>15,875.00</b>	<b>15,875.00</b>	<b>15</b>	<b>0.00</b>	<b>0</b>	<b>2,896.00</b>	<b>9</b>	<b>0.00</b>	<b>31,750.00</b>	<b>28,854.00</b>
<b>EXPENDITURES</b>										
<b>TOTAL EXPENDITURES</b>	<b>0.00</b>	<b>0.00</b>	<b>0</b>	<b>0.00</b>	<b>0</b>	<b>0.00</b>	<b>0</b>	<b>0.00</b>	<b>0.00</b>	<b>0.00</b>
<b>NET CHANGE IN FUND BALANCE</b>	<b>15,875.00</b>	<b>15,875.00</b>		<b>0.00</b>		<b>2,896.00</b>		<b>0.00</b>	<b>31,750.00</b>	<b>28,854.00</b>