

2012 Annual Report

Champaign County Animal Control

2012 Cat/Dog Registrations

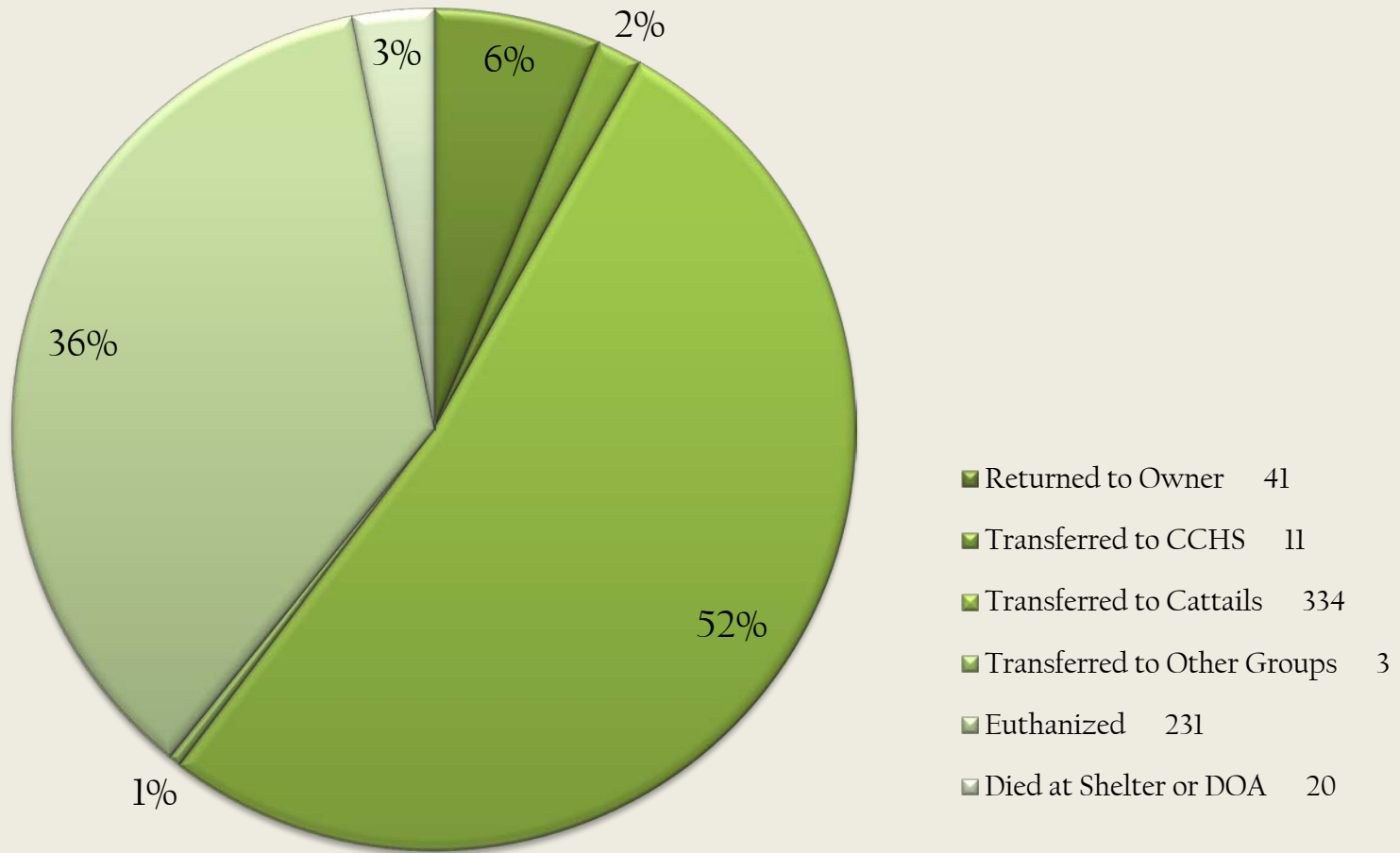
	2009	2010	2011	2012
Dogs Registered	12,011	11,926	12,114	11,224
Cats Registered	5,060	5,091	5,420	5,053

2012 Number of Animals Impounded

	2008	2009	2010	2011	2012
Number of Dogs Impounded	1,159	1,203	1,172	1,115	908
Number of Cats Impounded	871	870	884	783	640
Number of Other Animals Impounded	34	28	17	27	25
Number of Animals Impounded by ACO	1,414	1,479	1,479	1,394	1,203
Number of Animals Impounded by OTC	650	622	622	531	370

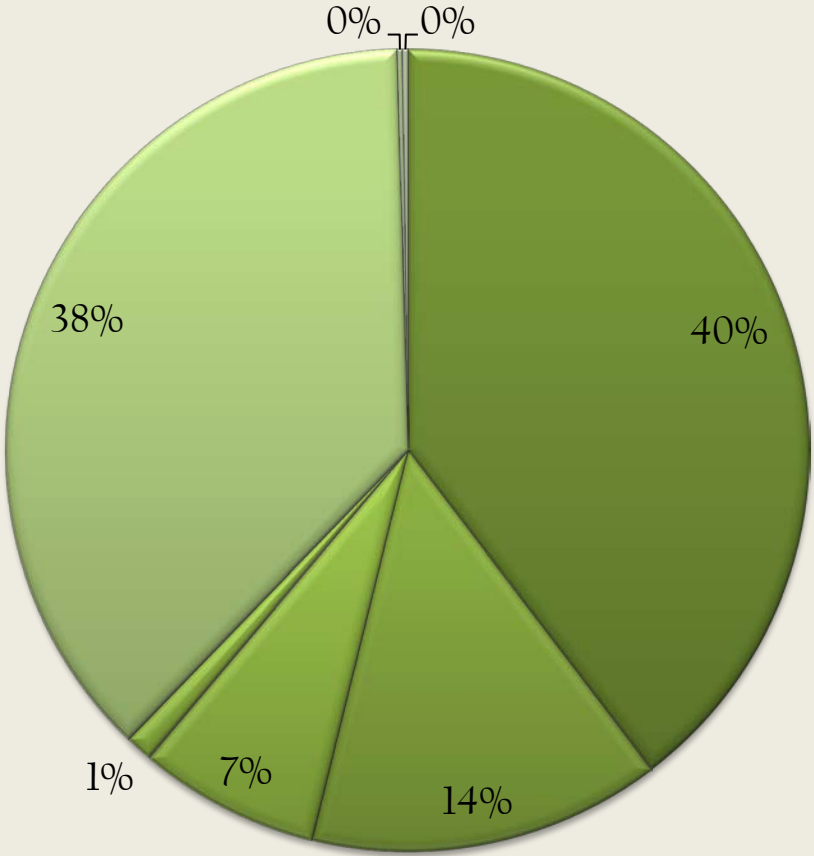
2012 Cats Impounded

Total Number of Cats Impounded: 640



2012 Dogs Impounded

Total Number of Dogs Impounded: 908



- Dogs Returned to Owner 360
- Dogs Transferred to CCHS 129
- Dogs Transferred to Breed Rescue 66
- Dogs Transferred to Other Groups 10
- Dogs Euthanized 339
- Dogs Died at Shelter or DOA 2
- Dogs Adopted 2

2012 Impounds by City/Village Dogs

	2008	2009	2010	2011	2012
Village of Bondville	0	1	0	0	0
Village of Broadlands	0	9	1	0	0
City of Champaign	478	424	454	445	349
Unincorporated County	376	333	317	289	251
Village of Fisher	6	4	7	6	19
Village of Foosland	1	3	0	0	1
Village of Gifford	8	4	1	6	2
Village of Homer	6	10	3	0	2
Village of Ivesdale	0	1	1	2	0
Village of Longview	0	3	1	7	0
Village of Ludlow	5	23	11	3	4
Village of Mahomet	21	24	22	26	16
Village of Ogden	0	2	5	7	5
Village of Pesotum	5	2	5	1	1
Village of Philo	6	8	2	9	3
Village of Rantoul	2	109	107	111	79
Village of Royal	0	0	1	0	0
Village of Sadorus	2	0	2	6	3
Village of Savoy	9	7	10	4	9
Village of Sidney	3	3	1	8	3
Village of St. Joseph	9	9	3	14	8
Village of Thomasboro	6	9	18	9	11
Village of Tolono	15	16	12	10	15
City of Urbana	201	203	188	152	127
Total	1,159	1,207	1,172	1,115	908

2012 Impounds by City/Village Cats

	2008	2009	2010	2011	2012
Village of Bondville	0	0	0	0	0
Village of Broadlands	0	0	0	0	1
City of Champaign	331	250	271	261	235
Unincorporated County	295	303	287	268	173
Village of Fisher	8	5	22	10	2
Village of Foosland	0	1	0	0	0
Village of Gifford	2	0	9	0	9
Village of Homer	2	4	9	0	0
Village of Ivesdale	0	0	0	3	9
Village of Longview	2	2	9	7	0
Village of Ludlow	16	0	4	0	0
Village of Mahomet	9	11	6	7	9
Village of Ogden	2	4	4	5	1
Village of Pesotum	0	0	6	0	2
Village of Philo	3	3	2	1	1
Village of Rantoul	3	90	85	88	86
Village of Royal	0	0	0	0	0
Village of Sadorus	0	3	0	5	4
Village of Savoy	2	7	8	8	18
Village of Sidney	3	2	3	0	0
Village of St. Joseph	2	6	7	5	0
Village of Thomasboro	0	4	10	13	4
Village of Tolono	15	15	15	5	7
City of Urbana	176	158	127	97	79
Total	871	868	884	783	640

2012 Report of Animals Transferred

	2008	2009	2010	2011	2012
Dogs Returned to Owner	587	492	507	435	360
Cats Returned to Owner	45	59	49	38	41
Other Animals Returned to Owner	1	2	1	2	2
Dogs Transferred to CCHS	35	56	79	91	129
Cats Transferred to CCHS	13	5	3	7	11
Other Animals Transferred to CCHS	16	2	5	7	19
Cats Transferred to CATsNAP	15	7	5	2	0
Cats Transferred to Cattails	349	369	403	363	334
Dogs Transferred to Breed Rescues	82	70	78	90	66
Other Animals Transferred to Rescue	2	16	0	10	2
Dogs Transferred to Other Shelters	0	0	38	29	10
Number of Animals Adopted From ASF	4	2	5	1	2

2012 Number of Animals Euthanized

	2008	2009	2010	2011	2012
Dogs Euthanized	455	559	465	469	339
Cats Euthanized	421	417	425	373	231
Other Animals Euthanized	18	7	6	6	2

2012 Dog and Cat Low Cost or Free Surgeries

	2008	2009	2010	2011	2012
Cats Spayed or Neutered	573	578	449	520	168
Dogs Spayed or Neutered	31	69	47	62	69
Pit Bulls Spayed or Neutered	54	100	125	96	77

2012 Calls For Service

	2008	2009	2010	2011	2012
Village of Bondville	1	5	0	0	1
Village of Broadlands	3	4	1	2	2
City of Champaign	1,452	1,442	1,507	1,485	1,359
Unincorporated County	559	590	591	658	629
Village of Fisher	16	13	27	18	7
Village of Foosland	3	4	1	3	7
Village of Gifford	6	12	15	8	5
Village of Homer	6	12	1	1	3
Village of Ivesdale	1	6	8	10	7
Village of Longview	7	16	11	11	4
Village of Ludlow	5	6	11	6	7
Village of Mahomet	31	39	31	30	36
Village of Ogden	16	16	7	15	18
Village of Pesotum	10	8	6	2	4
Village of Philo	16	17	21	13	4
Village of Rantoul	10	16	26	29	20
Village of Royal	6	1	6	1	4
Village of Sadorus	9	1	3	13	2
Village of Savoy	34	45	50	52	64
Village of Sidney	14	5	8	11	3
Village of St. Joseph	34	27	24	28	19
Village of Thomasboro	12	13	18	10	19
Village of Tolono	22	18	20	12	12
City of Urbana	76	59	56	81	57
Total	2,349	2,375	2,449	2,497	2,293

2012 Dangerous/Vicious Dogs

	2008	2009	2010	2011	2012
Dangerous Dog Investigations	6	3	5	4	4
Dogs Declared Dangerous	4	4	5	3	4
Vicious Dog Investigations	1	0	0	0	0
Dogs Declared Vicious	1	0	0	0	0

2012 Revenues

	Licenses	Contracts	Grants/ Donations	Sale of Fixed Assets
091-047 Administrative Services	\$235,737.00	\$0.00	\$125.76	\$2,260.27
091-247 Animal Control Services	\$0.00	\$139,626.32	\$0.00	\$0.00
091-248 Animal Impound Services	\$0.00	\$157,219.52	\$0.00	\$0.00
Totals:	\$235,737.00	\$296,845.84	580.00	0.00

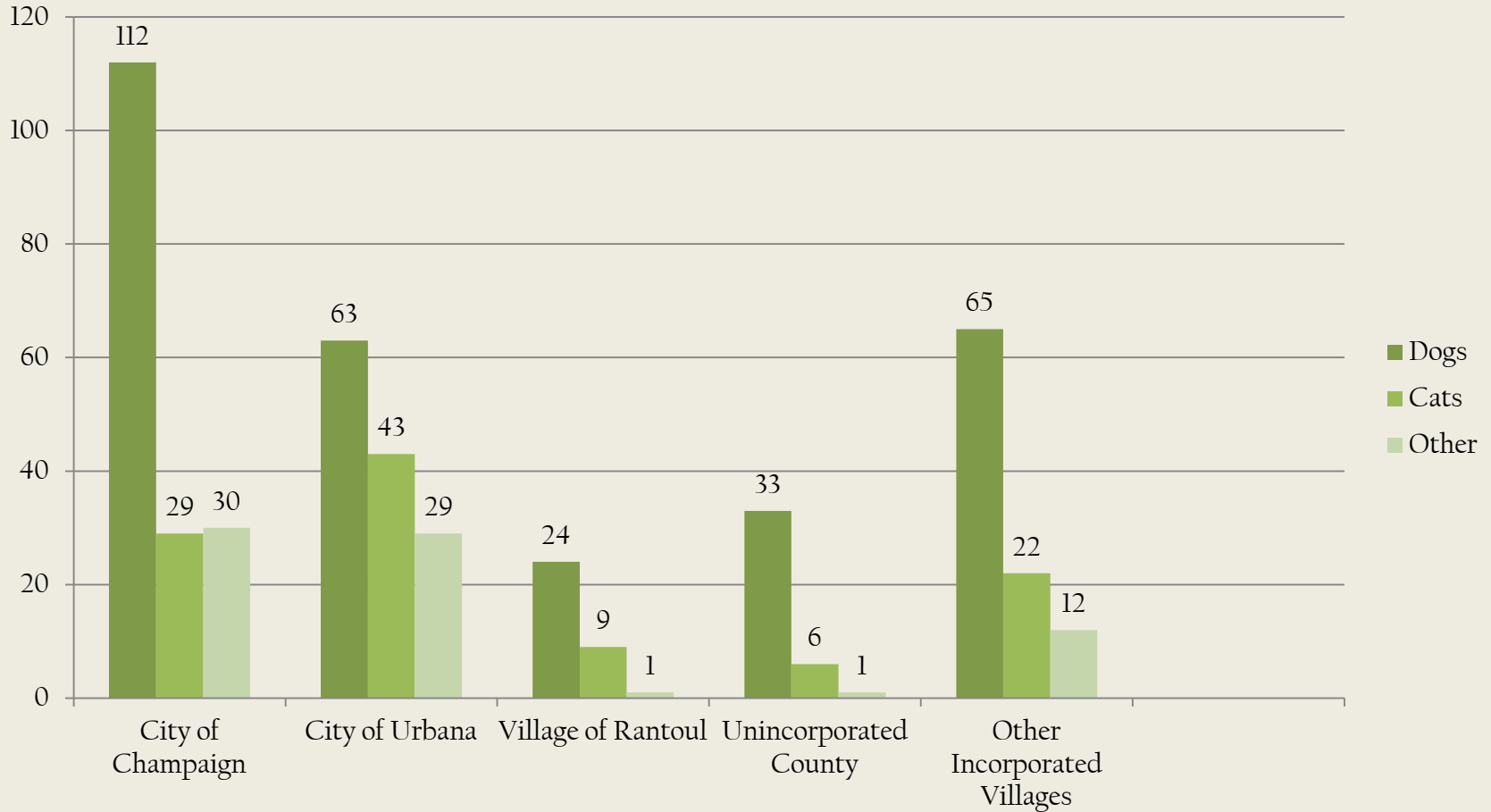
2012 Expenditures

	Personnel	Commodities	Services	Capital
091-047	\$129,348.74	\$12,634.09	\$29,813.97	\$0.00
091-247	\$138,953.19	\$21,739.80	\$6,159.81	\$34,382.50
091-248	\$140,651.04	\$45,310.86	\$0.00	\$0.00
Total:	\$480,952.97	\$79,684.75	\$35,973.78	\$34,382.50

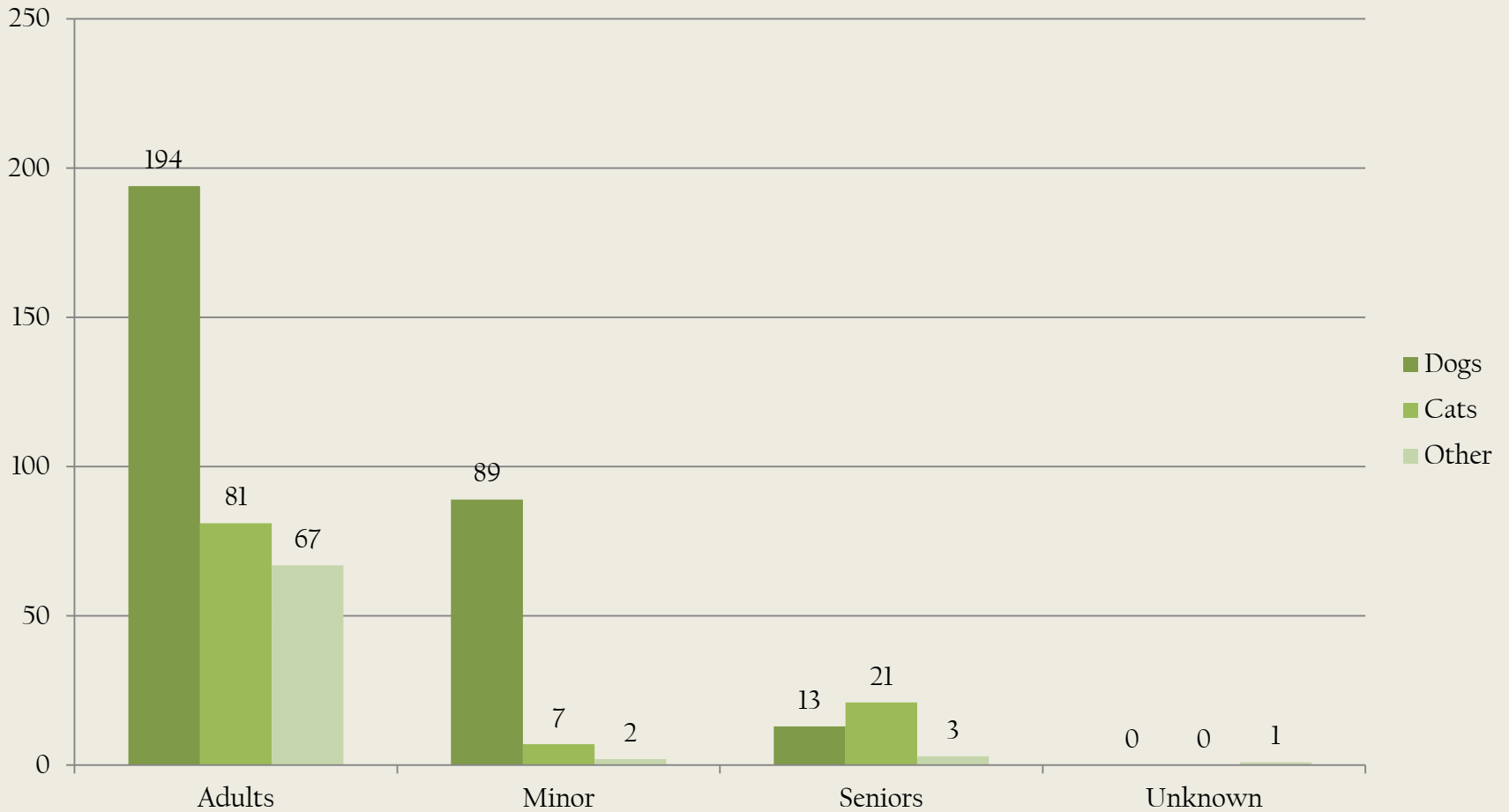
2012 Animal Bites

	2008	2009	2010	2011	2012
Dog Bites	173	198	280	253	297
Cat Bites	45	55	100	98	109
Other Animal Bites/Unknown	4	4	2	33	73

2012 Animal Bites by City/Village



2012 Breakdown by Victim's Age



2012 Number of Animals Altered at Time of Bite

