



2011 Annual Report

Champaign County Animal Control

Cat/Dog Registrations 2008-2011

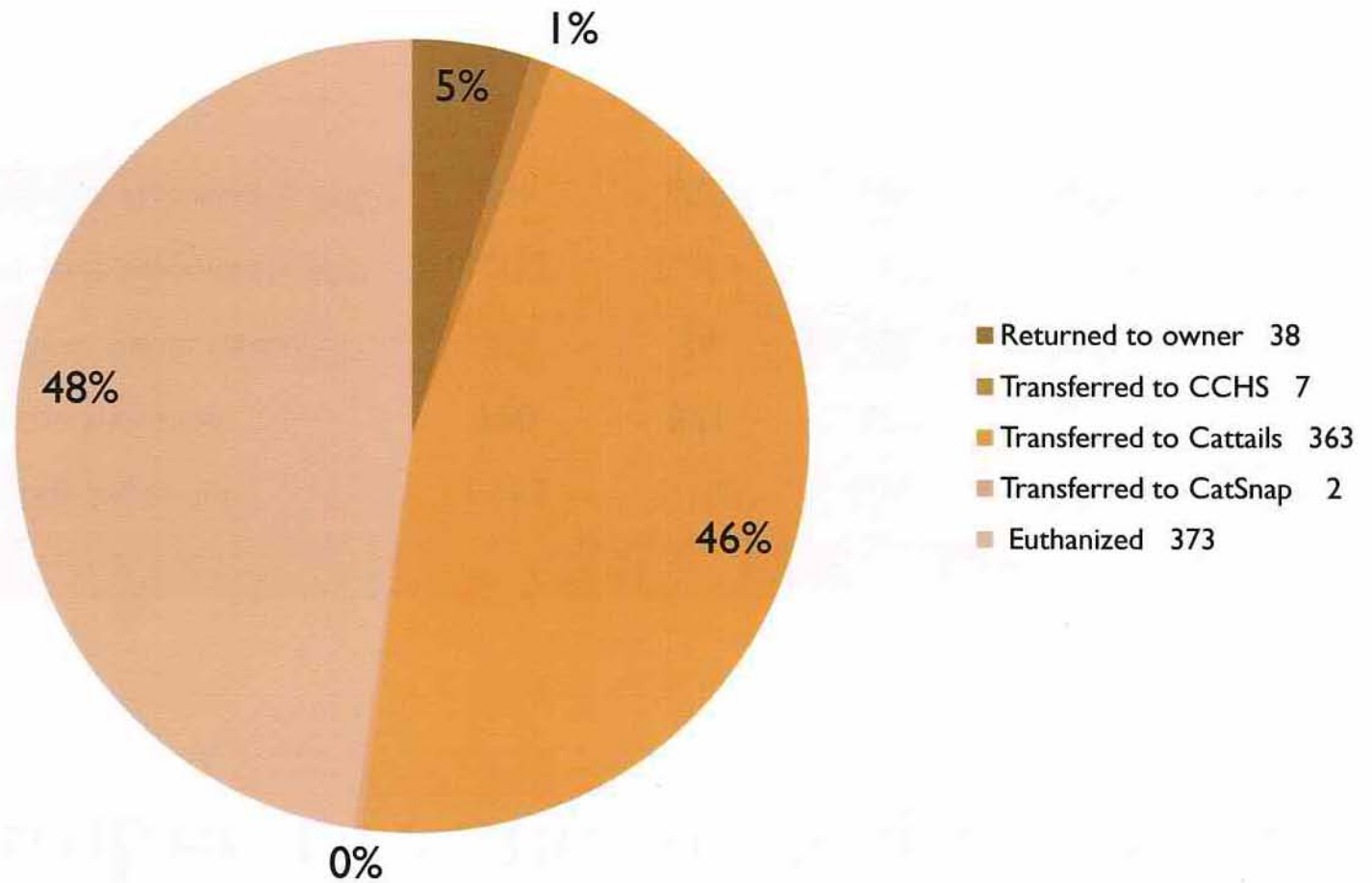
	2008	2009	2010	2011
Dogs Registered	12,037	12,011	11,926	12,114
Cats Registered	5,047	5,060	5,091	5,420

Number of Animals Impounded

	2007	2008	2009	2010	2011
Number of Dogs Impounded	1,155	1,159	1,203	1,172	1,115
Number of Cats Impounded	790	871	870	884	783
Number of Other Animals Impounded	28	34	28	17	27
Number of Animals Impounded by ACO	1,313	1,414	1,479	1,500	1,394
Number of Animals Impounded by OTC	661	650	622	573	531

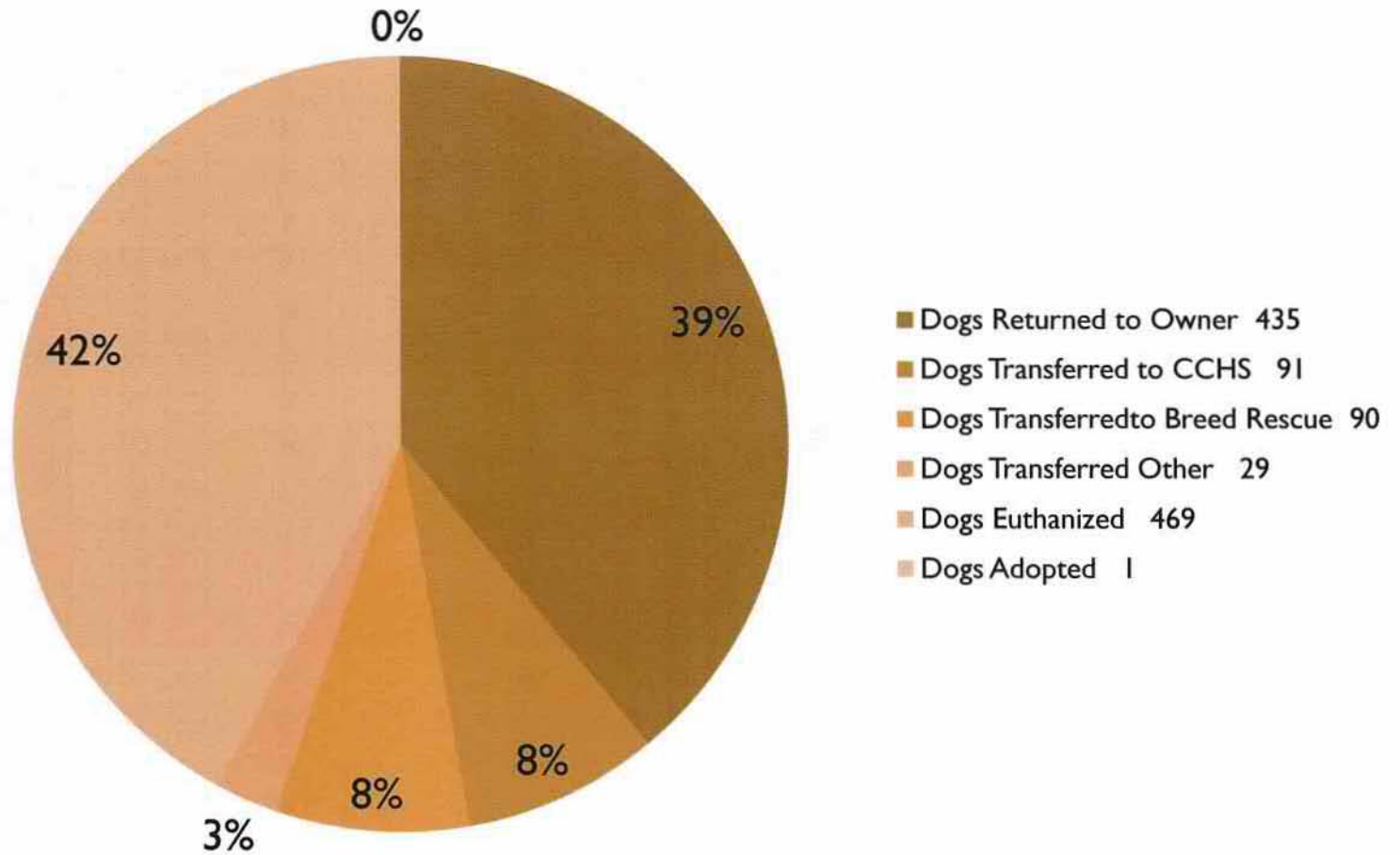
2011 Cat Impounds

Total Number of Cats impounded: 783



2011 Dogs Impounded

Total Number of Dogs Impounded: 1,115



2011 Impounds by City/Village Dogs

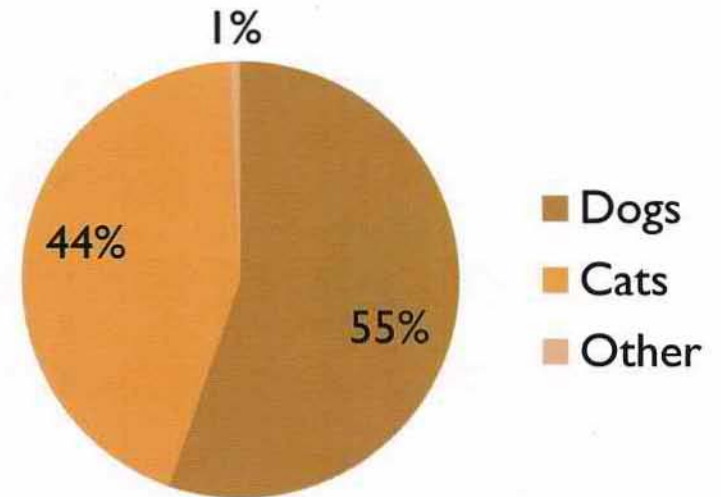
	2007	2008	2009	2010	2011
Bondville	0	0	1	0	0
Broadlands	2	0	9	1	0
City of Champaign	516	478	424	454	445
Unincorporated County	250	376	333	317	289
Fisher	8	6	4	7	6
Foosland	1	1	3	0	0
Gifford	1	8	4	1	6
Homer	7	6	10	3	0
Ivesdale	0	0	1	1	2
Longview	0	0	3	1	7
Ludlow	7	5	23	11	3
Mahomet	23	21	24	22	26
Ogden	2	0	2	5	7
Pesotum	5	5	2	5	1
Philo	5	6	8	2	9
Rantoul	5	2	109	107	111
Royal	3	0	0	1	0
Sadorus	0	2	0	2	6
Savoy	13	9	7	10	4
Sidney	5	3	3	1	8
St. Joseph	13	9	9	3	14
Thomasboro	8	6	9	18	9
Tolono	15	15	16	12	10
Urbana	266	201	203	188	152

2011 Impounds by City/Village Cats

	2007	2008	2009	2010	2011
Bondville	0	0	0	0	0
Broadlands	9	0	0	0	0
City of Champaign	247	331	250	271	261
Unincorporated County	301	295	303	287	268
Fisher	1	8	5	22	10
Foosland	0	0	1	0	0
Gifford	3	2	0	9	0
Homer	2	2	4	9	0
Ivesdale	1	0	0	0	3
Longview	0	2	2	9	7
Ludlow	0	16	0	4	0
Mahomet	15	9	11	6	7
Ogden	3	2	4	4	5
Pesotum	0	0	0	6	0
Philo	3	3	3	2	1
Rantoul	3	3	90	85	88
Royal	0	0	0	0	0
Sadorus	1	0	3	0	5
Savoy	8	2	7	8	8
Sidney	4	3	2	3	0
St. Joseph	8	2	6	7	5
Thomasboro	5	0	4	10	13
Tolono	16	15	15	15	5
Urbana	160	176	158	127	97

2011 Number of Animals Euthanized

	2007	2008	2009	2010	2011
Number of Dogs Euthanized	476	455	559	465	469
Number of Cats Euthanized	339	421	417	425	373
Number of Other Euthanized	3	18	7	6	6



2011 Report of Animals Transferred

	2007	2008	2009	2010	2011
Dogs Returned to Owner	522	587	492	507	435
Cats Returned to Owner	44	45	59	49	38
Other Animals Returned to Owner	4	1	2	1	2
Dogs Transferred to CCHS	72	35	56	79	91
Cats Transferred to CCHS	32	13	5	3	7
Other Animals Transferred to CCHS	12	16	2	5	7
Cats Transferred to CATsNAP	20	15	7	5	2
Cats Transferred to Cattails	352	349	369	403	363
Dogs Transferred to Breed Rescue	53	82	70	78	90
Other Animals Transferred to Rescue	11	2	16	0	10
Dogs Transferred to Other Shelters	0	0	0	38	29
Number of Animals Adopted from ASF	18	4	2	5	1

Number of Dogs and Cats Altered

	2007	2008	2009	2010	2011
Cats Spayed and Neutered	468	573	578	449	520
Dogs Spayed and Neutered	55	31	69	47	62
Pit Bulls Spayed and Neutered	0	54	100	125	96

2011 Calls For Service

	2007	2008	2009	2010	2011
Village of Bondville	2	1	5	0	0
Village of Broadlands	3	3	4	1	2
City of Champaign	1570	1452	1442	1507	1485
Village of Fisher	19	16	13	27	18
Village of Foosland	3	3	4	1	3
Village of Gifford	4	6	12	15	8
Village of Homer	7	6	12	1	1
Village of Ivesdale	5	1	6	8	10
Village of Longview	3	7	16	11	11
Village of Ludlow	7	5	6	11	6
Village of Mahomet	49	31	39	31	30
Village of Ogden	32	16	16	7	15
Village of Pesotum	8	10	8	6	2
Village of Philo	17	16	17	21	13
Village of Rantoul	7	10	16	26	29
Village of Royal	3	6	1	6	1
Village of Sadorus	8	9	1	3	13
Village of Savoy	42	34	45	50	52
Village of Sidney	10	14	5	8	11
Village of St Joseph	24	34	27	24	28
Village of Thomasboro	10	12	13	18	10
Village of Tolono	18	22	18	20	12
City of Urbana	43	76	59	56	81
Unincorporated County	559	593	590	591	658

2011 Dangerous/Vicious Dogs

	2007	2008	2009	2010	2011
Number of Dangerous Dog Investigations	7	6	3	5	4
Number of Dogs Declared Dangerous	7	4	4	5	3
Number of Vicious Dog Investigations	0	1	0	0	0
Number of Dogs Declared Vicious	0	1	0	0	0

2011 Revenues

	Licenses	Contracts	Grants/ Donations/Misc	Sale of Fixed Assets
091-047 Administrative Services	\$218,005.00	\$0.00	\$651.42	\$425.00
091-247 Animal Control Services	\$0.00	\$170,839.10	\$0.00	\$0.00
091-248 Animal Impound Services	\$0.00	\$159,619.19	\$700.00	\$0.00
Totals:	\$218,005.00	\$330,458.29	\$1,351.42	\$425.00

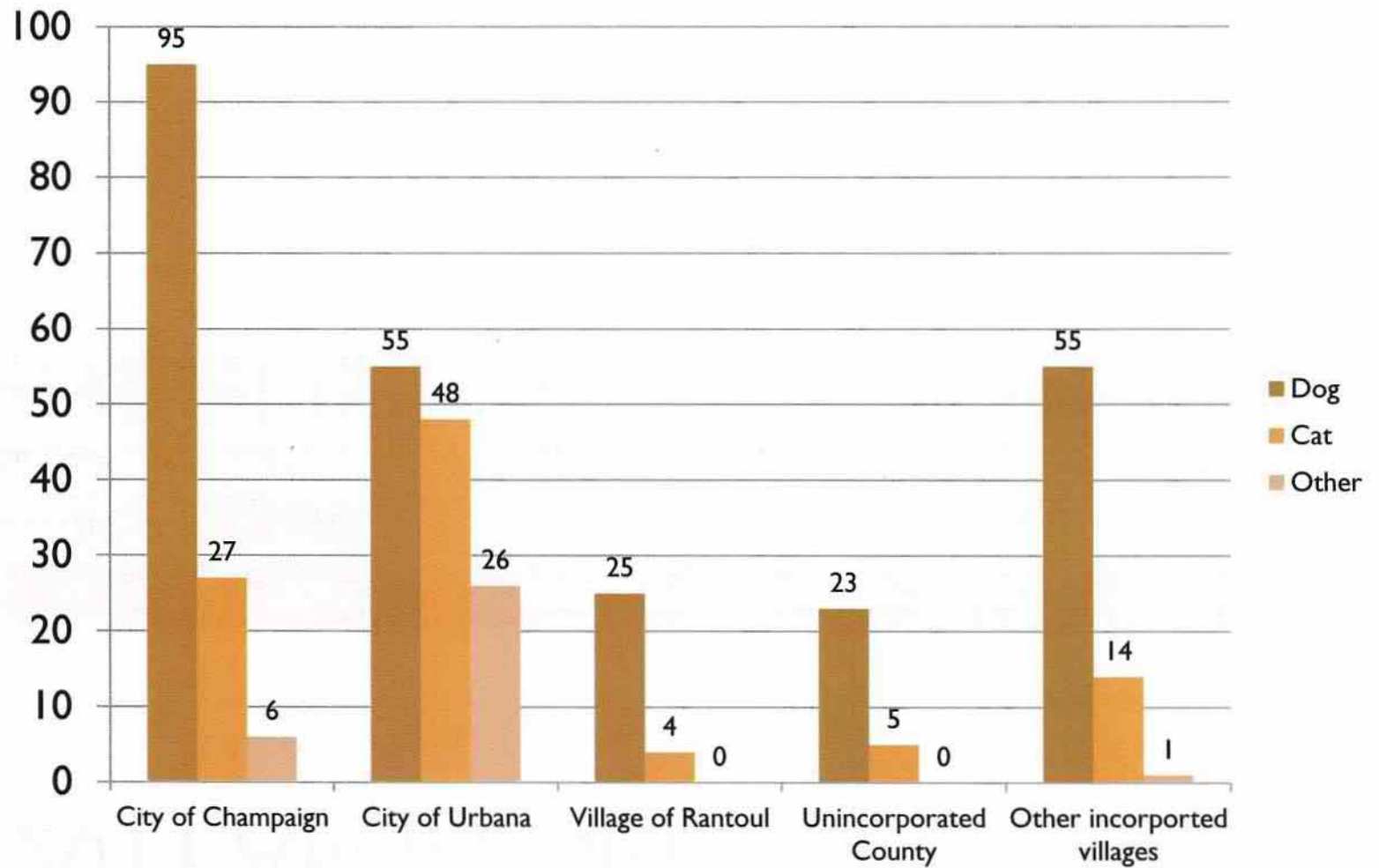
2011 Expenditures

	Personnel	Commodities	Services	Capital
091-047	\$129,176.00	\$10,580.00	\$39,250.00	\$0.00
091-247	\$138,667.00	\$18,890.00	\$13,200.00	\$29,882.50
091-248	\$138,098.00	\$27,130.00	\$19,750.00	\$0.00
Total:	\$405,941.00	\$56,600.00	\$72,200.00	\$29,882.50

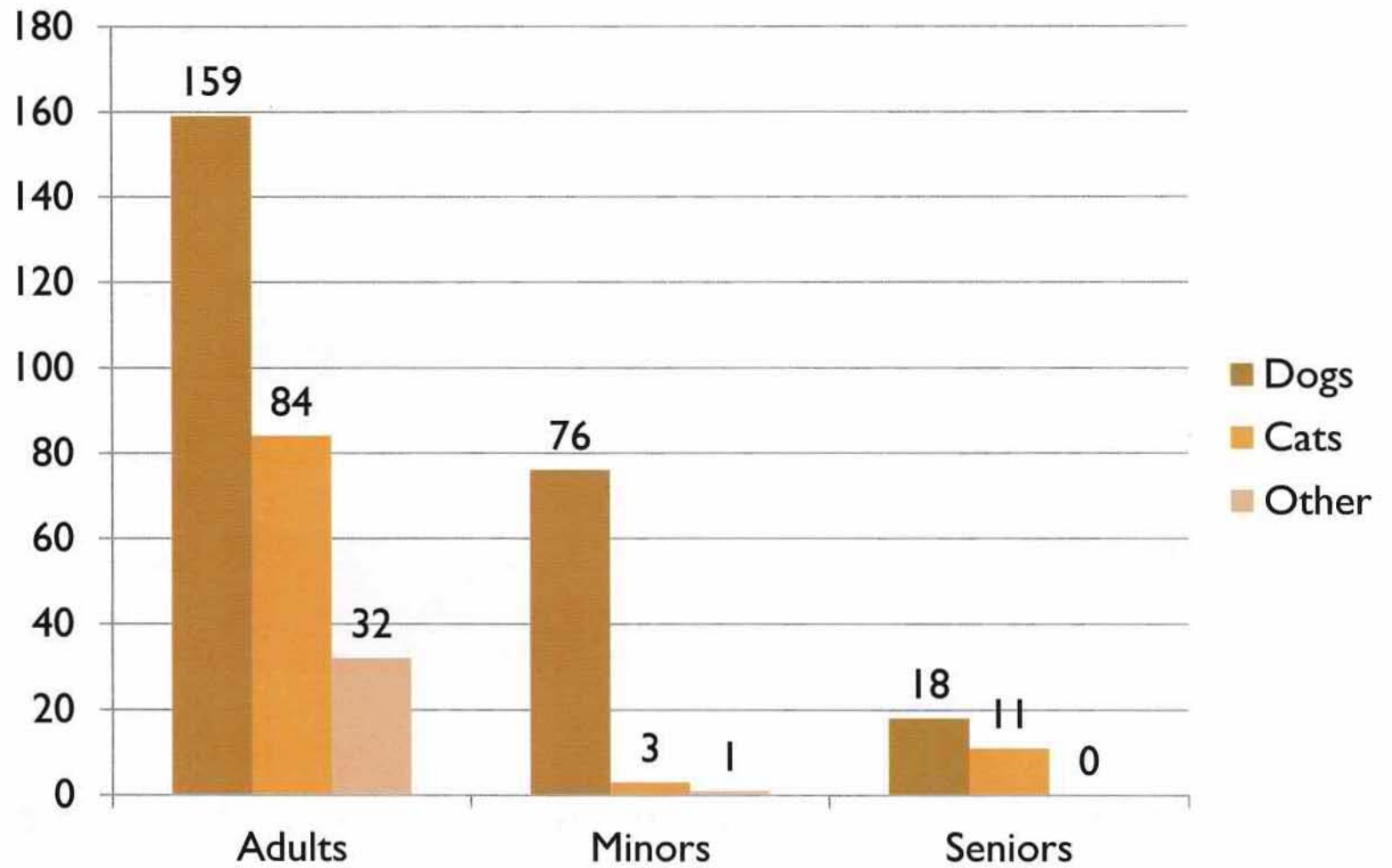
2011 Animal Bites

	2007	2008	2009	2010	2011
Dog Bites	143	173	198	280	253
Cat Bites	47	45	55	100	98
Other Bites	5	4	4	2	33

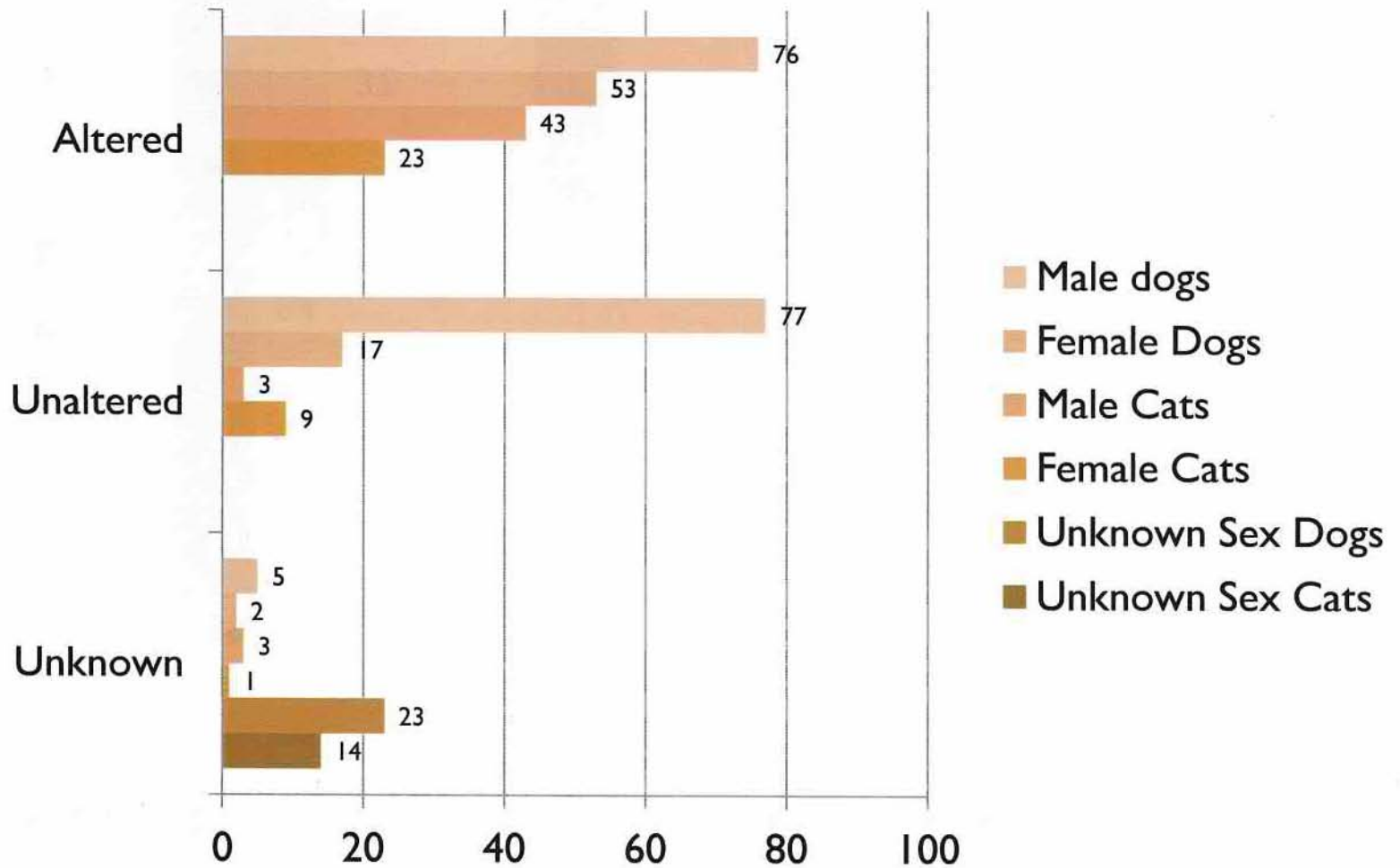
2011 Bites by City/Village



2011 Breakdown by Victim's Age



2011 Number of Animals Altered at Time of Bite



2011 Number of Animals Vaccinated at Time of Bite

