

Champaign County General Fund Operating Account

Investment Report

As of April 30, 2026



M E E D E R

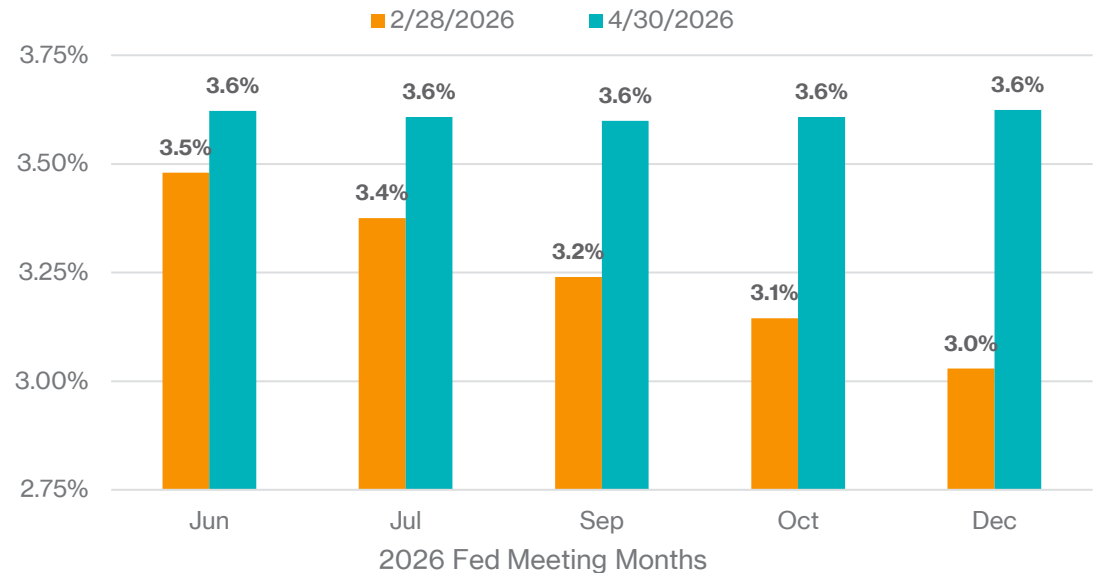
PUBLIC FUNDS

OBSERVATIONS AND EXPECTATIONS

- Interest rates were generally higher for April, primarily due to increases of inflation
- The Fed Funds futures market is looking for the Fed to hold rates steady during 2026
- Economic growth for the first quarter of 2026 was 2.0%, much better than Q425's 0.5%
- Fed Chair Powell recently said the labor market is a "zero employment growth equilibrium"

- At the end of February (prior to the Iran conflict), the futures market was pricing in approximately 2.5 quarter point cuts by December 2026.
- At the end of April, futures market data are projecting the Fed to be on hold this year.

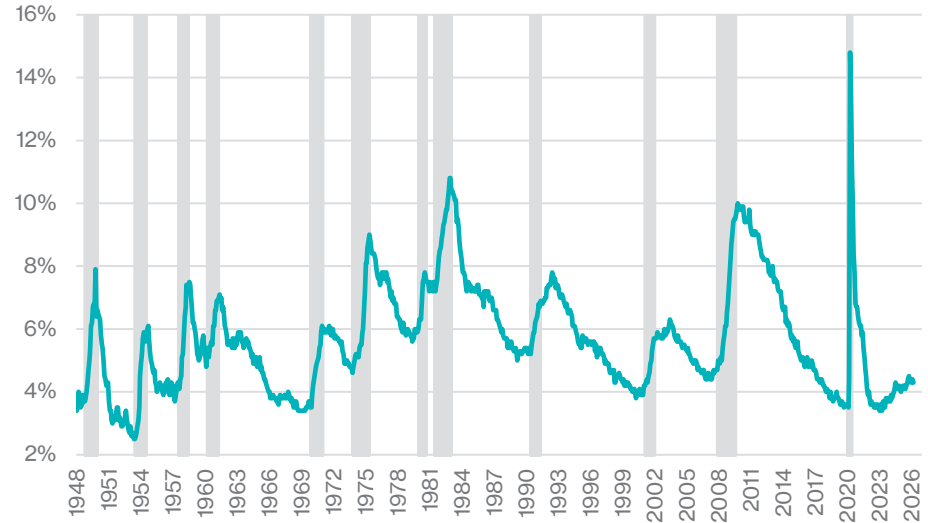
Fed Funds Futures Rates



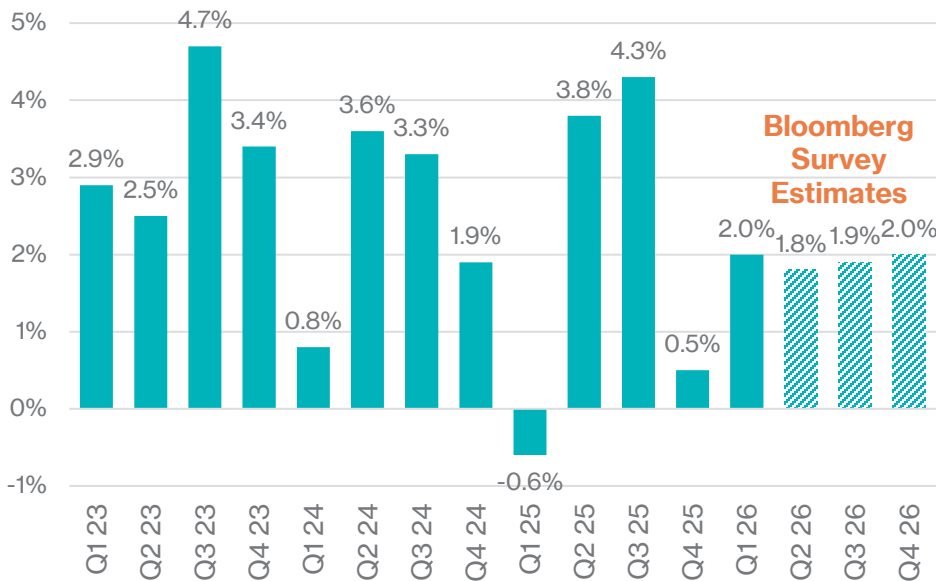
- The current unemployment rate of 4.3% has declined slightly from last year and remains low by historical standards.
- The Federal Reserve's NAIRU (Non-Accelerating Inflation Rate of Unemployment) is a theoretical, estimated unemployment rate of 4.2%, at which inflation remains stable. Thus, a primary reason the market is expecting no Fed moves this year.

SOURCE: BLOOMBERG, FEDERAL RESERVE, SHADED AREAS ARE RECESSIONS

U.S. Unemployment Rate



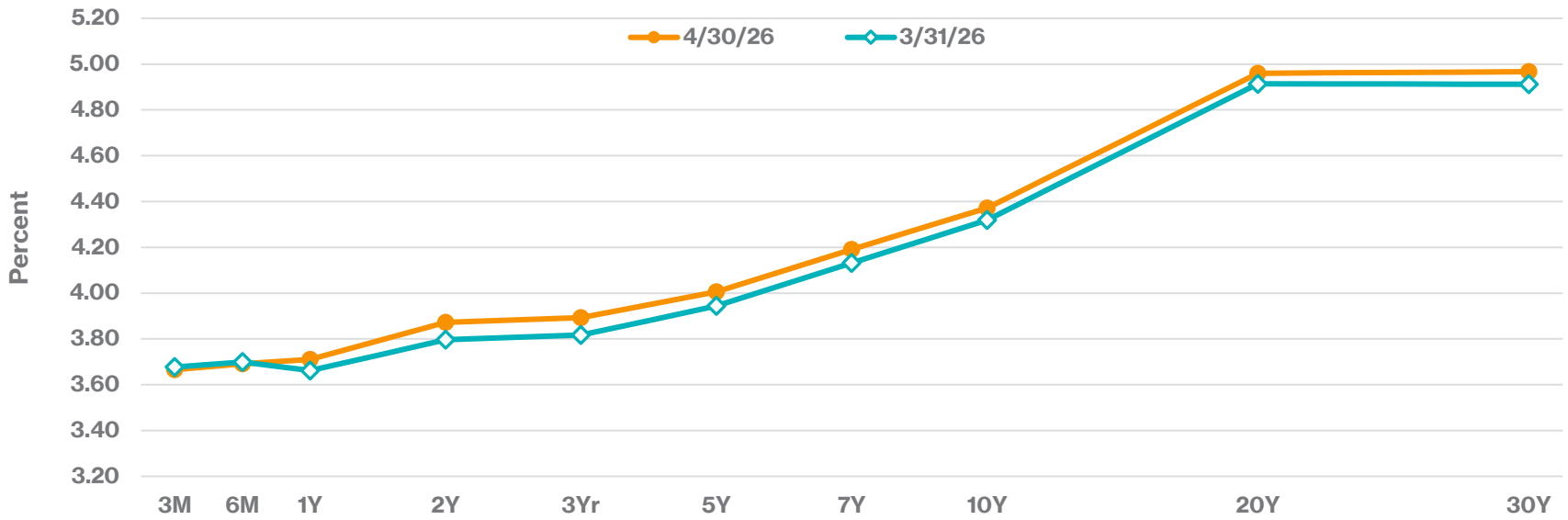
Real GDP QoQ



- Economists surveyed by Bloomberg are expecting positive economic growth for 2026.
- The Iran conflict has pushed energy and other prices higher, which may crimp consumer spending this year.
- Bloomberg's forecast model has a 30% chance of recession this year

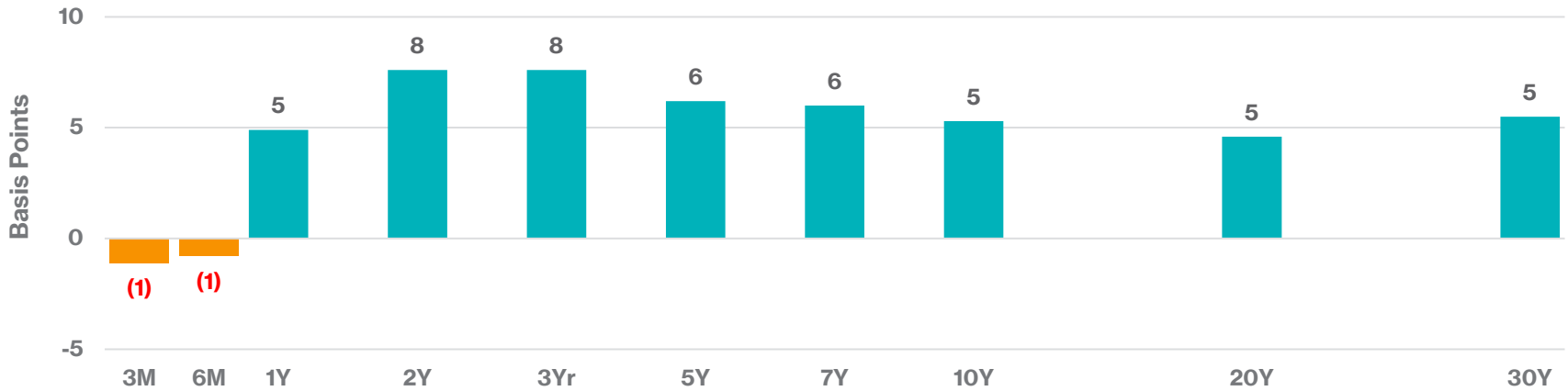
SOURCE: BLOOMBERG

U.S. Treasury Yield Curve Change



SOURCES: BLOOMBERG

Basis Point Change



SOURCES: BLOOMBERG

Contents

Portfolio Summary	6
Position Statement	7
Transaction Statement	10
Income/Dividend Received	11
Contribution/Withdrawals and Expenses	12
Projected Income	13

Portfolio Summary

3.83

Weighted Average Yield to Maturity

1.31

Weighted Average Maturity (Years)

1.24

Portfolio Effective Duration (Years)

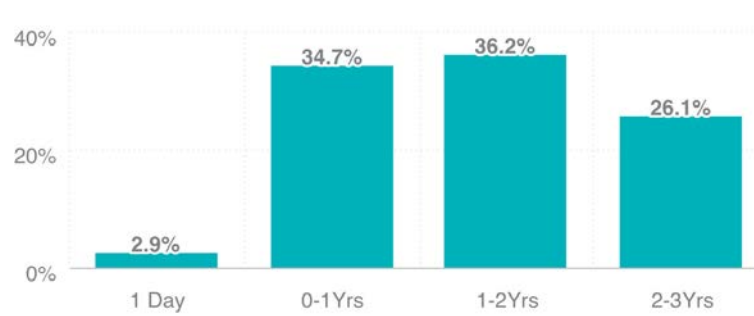
1.31

Weighted Average Life (Years)

AA-

Average Credit Rating

Maturity Distribution



Sector Allocation



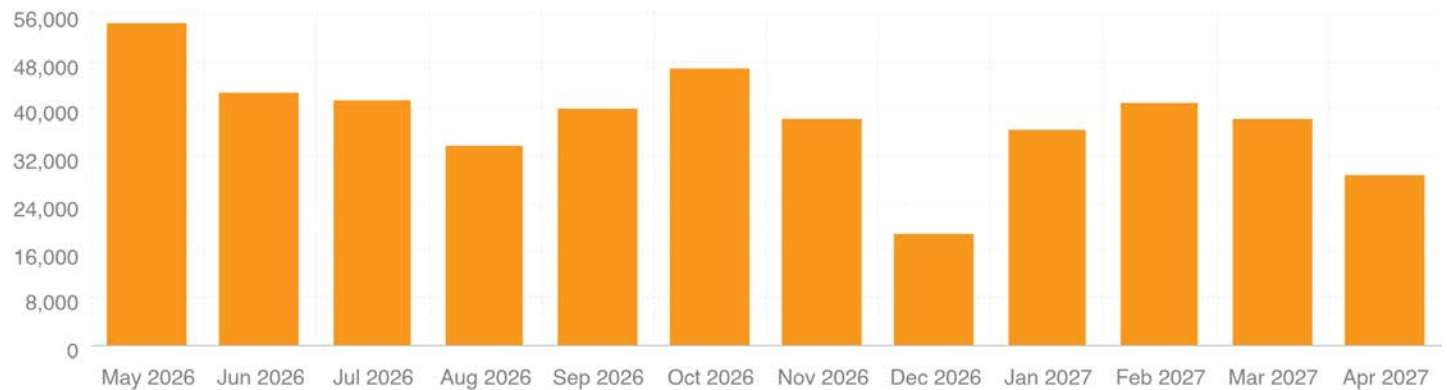
U.S. Treasuries	48.46%
U.S. Agencies	22.65%
Corporate Bonds	19.64%
Commercial Paper	6.33%
Money Market Funds	2.93%



Custodial Reconciliation

	CURRENT MONTH
Beginning	10,815,485.48
Contributions/Withdrawals	0.00
Management Fees	(746.93)
Custodian Fees	(68.73)
Realized Gains Losses	20,236.46
Purchased Interest	(3,603.89)
Interest Received	39,598.36
ENDING	10,870,900.75

Projected Monthly Income Schedule



Position Statement

CUSIP	DESCRIPTION	TRADE DATE SETTLE DATE	PAR VALUE	PRINCIPAL COST PURCHASED INTEREST	TOTAL COST	YIELD TO MATURITY	MATURITY DATE	DAYS TO MATURITY	MARKET PRICE MARKET VALUE	UNREALIZED GAIN/LOSS BOOK VALUE	% OF MV	MOODY'S S&P RATING
CHAMPAIGN COUNTY												
MONEY MARKET FUNDS												
31846V567	FIRST AMER:GVT OBLG;Z	04/30/2026 04/30/2026	323,519.01	323,519.01 0.00	323,519.01	3.54		1	1.00 323,519.01	0.00 323,519.01	2.93	Aaa AAA
MONEY MARKET FUNDS TOTAL			323,519.01	323,519.01 0.00	323,519.01	3.54		1	1.00 323,519.01	0.00 323,519.01	2.93	AAA
COMMERCIAL PAPER												
22533UEF6	CREDIT AGRIN Y 05/15/26	08/20/2025 08/21/2025	350,000.00	339,538.79 0.00	339,538.79	4.15	05/15/2026	15	99.84 349,451.47	9,912.68 339,538.79	3.17	P-1 A-1
13607FEJ1	CDN IMPERIAL 05/18/26	08/21/2025 08/22/2025	350,000.00	339,434.28 0.00	339,434.28	4.17	05/18/2026	18	99.81 349,332.28	9,898.00 339,434.28	3.16	P-1 A-1
COMMERCIAL PAPER TOTAL			700,000.00	678,973.07 0.00	678,973.07	4.16		16	99.83 698,783.75	19,810.68 678,973.07	6.33	A-1
U.S. TREASURIES												
9128286X3	US TREASURY 2.125 05/31/26	01/20/2023 01/23/2023	200,000.00	189,835.94 0.00	189,835.94	3.75	05/31/2026	31	99.85 199,695.31	9,859.37 189,835.94	1.81	Aa1 AA+
9128286X3	US TREASURY 2.125 05/31/26	01/20/2023 01/20/2023	75,000.00	71,188.47 0.00	71,188.47	3.75	05/31/2026	31	99.85 74,885.74	3,697.27 71,188.47	0.68	Aa1 AA+
9128287B0	US TREASURY 1.875 06/30/26	01/23/2023 01/24/2023	200,000.00	187,882.81 0.00	187,882.81	3.77	06/30/2026	61	99.70 199,398.44	11,515.63 187,882.81	1.81	Aa1 AA+
912828Y95	US TREASURY 1.875 07/31/26	01/30/2023 01/31/2023	190,000.00	177,887.50 0.00	177,887.50	3.84	07/31/2026	92	99.54 189,131.64	11,244.14 177,887.50	1.71	Aa1 AA+
912828YQ7	US TREASURY 1.625 10/31/26	01/23/2023 01/24/2023	200,000.00	185,148.44 0.00	185,148.44	3.76	10/31/2026	184	98.95 197,898.44	12,750.00 185,148.44	1.79	Aa1 AA+
912828U24	US TREASURY 2.000 11/15/26	01/20/2023 01/23/2023	200,000.00	188,085.94 0.00	188,085.94	3.69	11/15/2026	199	99.09 198,171.88	10,085.94 188,085.94	1.79	Aa1 AA+
91282CEN7	US TREASURY 2.750 04/30/27	01/20/2023 01/23/2023	150,000.00	144,767.58 0.00	144,767.58	3.64	04/30/2027	365	98.99 148,488.28	3,720.70 144,767.58	1.34	Aa1 AA+
912828X88	US TREASURY 2.375 05/15/27	01/20/2023 01/23/2023	225,000.00	213,767.58 0.00	213,767.58	3.64	05/15/2027	380	98.56 221,756.84	7,989.26 213,767.58	2.01	Aa1 AA+
912828X88	US TREASURY 2.375 05/15/27	01/20/2023 01/20/2023	75,000.00	71,255.86 0.00	71,255.86	3.63	05/15/2027	380	98.56 73,918.95	2,663.09 71,255.86	0.67	Aa1 AA+
91282CET4	US TREASURY 2.625 05/31/27	01/20/2023 01/23/2023	225,000.00	216,000.00 0.00	216,000.00	3.63	05/31/2027	396	98.76 222,213.87	6,213.87 216,000.00	2.01	Aa1 AA+
91282CKV2	US TREASURY 4.625 06/15/27	08/22/2025 08/25/2025	250,000.00	253,935.55 0.00	253,935.55	3.71	06/15/2027	411	100.89 252,226.56	(1,708.99) 253,935.55	2.28	Aa1 AA+
91282CEW7	US TREASURY 3.250 06/30/27	01/20/2023 01/23/2023	180,000.00	177,250.78 0.00	177,250.78	3.63	06/30/2027	426	99.35 178,832.81	1,582.03 177,250.78	1.62	Aa1 AA+
91282CEW7	US TREASURY 3.250 06/30/27	01/20/2023 01/20/2023	75,000.00	73,854.50 0.00	73,854.50	3.62	06/30/2027	426	99.35 74,513.67	659.17 73,854.50	0.67	Aa1 AA+
91282CKZ3	US TREASURY 4.375 07/15/27	10/22/2024 10/23/2024	275,000.00	277,717.77 0.00	277,717.77	3.99	07/15/2027	441	100.63 276,729.49	(988.28) 277,717.77	2.51	Aa1 AA+

Position Statement

CUSIP	DESCRIPTION	TRADE DATE SETTLE DATE	PAR VALUE	PRINCIPAL COST PURCHASED INTEREST	TOTAL COST	YIELD TO MATURITY	MATURITY DATE	DAYS TO MATURITY	MARKET PRICE MARKET VALUE	UNREALIZED GAIN/LOSS BOOK VALUE	% OF MV	MOODY'S S&P RATING
91282CFB2	US TREASURY 2.750 07/31/27	01/20/2023 01/23/2023	175,000.00	168,786.13 0.00	168,786.13	3.61	07/31/2027	457	98.68 172,696.29	3,910.16 168,786.13	1.56	Aa1 AA+
9128282R0	US TREASURY 2.250 08/15/27	01/20/2023 01/23/2023	275,000.00	259,541.99 0.00	259,541.99	3.60	08/15/2027	472	97.98 269,435.55	9,893.56 259,541.99	2.44	Aa1 AA+
91282CFH9	US TREASURY 3.125 08/31/27	01/20/2023 01/23/2023	250,000.00	245,097.66 0.00	245,097.66	3.59	08/31/2027	488	99.05 247,636.72	2,539.06 245,097.66	2.24	Aa1 AA+
91282CLQ2	US TREASURY 3.875 10/15/27	10/22/2024 10/23/2024	400,000.00	398,968.75 0.00	398,968.75	3.97	10/15/2027	533	100.00 400,015.62	1,046.87 398,968.75	3.62	Aa1 AA+
9128283F5	US TREASURY 2.250 11/15/27	01/20/2023 01/23/2023	250,000.00	235,332.03 0.00	235,332.03	3.59	11/15/2027	564	97.59 243,974.61	8,642.58 235,332.03	2.21	Aa1 AA+
9128283F5	US TREASURY 2.250 11/15/27	01/20/2023 01/20/2023	100,000.00	94,132.81 0.00	94,132.81	3.59	11/15/2027	564	97.59 97,589.84	3,457.03 94,132.81	0.88	Aa1 AA+
9128284N7	US TREASURY 2.875 05/15/28	10/01/2025 10/02/2025	300,000.00	294,855.47 0.00	294,855.47	3.57	05/15/2028	746	98.01 294,023.44	(832.03) 294,855.47	2.66	Aa1 AA+
91282CNM9	US TREASURY 3.875 07/15/28	03/31/2026 04/01/2026	275,000.00	275,386.72 2,237.22	277,623.94	3.81	07/15/2028	807	99.96 274,892.58	(494.14) 275,386.72	2.49	Aa1 AA+
91282CNU1	US TREASURY 3.625 08/15/28	08/22/2025 08/25/2025	200,000.00	199,914.06 0.00	199,914.06	3.64	08/15/2028	838	99.41 198,828.13	(1,085.93) 199,914.06	1.80	Aa1 AA+
91282CNY3	US TREASURY 3.375 09/15/28	12/23/2025 12/24/2025	100,000.00	99,484.38 0.00	99,484.38	3.57	09/15/2028	869	98.81 98,812.50	(671.88) 99,484.38	0.89	Aa1 AA+
91282CPP0	US TREASURY 3.500 12/15/28	12/30/2025 12/31/2025	250,000.00	249,892.58 384.61	250,277.19	3.52	12/15/2028	960	99.00 247,500.00	(2,392.58) 249,892.58	2.24	Aa1 AA+
91282CPT2	US TREASURY 3.500 01/15/29	02/02/2026 02/03/2026	300,000.00	298,804.69 551.11	299,355.80	3.64	01/15/2029	991	98.96 296,882.81	(1,921.88) 298,804.69	2.69	Aa1 AA+
U.S. TREASURIES TOTAL			5,395,000.00	5,248,775.99 3,172.94	5,251,948.93	3.70		497	99.18 5,350,150.01	101,374.02 5,248,775.99	48.46	AA+
U.S. AGENCIES												
3130ANQB9	FHLBANKS 2.000 08/26/26	01/30/2023 01/31/2023	130,000.00	117,477.10 0.00	117,477.10	4.26	08/26/2026	118	99.40 129,220.00	11,742.90 117,477.10	1.17	Aa1 AA+
3130ANX39	FHLBANKS 1.625 09/30/26	01/30/2023 01/31/2023	130,000.00	116,633.40 0.00	116,633.40	4.24	09/30/2026	153	99.12 128,849.50	12,216.10 116,633.40	1.17	Aa1 AA+
3130ANYX2	FHLBANKS 0.900 09/30/26 '25	01/30/2023 01/30/2023	50,000.00	44,253.00 0.00	44,253.00	4.32	09/30/2026	153	98.75 49,376.50	5,123.50 44,253.00	0.45	Aa1 AA+
3133EN7A2	FED FARM CR BNKS 3.625 10/26/26	01/20/2023 01/26/2023	250,000.00	248,665.00 0.00	248,665.00	3.78	10/26/2026	179	99.93 249,812.50	1,147.50 248,665.00	2.26	Aa1 AA+
3130ATVE4	FHLBANKS 4.500 12/11/26	01/30/2023 01/31/2023	145,000.00	148,068.20 0.00	148,068.20	3.90	12/11/2026	225	100.40 145,577.10	(2,491.10) 148,068.20	1.32	Aa1 AA+
3130ATVE4	FHLBANKS 4.500 12/11/26	01/30/2023 01/30/2023	60,000.00	61,269.60 0.00	61,269.60	3.90	12/11/2026	225	100.40 60,238.80	(1,030.80) 61,269.60	0.55	Aa1 AA+
3130AQRH8	FHLBANKS 2.000 02/25/27 '25	01/25/2023 01/26/2023	305,000.00	282,070.10 0.00	282,070.10	4.02	02/25/2027	301	98.30 299,824.15	17,754.05 282,070.10	2.72	Aa1 AA+
3130AQZL0	FHLBANKS 2.200 03/04/27 '25	01/30/2023 01/31/2023	200,000.00	185,677.00 0.00	185,677.00	4.12	03/04/2027	308	98.49 196,978.00	11,301.00 185,677.00	1.78	Aa1 AA+
3133EN6V7	FED FARM CR BNKS 3.625 04/26/27	01/20/2023 01/26/2023	275,000.00	274,120.00 0.00	274,120.00	3.71	04/26/2027	361	99.78 274,406.00	286.00 274,120.00	2.49	Aa1 AA+

Position Statement

CUSIP	DESCRIPTION	TRADE DATE SETTLE DATE	PAR VALUE	PRINCIPAL COST PURCHASED INTEREST	TOTAL COST	YIELD TO MATURITY	MATURITY DATE	DAYS TO MATURITY	MARKET PRICE MARKET VALUE	UNREALIZED GAIN/LOSS BOOK VALUE	% OF MV	MOODY'S S&P RATING
3130ATHW0	FHLBANKS 4.125 09/10/27	10/23/2024 10/24/2024	400,000.00	400,885.47 0.00	400,885.47	4.04	09/10/2027	498	100.26 401,056.00	170.53 400,885.47	3.63	Aa1 AA+
3133EN5N6	FED FARM CR BNKS 4.000 01/06/28	01/26/2023 01/30/2023	235,000.00	238,775.51 0.00	238,775.51	3.64	01/06/2028	616	100.10 235,237.35	(3,538.16) 238,775.51	2.13	Aa1 AA+
3133EL5Y6	FED FARM CR BNKS 1.000 03/02/28 '25	02/27/2026 03/02/2026	250,000.00	238,127.50 0.00	238,127.50	3.48	03/02/2028	672	94.57 236,425.00	(1,702.50) 238,127.50	2.14	Aa1 AA+
3133EL5U4	FED FARM CR BNKS 1.120 09/01/28 '25	12/23/2025 12/24/2025	100,000.00	93,520.00 0.00	93,520.00	3.68	09/01/2028	855	93.24 93,243.00	(277.00) 93,520.00	0.84	Aa1 AA+
U.S. AGENCIES TOTAL			2,530,000.00	2,449,541.88 0.00	2,449,541.88	3.89		387	98.86 2,500,243.90	50,702.02 2,449,541.88	22.65	AA+
CORPORATE BONDS												
89236TJV8	TOYOTA MOTOR CRD 1.900 01/13/27 MTN	08/21/2025 08/22/2025	400,000.00	388,392.00 0.00	388,392.00	4.06	01/13/2027	258	98.46 393,840.00	5,448.00 388,392.00	3.57	A1 A+
91159HHS2	US BANCORP 3.900 04/26/28 '28 MTN	08/21/2025 08/22/2025	400,000.00	398,404.00 0.00	398,404.00	4.06	04/26/2028	727	99.39 397,572.00	(832.00) 398,404.00	3.60	A3 A
24422EYD5	JOHN DEERE CAP 4.250 06/05/28 MTN	08/21/2025 08/22/2025	200,000.00	201,122.00 0.00	201,122.00	4.03	06/05/2028	767	100.28 200,564.00	(558.00) 201,122.00	1.82	A1 A
14913UBB5	CTRPLLR FIN SERV 4.100 08/15/28 MTN	09/29/2025 09/30/2025	300,000.00	301,524.00 0.00	301,524.00	3.91	08/15/2028	838	99.98 299,925.00	(1,599.00) 301,524.00	2.72	A1 A
532457DB1	LILLY 4.000 10/15/28 '28	11/17/2025 11/18/2025	280,000.00	280,996.80 0.00	280,996.80	3.86	10/15/2028	899	99.80 279,442.80	(1,554.00) 280,996.80	2.53	Aa3 AA-
69371RU20	PACCAR 4.000 11/07/28 MTN	11/17/2025 11/18/2025	300,000.00	300,579.00 366.67	300,945.67	3.93	11/07/2028	922	99.58 298,737.00	(1,842.00) 300,579.00	2.71	A1 A+
023135DC7	AMAZON.COM 4.000 03/13/29 '29	04/23/2026 04/24/2026	300,000.00	299,073.00 1,366.67	300,439.67	4.11	03/13/2029	1,048	99.30 297,885.00	(1,188.00) 299,073.00	2.70	A1 AA
CORPORATE BONDS TOTAL			2,180,000.00	2,170,090.80 1,733.34	2,171,824.14	4.00		754	99.45 2,167,965.80	(2,125.00) 2,170,090.80	19.64	A
CHAMPAIGN COUNTY TOTAL			11,128,519.01	10,870,900.75 4,906.28	10,875,807.03	3.83		478	11,040,662.47	169,761.72 10,870,900.75	100.00	AA-
GRAND TOTAL			11,128,519.01	10,870,900.75 4,906.28	10,875,807.03	3.83		478	11,040,662.47	169,761.72 10,870,900.75	100.00	AA-

Transaction Statement

CHAMPAIGN COUNTY									
	TRADE DATE	SETTLE DATE	CUSIP	DESCRIPTION	PAR VALUE	PRINCIPAL COST	PURCHASED INTEREST	TOTAL	PURCHASE YIELD
BUY									
	03/31/2026	04/01/2026	91282CNM9	US TREASURY 3.875 07/15/28	275,000.00	275,386.72	2,237.22	(277,623.94)	3.81
	04/23/2026	04/24/2026	023135DC7	AMAZON.COM 4.000 03/13/29 '29	300,000.00	299,073.00	1,366.67	(300,439.67)	4.11
BUY TOTAL					575,000.00	574,459.72	3,603.89	(578,063.61)	3.97
	TRADE DATE	SETTLE DATE	CUSIP	DESCRIPTION	PAR VALUE	BOOK VALUE		TOTAL	NET REALIZED GAIN/LOSS
MATURITY									
	04/20/2026	04/20/2026	62479MDL4	MUFG Bank, Ltd., New York Branch 0.0 04/20/2026	(300,000.00)	291,848.50		300,000.00	8,151.50
	04/30/2026	04/30/2026	9128286S4	UNITED STATES TREASURY 2.375 04/30/2026	(275,000.00)	262,915.04		275,000.00	12,084.96
MATURITY TOTAL					(575,000.00)	554,763.54		575,000.00	20,236.46

Income/Dividend Received

IDENTIFIER	DESCRIPTION	PAYMENT DATE	POST DATE	INTEREST/DIVIDENDS RECEIVED
US BANK				
31846V567	FIRST AMER:GVT OBLG;Z	03/31/2026	04/01/2026	268.49
91282CLQ2	US TREASURY 3.875 10/15/27	04/15/2026	04/15/2026	7,750.00
532457DB1	LILLY 4.000 10/15/28 '28	04/15/2026	04/15/2026	7,311.11
3133EN7A2	FED FARM CR BNKS 3.625 10/26/26	04/26/2026	04/27/2026	4,531.25
91159HHS2	US BANCORP 3.900 04/26/28 '28 MTN	04/26/2026	04/27/2026	7,800.00
3133EN6V7	FED FARM CR BNKS 3.625 04/26/27	04/26/2026	04/27/2026	4,984.38
9128286S4	UNITED STATES TREASURY 2.375 04/30/2026	04/30/2026	04/30/2026	3,265.63
912828YQ7	US TREASURY 1.625 10/31/26	04/30/2026	04/30/2026	1,625.00
91282CEN7	US TREASURY 2.750 04/30/27	04/30/2026	04/30/2026	2,062.50
US BANK - TOTAL				39,598.36
TOTAL				39,598.36

Contribution/Withdrawals and Expenses

	POST DATE	PAR VALUE	TOTAL
CHAMPAIGN COUNTY			
CUSTODY FEE			
	04/24/2026	(68.73)	(68.73)
CUSTODY FEE TOTAL		(68.73)	(68.73)
MANAGEMENT FEE			
	04/30/2026	(746.93)	(746.93)
MANAGEMENT FEE TOTAL		(746.93)	(746.93)

Projected Income

For the Period May 01, 2026 to April 30, 2027

CUSIP	DESCRIPTION	POST DATE	AMOUNT
69371RU20	PACCAR 4.000 11/07/28 MTN	05/07/2026	6,000.00
9128284N7	US TREASURY 2.875 05/15/28	05/15/2026	4,312.50
912828U24	US TREASURY 2.000 11/15/26	05/15/2026	2,000.00
912828X88	US TREASURY 2.375 05/15/27	05/15/2026	3,562.50
22533UEF6	CREDIT AGR NY 05/15/26	05/15/2026	10,461.21
9128283F5	US TREASURY 2.250 11/15/27	05/15/2026	3,937.50
13607FEJ1	CDN IMPERIAL 05/18/26	05/18/2026	10,565.72
9128286X3	US TREASURY 2.125 05/31/26	05/31/2026	13,975.59
MAY 2026 TOTAL			54,815.02
91282CET4	US TREASURY 2.625 05/31/27	06/01/2026	2,953.13
9128286X3	US TREASURY 2.125 05/31/26	06/01/2026	2,921.88
24422EYD5	JOHN DEERE CAP 4.250 06/05/28 MTN	06/05/2026	4,250.00
3130ATVE4	FHLBANKS 4.500 12/11/26	06/11/2026	4,612.50
91282CPP0	US TREASURY 3.500 12/15/28	06/15/2026	4,375.00
91282CKV2	US TREASURY 4.625 06/15/27	06/15/2026	5,781.25
9128287B0	US TREASURY 1.875 06/30/26	06/30/2026	12,117.19
9128287B0	US TREASURY 1.875 06/30/26	06/30/2026	1,875.00
91282CEW7	US TREASURY 3.250 06/30/27	06/30/2026	4,143.75
JUN 2026 TOTAL			43,029.69
3133EN5N6	FED FARM CR BNKS 4.000 01/06/28	07/06/2026	4,700.00
89236TJV8	TOYOTA MOTOR CRD 1.900 01/13/27 MTN	07/13/2026	3,800.00
91282CKZ3	US TREASURY 4.375 07/15/27	07/15/2026	6,015.63
91282CNM9	US TREASURY 3.875 07/15/28	07/15/2026	5,328.13
91282CPT2	US TREASURY 3.500 01/15/29	07/15/2026	5,250.00
912828Y95	US TREASURY 1.875 07/31/26	07/31/2026	12,112.50
912828Y95	US TREASURY 1.875 07/31/26	07/31/2026	1,781.25
91282CFB2	US TREASURY 2.750 07/31/27	07/31/2026	2,406.25
JUL 2026 TOTAL			41,393.75

Projected Income

For the Period May 01, 2026 to April 30, 2027

CUSIP	DESCRIPTION	POST DATE	AMOUNT
14913UBB5	CTRPLLR FIN SERV 4.100 08/15/28 MTN	08/17/2026	6,150.00
9128282R0	US TREASURY 2.250 08/15/27	08/17/2026	3,093.75
91282CNU1	US TREASURY 3.625 08/15/28	08/17/2026	3,625.00
3130AQRH8	FHLBANKS 2.000 02/25/27 '25	08/25/2026	3,050.00
3130ANQB9	FHLBANKS 2.000 08/26/26	08/26/2026	1,300.00
3130ANQB9	FHLBANKS 2.000 08/26/26	08/26/2026	12,522.90
91282CFH9	US TREASURY 3.125 08/31/27	08/31/2026	3,906.25
AUG 2026 TOTAL			33,647.90
3133EL5U4	FED FARM CR BNKS 1.120 09/01/28 '25	09/01/2026	560.00
3133EL5Y6	FED FARM CR BNKS 1.000 03/02/28 '25	09/02/2026	1,250.00
3130AQZL0	FHLBANKS 2.200 03/04/27 '25	09/04/2026	2,200.00
3130ATHW0	FHLBANKS 4.125 09/10/27	09/10/2026	8,250.00
023135DC7	AMAZON.COM 4.000 03/13/29 '29	09/14/2026	6,000.00
91282CNY3	US TREASURY 3.375 09/15/28	09/15/2026	1,687.50
3130ANYX2	FHLBANKS 0.900 09/30/26 '25	09/30/2026	225.00
3130ANX39	FHLBANKS 1.625 09/30/26	09/30/2026	13,366.60
3130ANX39	FHLBANKS 1.625 09/30/26	09/30/2026	1,056.25
3130ANYX2	FHLBANKS 0.900 09/30/26 '25	09/30/2026	5,747.00
SEP 2026 TOTAL			40,342.35
532457DB1	LILLY 4.000 10/15/28 '28	10/15/2026	5,600.00
91282CLQ2	US TREASURY 3.875 10/15/27	10/15/2026	7,750.00
91159HHS2	US BANCORP 3.900 04/26/28 '28 MTN	10/26/2026	7,800.00
3133EN6V7	FED FARM CR BNKS 3.625 04/26/27	10/26/2026	4,984.38
3133EN7A2	FED FARM CR BNKS 3.625 10/26/26	10/26/2026	4,531.25
3133EN7A2	FED FARM CR BNKS 3.625 10/26/26	10/26/2026	1,335.00
912828YQ7	US TREASURY 1.625 10/31/26	10/31/2026	14,851.56
OCT 2026 TOTAL			46,852.19
912828YQ7	US TREASURY 1.625 10/31/26	11/02/2026	1,625.00

Projected Income

For the Period May 01, 2026 to April 30, 2027

CUSIP	DESCRIPTION	POST DATE	AMOUNT
91282CEN7	US TREASURY 2.750 04/30/27	11/02/2026	2,062.50
69371RU20	PACCAR 4.000 11/07/28 MTN	11/09/2026	6,000.00
912828U24	US TREASURY 2.000 11/15/26	11/15/2026	11,914.06
9128283F5	US TREASURY 2.250 11/15/27	11/16/2026	3,937.50
9128284N7	US TREASURY 2.875 05/15/28	11/16/2026	4,312.50
912828U24	US TREASURY 2.000 11/15/26	11/16/2026	2,000.00
912828X88	US TREASURY 2.375 05/15/27	11/16/2026	3,562.50
91282CET4	US TREASURY 2.625 05/31/27	11/30/2026	2,953.13
NOV 2026 TOTAL			38,367.19
24422EYD5	JOHN DEERE CAP 4.250 06/05/28 MTN	12/07/2026	4,250.00
3130ATVE4	FHLBANKS 4.500 12/11/26	12/11/2026	(4,337.80)
3130ATVE4	FHLBANKS 4.500 12/11/26	12/11/2026	4,612.50
91282CPP0	US TREASURY 3.500 12/15/28	12/15/2026	4,375.00
91282CKV2	US TREASURY 4.625 06/15/27	12/15/2026	5,781.25
91282CEW7	US TREASURY 3.250 06/30/27	12/31/2026	4,143.75
DEC 2026 TOTAL			18,824.70
3133EN5N6	FED FARM CR BNKS 4.000 01/06/28	01/06/2027	4,700.00
89236TJV8	TOYOTA MOTOR CRD 1.900 01/13/27 MTN	01/13/2027	3,800.00
89236TJV8	TOYOTA MOTOR CRD 1.900 01/13/27 MTN	01/13/2027	11,608.00
91282CKZ3	US TREASURY 4.375 07/15/27	01/15/2027	6,015.63
91282CNM9	US TREASURY 3.875 07/15/28	01/15/2027	5,328.13
91282CPT2	US TREASURY 3.500 01/15/29	01/15/2027	5,250.00
JAN 2027 TOTAL			36,701.75
91282CFB2	US TREASURY 2.750 07/31/27	02/01/2027	2,406.25
14913UBB5	CTRPLLR FIN SERV 4.100 08/15/28 MTN	02/16/2027	6,150.00
9128282R0	US TREASURY 2.250 08/15/27	02/16/2027	3,093.75
91282CNU1	US TREASURY 3.625 08/15/28	02/16/2027	3,625.00
3130AQRH8	FHLBANKS 2.000 02/25/27 '25	02/25/2027	3,050.00

Projected Income

For the Period May 01, 2026 to April 30, 2027

CUSIP	DESCRIPTION	POST DATE	AMOUNT
3130AQRH8	FHLBANKS 2.000 02/25/27 '25	02/25/2027	22,929.90
FEB 2027 TOTAL			41,254.90
91282CFH9	US TREASURY 3.125 08/31/27	03/01/2027	3,906.25
3133EL5U4	FED FARM CR BNKS 1.120 09/01/28 '25	03/01/2027	560.00
3133EL5Y6	FED FARM CR BNKS 1.000 03/02/28 '25	03/02/2027	1,250.00
3130AQZL0	FHLBANKS 2.200 03/04/27 '25	03/04/2027	14,323.00
3130AQZL0	FHLBANKS 2.200 03/04/27 '25	03/04/2027	2,200.00
3130ATHW0	FHLBANKS 4.125 09/10/27	03/10/2027	8,250.00
91282CNY3	US TREASURY 3.375 09/15/28	03/15/2027	1,687.50
023135DC7	AMAZON.COM 4.000 03/13/29 '29	03/15/2027	6,000.00
MAR 2027 TOTAL			38,176.75
91282CLQ2	US TREASURY 3.875 10/15/27	04/15/2027	7,750.00
532457DB1	LILLY 4.000 10/15/28 '28	04/15/2027	5,600.00
91159HHS2	US BANCORP 3.900 04/26/28 '28 MTN	04/26/2027	7,800.00
3133EN6V7	FED FARM CR BNKS 3.625 04/26/27	04/26/2027	4,984.38
3133EN6V7	FED FARM CR BNKS 3.625 04/26/27	04/26/2027	880.00
91282CEN7	US TREASURY 2.750 04/30/27	04/30/2027	2,062.50
APR 2027 TOTAL			29,076.88
GRAND TOTAL			462,483.06

Disclosure

Meeder provides monthly statements for its investment management clients to provide information about the investment portfolio. The information should not be used for audit or confirmation purposes. Please review your custodial statements and report any inaccuracies or discrepancies.

Certain information and data has been supplied by unaffiliated third parties. Although Meeder believes the information is reliable, it cannot warrant the accuracy of information offered by third parties. Market value may reflect prices received from pricing vendors when current market quotations are not available. Prices may not reflect firm bids or offers and may differ from the value at which the security can be sold.

Statements may include positions from unmanaged accounts provided for reporting purposes. Unmanaged accounts are managed directly by the client and are not included in the accounts managed by Meeder. This information is provided as a client convenience and Meeder assumes no responsibility for performance of these accounts or the accuracy of the data reported.

Investing involves risk. Past performance is no guarantee of future results. Debt and fixed income securities are subject to credit and interest rate risk. The investment return and principal value of an investment will fluctuate so that an investors shares, when redeemed, may be worth more or less than their original cost. Current performance may be lower or higher than the performance data quoted.

Meeder Public Funds, Inc. is a registered investment adviser and affiliate of Meeder Investment Management, Inc. Investment advisory services are provided through Meeder Public Funds, Inc. Please contact us if you would like to receive a copy of our current ADV disclosure brochure or privacy policy.

© 2026 Meeder Investment Management

meederpublicfunds.com | 866.633.3371



Champaign County Trust and Agency

Investment Report

As of April 30, 2026



M E E D E R

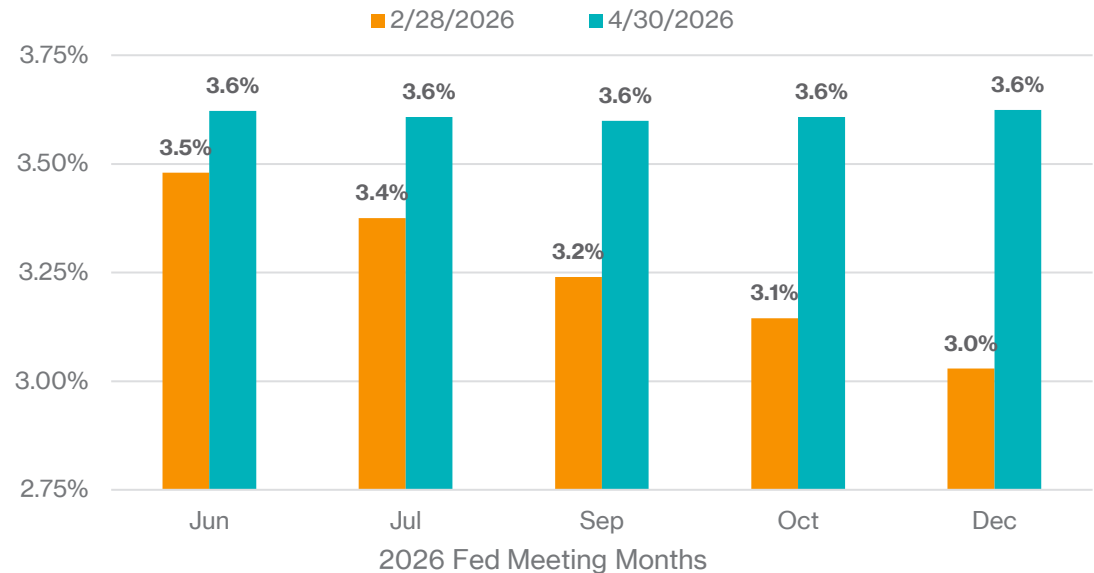
PUBLIC FUNDS

OBSERVATIONS AND EXPECTATIONS

- Interest rates were generally higher for April, primarily due to increases of inflation
- The Fed Funds futures market is looking for the Fed to hold rates steady during 2026
- Economic growth for the first quarter of 2026 was 2.0%, much better than Q425's 0.5%
- Fed Chair Powell recently said the labor market is a "zero employment growth equilibrium"

- At the end of February (prior to the Iran conflict), the futures market was pricing in approximately 2.5 quarter point cuts by December 2026.
- At the end of April, futures market data are projecting the Fed to be on hold this year.

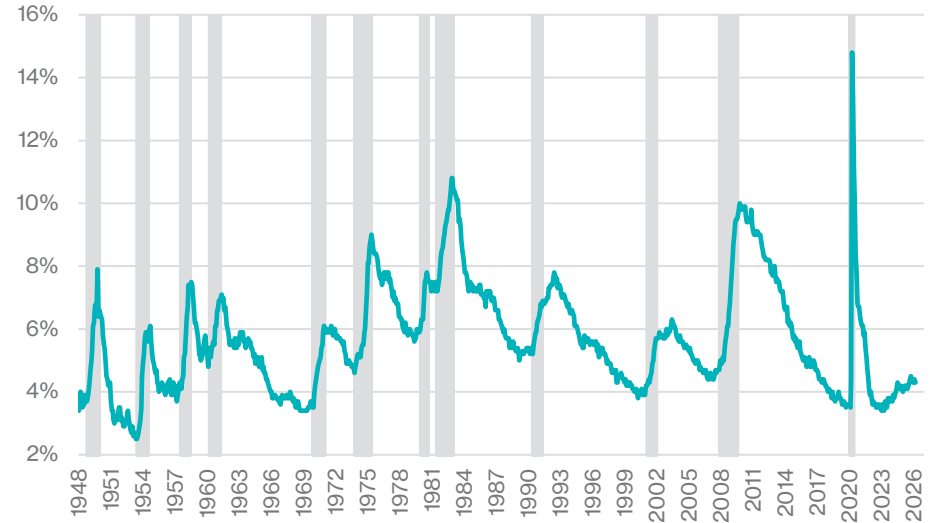
Fed Funds Futures Rates



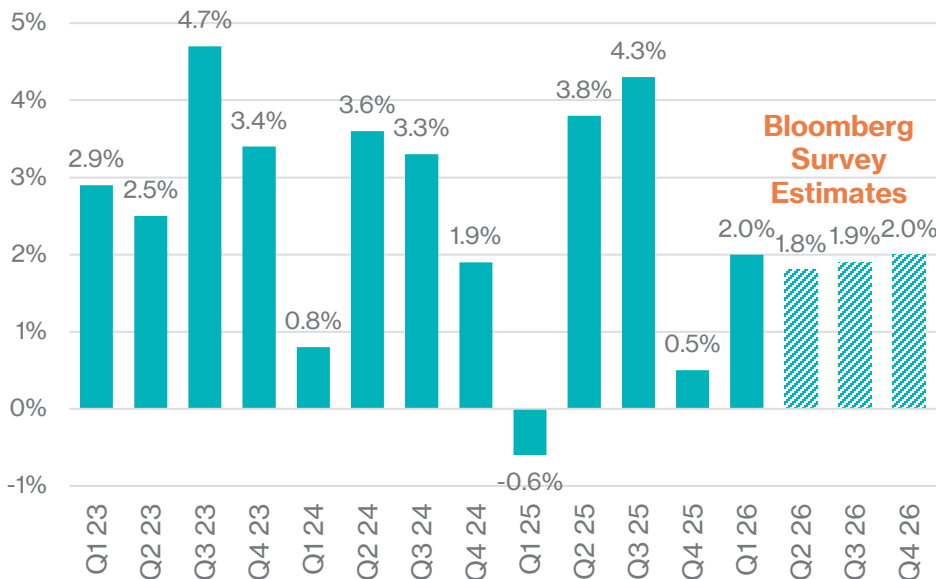
- The current unemployment rate of 4.3% has declined slightly from last year and remains low by historical standards.
- The Federal Reserve's NAIUR (Non-Accelerating Inflation Rate of Unemployment) is a theoretical, estimated unemployment rate of 4.2%, at which inflation remains stable. Thus, a primary reason the market is expecting no Fed moves this year.

SOURCE: BLOOMBERG, FEDERAL RESERVE, SHADED AREAS ARE RECESSIONS

U.S. Unemployment Rate



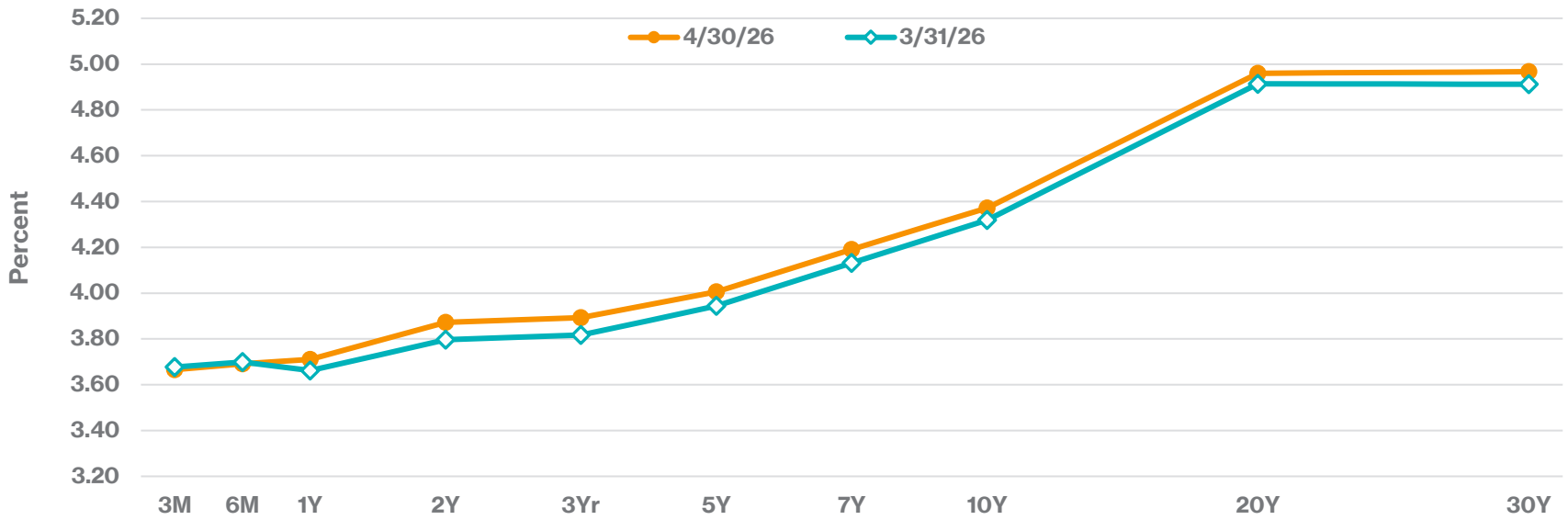
Real GDP QoQ



- Economists surveyed by Bloomberg are expecting positive economic growth for 2026.
- The Iran conflict has pushed energy and other prices higher, which may crimp consumer spending this year.
- Bloomberg's forecast model has a 30% chance of recession this year

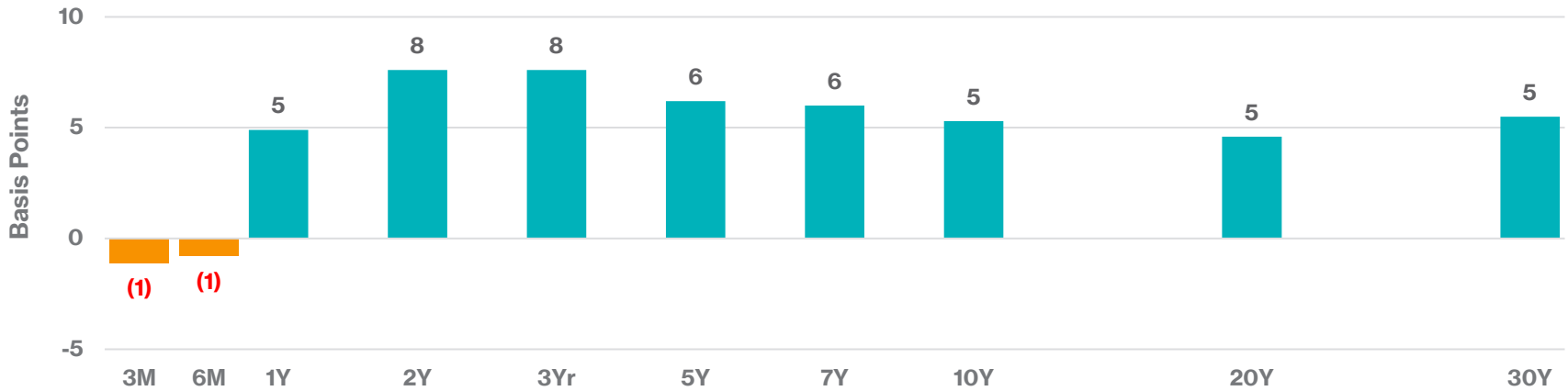
SOURCE: BLOOMBERG

U.S. Treasury Yield Curve Change



SOURCES: BLOOMBERG

Basis Point Change



SOURCES: BLOOMBERG

Contents

Portfolio Summary	6
Position Statement	7
Transaction Statement	11
Income/Dividend Received	12
Contribution/Withdrawals and Expenses	13
Projected Income	14

Portfolio Summary

3.91

Weighted Average Yield to Maturity

1.18

Weighted Average Maturity (Years)

1.12

Portfolio Effective Duration (Years)

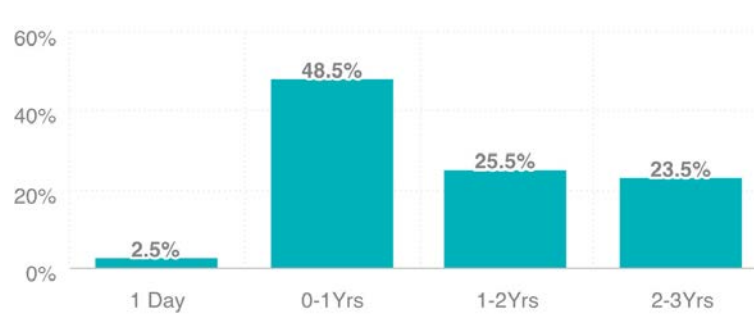
1.18

Weighted Average Life (Years)

AA-

Average Credit Rating

Maturity Distribution



Sector Allocation



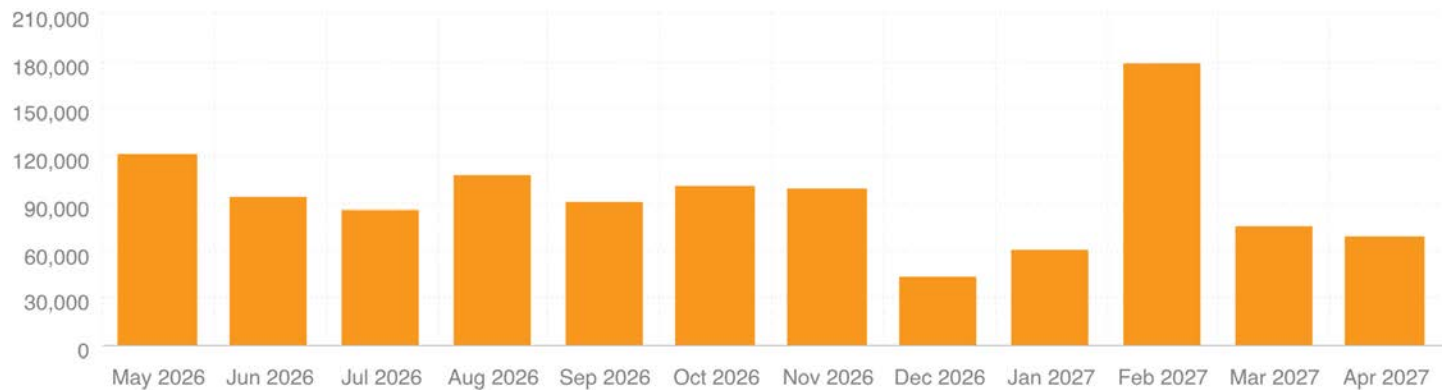
U.S. Treasuries	55.99%
Corporate Bonds	17.36%
U.S. Agencies	15.59%
Commercial Paper	8.53%
Money Market Funds	2.53%



Custodial Reconciliation

	CURRENT MONTH
Beginning	28,666,201.17
Contributions/Withdrawals	0.00
Management Fees	(1,972.23)
Custodian Fees	(181.24)
Realized Gains Losses	36,372.92
Purchased Interest	(4,592.48)
Interest Received	91,699.40
ENDING	28,787,527.54

Projected Monthly Income Schedule



Position Statement

CUSIP	DESCRIPTION	TRADE DATE SETTLE DATE	PAR VALUE	PRINCIPAL COST PURCHASED INTEREST	TOTAL COST	YIELD TO MATURITY	MATURITY DATE	DAYS TO MATURITY	MARKET PRICE MARKET VALUE	UNREALIZED GAIN/LOSS BOOK VALUE	% OF MV	MOODY'S S&P RATING
CHAMPAIGN COUNTY												
MONEY MARKET FUNDS												
31846V567	FIRST AMER:GVT OBLG;Z	04/30/2026 04/30/2026	736,285.55	736,285.55 0.00	736,285.55	3.54		1	1.00 736,285.55	0.00 736,285.55	2.53	Aaa AAA
MONEY MARKET FUNDS TOTAL			736,285.55	736,285.55 0.00	736,285.55	3.54		1	1.00 736,285.55	0.00 736,285.55	2.53	AAA
COMMERCIAL PAPER												
22533UEF6	CREDIT AGRIN NY 05/15/26	08/20/2025 08/21/2025	1,000,000.00	970,110.83 0.00	970,110.83	4.15	05/15/2026	15	99.84 998,432.78	28,321.95 970,110.83	3.43	P-1 A-1
13607FEJ1	CDN IMPERIAL 05/18/26	08/21/2025 08/22/2025	1,000,000.00	969,812.22 0.00	969,812.22	4.17	05/18/2026	18	99.81 998,092.22	28,280.00 969,812.22	3.42	P-1 A-1
53948BLK3	LLOYDS BK NY BR 11/19/26	03/19/2026 03/20/2026	500,000.00	486,851.11 0.00	486,851.11	3.98	11/19/2026	203	97.82 489,114.44	2,263.33 486,851.11	1.68	P-1 A-1
COMMERCIAL PAPER TOTAL			2,500,000.00	2,426,774.16 0.00	2,426,774.16	4.13		53	99.43 2,485,639.44	58,865.28 2,426,774.16	8.53	A-1
U.S. TREASURIES												
91282CHB0	US TREASURY 3.625 05/15/26	10/25/2024 10/28/2024	200,000.00	198,414.06 0.00	198,414.06	4.16	05/15/2026	15	99.99 199,976.56	1,562.50 198,414.06	0.69	Aa1 AA+
9128286X3	US TREASURY 2.125 05/31/26	08/09/2024 08/12/2024	200,000.00	193,328.13 0.00	193,328.13	4.06	05/31/2026	31	99.85 199,695.31	6,367.18 193,328.13	0.69	Aa1 AA+
9128286X3	US TREASURY 2.125 05/31/26	01/20/2023 01/23/2023	300,000.00	284,753.91 0.00	284,753.91	3.89	05/31/2026	31	99.85 299,542.97	14,789.06 284,753.91	1.03	Aa1 AA+
91282CHH7	US TREASURY 4.125 06/15/26	10/25/2024 10/28/2024	300,000.00	299,859.37 0.00	299,859.37	4.15	06/15/2026	46	100.04 300,128.91	269.54 299,859.37	1.03	Aa1 AA+
9128287B0	US TREASURY 1.875 06/30/26	01/23/2023 01/24/2023	300,000.00	281,824.22 0.00	281,824.22	3.93	06/30/2026	61	99.70 299,097.66	17,273.44 281,824.22	1.03	Aa1 AA+
9128287B0	US TREASURY 1.875 06/30/26	01/23/2023 01/23/2023	75,000.00	70,456.05 0.00	70,456.05	3.77	06/30/2026	61	99.70 74,774.41	4,318.36 70,456.05	0.26	Aa1 AA+
91282CHM6	US TREASURY 4.500 07/15/26	10/30/2024 10/31/2024	400,000.00	402,187.50 0.00	402,187.50	4.16	07/15/2026	76	100.16 400,640.62	(1,546.88) 402,187.50	1.37	Aa1 AA+
912828Y95	US TREASURY 1.875 07/31/26	01/30/2023 01/31/2023	285,000.00	266,831.25 0.00	266,831.25	3.98	07/31/2026	92	99.54 283,697.46	16,866.21 266,831.25	0.97	Aa1 AA+
91282CHU8	US TREASURY 4.375 08/15/26	10/25/2024 10/28/2024	495,000.00	497,146.29 0.00	497,146.29	4.12	08/15/2026	107	100.18 495,889.46	(1,256.83) 497,146.29	1.70	Aa1 AA+
91282CLP4	US TREASURY 3.500 09/30/26	10/25/2024 10/28/2024	500,000.00	494,414.07 0.00	494,414.07	4.11	09/30/2026	153	99.90 499,492.19	5,078.12 494,414.07	1.71	Aa1 AA+
912828YQ7	US TREASURY 1.625 10/31/26	01/23/2023 01/24/2023	300,000.00	277,722.66 0.00	277,722.66	3.92	10/31/2026	184	98.95 296,847.66	19,125.00 277,722.66	1.02	Aa1 AA+
912828YQ7	US TREASURY 1.625 10/31/26	01/23/2023 01/23/2023	75,000.00	69,430.65 0.00	69,430.65	3.76	10/31/2026	184	98.95 74,211.91	4,781.26 69,430.65	0.25	Aa1 AA+
912828U24	US TREASURY 2.000 11/15/26	10/25/2024 10/28/2024	400,000.00	384,312.50 0.00	384,312.50	4.01	11/15/2026	199	99.09 396,343.75	12,031.25 384,312.50	1.36	Aa1 AA+

Position Statement

CUSIP	DESCRIPTION	TRADE DATE SETTLE DATE	PAR VALUE	PRINCIPAL COST PURCHASED INTEREST	TOTAL COST	YIELD TO MATURITY	MATURITY DATE	DAYS TO MATURITY	MARKET PRICE MARKET VALUE	UNREALIZED GAIN/LOSS BOOK VALUE	% OF MV	MOODY'S S&P RATING
912828U24	US TREASURY 2.000 11/15/26	01/20/2023 01/23/2023	300,000.00	282,128.91 0.00	282,128.91	3.82	11/15/2026	199	99.09 297,257.81	15,128.90 282,128.91	1.02	Aa1 AA+
91282CJP7	US TREASURY 4.375 12/15/26	10/25/2024 10/28/2024	490,000.00	493,024.21 0.00	493,024.21	4.07	12/15/2026	229	100.41 492,009.76	(1,014.45) 493,024.21	1.69	Aa1 AA+
91282CJT9	US TREASURY 4.000 01/15/27	10/25/2024 10/28/2024	450,000.00	449,894.53 0.00	449,894.53	4.01	01/15/2027	260	100.19 450,861.33	966.80 449,894.53	1.55	Aa1 AA+
91282CJT9	US TREASURY 4.000 01/15/27	08/12/2024 08/13/2024	500,000.00	500,878.90 0.00	500,878.90	3.92	01/15/2027	260	100.19 500,957.03	78.13 500,878.90	1.72	Aa1 AA+
91282CKA8	US TREASURY 4.125 02/15/27	10/25/2024 10/28/2024	395,000.00	395,648.05 0.00	395,648.05	4.05	02/15/2027	291	100.29 396,126.37	478.32 395,648.05	1.36	Aa1 AA+
91282CKE0	US TREASURY 4.250 03/15/27	10/25/2024 10/28/2024	700,000.00	703,226.56 0.00	703,226.56	4.04	03/15/2027	319	100.43 703,007.82	(218.74) 703,226.56	2.41	Aa1 AA+
91282CEN7	US TREASURY 2.750 04/30/27	10/25/2024 10/28/2024	350,000.00	339,732.42 0.00	339,732.42	3.99	04/30/2027	365	98.99 346,472.66	6,740.24 339,732.42	1.19	Aa1 AA+
91282CEN7	US TREASURY 2.750 04/30/27	01/20/2023 01/23/2023	300,000.00	289,535.16 0.00	289,535.16	3.70	04/30/2027	365	98.99 296,976.56	7,441.40 289,535.16	1.02	Aa1 AA+
91282CEN7	US TREASURY 2.750 04/30/27	01/20/2023 01/20/2023	50,000.00	48,255.85 0.00	48,255.85	3.64	04/30/2027	365	98.99 49,496.09	1,240.24 48,255.85	0.17	Aa1 AA+
912828X88	US TREASURY 2.375 05/15/27	10/25/2024 10/28/2024	150,000.00	144,140.63 0.00	144,140.63	4.00	05/15/2027	380	98.56 147,837.89	3,697.26 144,140.63	0.51	Aa1 AA+
912828X88	US TREASURY 2.375 05/15/27	01/20/2023 01/23/2023	350,000.00	332,527.34 0.00	332,527.34	3.72	05/15/2027	380	98.56 344,955.08	12,427.74 332,527.34	1.18	Aa1 AA+
91282CET4	US TREASURY 2.625 05/31/27	01/20/2023 01/23/2023	350,000.00	336,000.00 0.00	336,000.00	3.69	05/31/2027	396	98.76 345,666.02	9,666.02 336,000.00	1.19	Aa1 AA+
91282CET4	US TREASURY 2.625 05/31/27	01/20/2023 01/20/2023	100,000.00	96,000.00 0.00	96,000.00	3.62	05/31/2027	396	98.76 98,761.72	2,761.72 96,000.00	0.34	Aa1 AA+
91282CEW7	US TREASURY 3.250 06/30/27	10/25/2024 10/28/2024	400,000.00	392,640.63 0.00	392,640.63	3.98	06/30/2027	426	99.35 397,406.25	4,765.62 392,640.63	1.36	Aa1 AA+
91282CEW7	US TREASURY 3.250 06/30/27	01/20/2023 01/23/2023	300,000.00	295,417.97 0.00	295,417.97	3.65	06/30/2027	426	99.35 298,054.69	2,636.72 295,417.97	1.02	Aa1 AA+
91282CFB2	US TREASURY 2.750 07/31/27	10/25/2024 10/28/2024	450,000.00	435,515.63 0.00	435,515.63	3.99	07/31/2027	457	98.68 444,076.17	8,560.54 435,515.63	1.52	Aa1 AA+
91282CFB2	US TREASURY 2.750 07/31/27	01/20/2023 01/23/2023	300,000.00	289,347.66 0.00	289,347.66	3.66	07/31/2027	457	98.68 296,050.78	6,703.12 289,347.66	1.02	Aa1 AA+
91282CFB2	US TREASURY 2.750 07/31/27	01/20/2023 01/20/2023	100,000.00	96,449.21 0.00	96,449.21	3.61	07/31/2027	457	98.68 98,683.59	2,234.38 96,449.21	0.34	Aa1 AA+
91282CLG4	US TREASURY 3.750 08/15/27	08/22/2025 08/25/2025	500,000.00	500,605.47 0.00	500,605.47	3.69	08/15/2027	472	99.87 499,335.94	(1,269.53) 500,605.47	1.71	Aa1 AA+
9128282R0	US TREASURY 2.250 08/15/27	10/25/2024 10/28/2024	350,000.00	333,962.89 0.00	333,962.89	4.00	08/15/2027	472	97.98 342,917.97	8,955.08 333,962.89	1.18	Aa1 AA+
9128282R0	US TREASURY 2.250 08/15/27	01/20/2023 01/23/2023	300,000.00	283,136.72 0.00	283,136.72	3.68	08/15/2027	472	97.98 293,929.69	10,792.97 283,136.72	1.01	Aa1 AA+
91282CFH9	US TREASURY 3.125 08/31/27	01/20/2023 01/23/2023	300,000.00	294,117.19 0.00	294,117.19	3.62	08/31/2027	488	99.05 297,164.06	3,046.87 294,117.19	1.02	Aa1 AA+
91282CFM8	US TREASURY 4.125 09/30/27	10/25/2024 10/28/2024	695,000.00	697,117.58 0.00	697,117.58	4.01	09/30/2027	518	100.35 697,416.21	298.63 697,117.58	2.39	Aa1 AA+

Position Statement

CUSIP	DESCRIPTION	TRADE DATE SETTLE DATE	PAR VALUE	PRINCIPAL COST PURCHASED INTEREST	TOTAL COST	YIELD TO MATURITY	MATURITY DATE	DAYS TO MATURITY	MARKET PRICE MARKET VALUE	UNREALIZED GAIN/LOSS BOOK VALUE	% OF MV	MOODY'S S&P RATING
91282CLQ2	US TREASURY 3.875 10/15/27	10/25/2024 10/28/2024	700,000.00	697,074.22 0.00	697,074.22	4.03	10/15/2027	533	100.00 700,027.34	2,953.12 697,074.22	2.40	Aa1 AA+
9128283F5	US TREASURY 2.250 11/15/27	01/20/2023 01/23/2023	300,000.00	282,398.44 0.00	282,398.44	3.66	11/15/2027	564	97.59 292,769.53	10,371.09 282,398.44	1.00	Aa1 AA+
9128284N7	US TREASURY 2.875 05/15/28	10/01/2025 10/02/2025	400,000.00	393,140.62 0.00	393,140.62	3.57	05/15/2028	746	98.01 392,031.25	(1,109.37) 393,140.62	1.35	Aa1 AA+
91282CNH0	US TREASURY 3.875 06/15/28	08/22/2025 08/25/2025	400,000.00	402,500.00 0.00	402,500.00	3.64	06/15/2028	777	99.98 399,906.25	(2,593.75) 402,500.00	1.37	Aa1 AA+
91282CNM9	US TREASURY 3.875 07/15/28	03/31/2026 04/01/2026	350,000.00	350,492.19 2,847.38	353,339.57	3.81	07/15/2028	807	99.96 349,863.28	(628.91) 350,492.19	1.20	Aa1 AA+
91282CNU1	US TREASURY 3.625 08/15/28	08/22/2025 08/25/2025	800,000.00	799,656.25 0.00	799,656.25	3.64	08/15/2028	838	99.41 795,312.50	(4,343.75) 799,656.25	2.73	Aa1 AA+
91282CNY3	US TREASURY 3.375 09/15/28	02/05/2026 02/06/2026	500,000.00	497,812.50 0.00	497,812.50	3.55	09/15/2028	869	98.81 494,062.50	(3,750.00) 497,812.50	1.70	Aa1 AA+
91282CPP0	US TREASURY 3.500 12/15/28	12/30/2025 12/31/2025	450,000.00	449,806.64 692.31	450,498.95	3.52	12/15/2028	960	99.00 445,500.00	(4,306.64) 449,806.64	1.53	Aa1 AA+
91282CQA2	US TREASURY 3.500 02/15/29	02/27/2026 03/02/2026	500,000.00	501,699.22 725.14	502,424.36	3.38	02/15/2029	1,022	98.93 494,648.44	(7,050.78) 501,699.22	1.70	Aa1 AA+
U.S. TREASURIES TOTAL			16,410,000.00	16,124,564.25 4,264.83	16,128,829.08	3.86		425	99.46 16,319,881.48	195,317.23 16,124,564.25	55.99	AA+
U.S. AGENCIES												
3130ANQB9	FHLBANKS 2.000 08/26/26	01/30/2023 01/31/2023	195,000.00	176,215.65 0.00	176,215.65	4.52	08/26/2026	118	99.40 193,830.00	17,614.35 176,215.65	0.67	Aa1 AA+
3130ANX39	FHLBANKS 1.625 09/30/26	01/30/2023 01/31/2023	195,000.00	174,950.10 0.00	174,950.10	4.50	09/30/2026	153	99.12 193,274.25	18,324.15 174,950.10	0.66	Aa1 AA+
3133EN7A2	FED FARM CR BNKS 3.625 10/26/26	01/20/2023 01/26/2023	300,000.00	298,398.00 0.00	298,398.00	3.79	10/26/2026	179	99.93 299,775.00	1,377.00 298,398.00	1.03	Aa1 AA+
3133EN7A2	FED FARM CR BNKS 3.625 10/26/26	01/20/2023 01/20/2023	100,000.00	99,466.00 0.00	99,466.00	3.78	10/26/2026	179	99.93 99,925.00	459.00 99,466.00	0.34	Aa1 AA+
3130ATVE4	FHLBANKS 4.500 12/11/26	01/30/2023 01/31/2023	215,000.00	219,549.40 0.00	219,549.40	3.86	12/11/2026	225	100.40 215,855.70	(3,693.70) 219,549.40	0.74	Aa1 AA+
3130AQRH8	FHLBANKS 2.000 02/25/27 '25	01/25/2023 01/26/2023	450,000.00	416,169.00 0.00	416,169.00	4.15	02/25/2027	301	98.30 442,363.50	26,194.50 416,169.00	1.52	Aa1 AA+
3130AQRH8	FHLBANKS 2.000 02/25/27 '25	01/25/2023 01/25/2023	125,000.00	115,602.50 0.00	115,602.50	4.01	02/25/2027	301	98.30 122,878.75	7,276.25 115,602.50	0.42	Aa1 AA+
3130ALCE2	FHLBANKS 0.920 02/26/27 '25	10/25/2024 10/28/2024	740,000.00	688,059.40 0.00	688,059.40	4.11	02/26/2027	302	97.58 722,114.20	34,054.80 688,059.40	2.48	Aa1 AA+
3130AQZL0	FHLBANKS 2.200 03/04/27 '25	01/30/2023 01/31/2023	285,000.00	264,589.73 0.00	264,589.73	4.24	03/04/2027	308	98.49 280,693.65	16,103.92 264,589.73	0.96	Aa1 AA+
3133EN6V7	FED FARM CR BNKS 3.625 04/26/27	01/20/2023 01/26/2023	250,000.00	249,200.00 0.00	249,200.00	3.71	04/26/2027	361	99.78 249,460.00	260.00 249,200.00	0.86	Aa1 AA+
3133EN5N6	FED FARM CR BNKS 4.000 01/06/28	01/26/2023 01/30/2023	350,000.00	355,623.10 0.00	355,623.10	3.62	01/06/2028	616	100.10 350,353.50	(5,269.60) 355,623.10	1.20	Aa1 AA+
3133EN5N6	FED FARM CR BNKS 4.000 01/06/28	01/26/2023 01/26/2023	100,000.00	101,606.60 0.00	101,606.60	3.64	01/06/2028	616	100.10 100,101.00	(1,505.60) 101,606.60	0.34	Aa1 AA+

Position Statement

CUSIP	DESCRIPTION	TRADE DATE SETTLE DATE	PAR VALUE	PRINCIPAL COST PURCHASED INTEREST	TOTAL COST	YIELD TO MATURITY	MATURITY DATE	DAYS TO MATURITY	MARKET PRICE MARKET VALUE	UNREALIZED GAIN/LOSS BOOK VALUE	% OF MV	MOODY'S S&P RATING
3130ALZW7	FHLBANKS 1.700 04/28/28	08/22/2025 08/25/2025	200,000.00	189,974.50 0.00	189,974.50	3.68	04/28/2028	729	95.32 190,648.00	673.50 189,974.50	0.65	Aa1 AA+
3133EL5U4	FED FARM CRBNKS 1.120 09/01/28 '25	12/23/2025 12/24/2025	400,000.00	374,080.00 0.00	374,080.00	3.68	09/01/2028	855	93.24 372,972.00	(1,108.00) 374,080.00	1.28	Aa1 AA+
3133ENLR9	FED FARM CR BNKS 2.000 01/24/29 '25	02/02/2026 02/03/2026	750,000.00	714,687.00 375.00	715,062.00	3.69	01/24/2029	1,000	94.46 708,457.50	(6,229.50) 714,687.00	2.43	Aa1 AA+
U.S. AGENCIES TOTAL			4,655,000.00	4,438,170.98 375.00	4,438,545.98	3.92		480	97.64 4,542,702.05	104,531.07 4,438,170.98	15.59	AA+
CORPORATE BONDS												
46625HRV4	JP MORGAN 2.950 10/01/26 '26	08/21/2025 08/22/2025	500,000.00	493,745.00 0.00	493,745.00	4.11	10/01/2026	154	99.59 497,950.00	4,205.00 493,745.00	1.71	A1 A
89236TJV8	TOYOTA MOTOR CRD 1.900 01/13/27 MTN	08/21/2025 08/22/2025	500,000.00	485,100.00 0.00	485,100.00	4.12	01/13/2027	258	98.46 492,300.00	7,200.00 485,100.00	1.69	A1 A+
91159HHR4	US BANCORP 3.150 04/27/27 '27 MTN	08/21/2025 08/22/2025	500,000.00	492,455.00 0.00	492,455.00	4.09	04/27/2027	362	99.17 495,850.00	3,395.00 492,455.00	1.70	A3 A
74432QCC7	PRUDENTIAL FINL 3.878 03/27/28 '28 MTN	04/23/2026 04/24/2026	600,000.00	598,350.00 1,745.10	600,095.10	4.03	03/27/2028	697	99.34 596,058.00	(2,292.00) 598,350.00	2.05	A3 A
91159HHS2	US BANCORP 3.900 04/26/28 '28 MTN	08/21/2025 08/22/2025	600,000.00	597,606.00 0.00	597,606.00	4.06	04/26/2028	727	99.39 596,358.00	(1,248.00) 597,606.00	2.05	A3 A
24422EYD5	JOHN DEERE CAP 4.250 06/05/28 MTN	08/21/2025 08/22/2025	400,000.00	402,172.00 0.00	402,172.00	4.04	06/05/2028	767	100.28 401,128.00	(1,044.00) 402,172.00	1.38	A1 A
14913UBB5	CTRPLLR FIN SERV 4.100 08/15/28 MTN	09/29/2025 09/30/2025	800,000.00	804,064.00 0.00	804,064.00	3.91	08/15/2028	838	99.98 799,800.00	(4,264.00) 804,064.00	2.74	A1 A
532457DB1	LILLY 4.000 10/15/28 '28	11/17/2025 11/18/2025	585,000.00	587,082.60 0.00	587,082.60	3.86	10/15/2028	899	99.80 583,835.85	(3,246.75) 587,082.60	2.00	Aa3 AA-
69371RU20	PACCAR 4.000 11/07/28 MTN	11/17/2025 11/18/2025	600,000.00	601,158.00 733.33	601,891.33	3.93	11/07/2028	922	99.58 597,474.00	(3,684.00) 601,158.00	2.05	A1 A+
CORPORATE BONDS TOTAL			5,085,000.00	5,061,732.60 2,478.43	5,064,211.03	4.01		649	99.53 5,060,753.85	(978.75) 5,061,732.60	17.36	A
CHAMPAIGN COUNTY TOTAL			29,386,285.55	28,787,527.54 7,118.26	28,794,645.80	3.91		430	29,145,262.37	357,734.83 28,787,527.54	100.00	AA-
GRAND TOTAL			29,386,285.55	28,787,527.54 7,118.26	28,794,645.80	3.91		430	29,145,262.37	357,734.83 28,787,527.54	100.00	AA-

Transaction Statement

CHAMPAIGN COUNTY									
	TRADE DATE	SETTLE DATE	CUSIP	DESCRIPTION	PAR VALUE	PRINCIPAL COST	PURCHASED INTEREST	TOTAL	PURCHASE YIELD
BUY									
	03/31/2026	04/01/2026	91282CNM9	US TREASURY 3.875 07/15/28	350,000.00	350,492.19	2,847.38	(353,339.57)	3.81
	04/23/2026	04/24/2026	74432QCC7	PRUDENTIAL FINL 3.878 03/27/28 '27 MTN	600,000.00	598,350.00	1,745.10	(600,095.10)	4.03
BUY TOTAL					950,000.00	948,842.19	4,592.48	(953,434.67)	3.95
	TRADE DATE	SETTLE DATE	CUSIP	DESCRIPTION	PAR VALUE	BOOK VALUE		TOTAL	NET REALIZED GAIN/LOSS
MATURITY									
	04/01/2026	04/01/2026	46625HQW3	JPMORGAN CHASE & CO 3.3 04/01/2026	(200,000.00)	196,084.00		200,000.00	3,916.00
	04/20/2026	04/20/2026	62479MDL4	MUFG Bank, Ltd., New York Branch 0.0 04/20/2026	(500,000.00)	486,414.17		500,000.00	13,585.83
	04/30/2026	04/30/2026	9128286S4	UNITED STATES TREASURY 2.375 04/30/2026	(500,000.00)	481,128.91		500,000.00	18,871.09
MATURITY TOTAL					(1,200,000.00)	1,163,627.08		1,200,000.00	36,372.92

Income/Dividend Received

IDENTIFIER	DESCRIPTION	PAYMENT DATE	POST DATE	INTEREST/DIVIDENDS RECEIVED
US BANK				
31846V567	FIRST AMER:GVT OBLG;Z	03/31/2026	04/01/2026	521.27
46625HQW3	JPMORGAN CHASE & CO 3.3 04/01/2026	04/01/2026	04/01/2026	3,300.00
46625HRV4	JP MORGAN 2.950 10/01/26 '26	04/01/2026	04/01/2026	7,375.00
91282CLQ2	US TREASURY 3.875 10/15/27	04/15/2026	04/15/2026	13,562.50
532457DB1	LILLY 4.000 10/15/28 '28	04/15/2026	04/15/2026	15,275.00
91159HHR4	US BANCORP 3.150 04/27/27 '27 MTN	04/27/2026	04/27/2026	7,875.00
3133EN7A2	FED FARM CR BNKS 3.625 10/26/26	04/26/2026	04/27/2026	7,250.00
3133EN6V7	FED FARM CR BNKS 3.625 04/26/27	04/26/2026	04/27/2026	4,531.25
91159HHS2	US BANCORP 3.900 04/26/28 '28 MTN	04/26/2026	04/27/2026	11,700.00
3130ALZW7	FHLBANKS 1.700 04/28/28	04/28/2026	04/28/2026	1,700.00
9128286S4	UNITED STATES TREASURY 2.375 04/30/2026	04/30/2026	04/30/2026	5,937.50
912828YQ7	US TREASURY 1.625 10/31/26	04/30/2026	04/30/2026	3,046.88
91282CEN7	US TREASURY 2.750 04/30/27	04/30/2026	04/30/2026	9,625.00
US BANK - TOTAL				91,699.40
TOTAL				91,699.40

Contribution/Withdrawals and Expenses

	POST DATE	PAR VALUE	TOTAL
CHAMPAIGN COUNTY			
CUSTODY FEE			
	04/24/2026	(181.24)	(181.24)
CUSTODY FEE TOTAL		(181.24)	(181.24)
MANAGEMENT FEE			
	04/30/2026	(1,972.23)	(1,972.23)
MANAGEMENT FEE TOTAL		(1,972.23)	(1,972.23)

Projected Income

For the Period May 01, 2026 to April 30, 2027

CUSIP	DESCRIPTION	POST DATE	AMOUNT
69371RU20	PACCAR 4.000 11/07/28 MTN	05/07/2026	12,000.00
912828U24	US TREASURY 2.000 11/15/26	05/15/2026	7,000.00
91282CHB0	US TREASURY 3.625 05/15/26	05/15/2026	1,585.94
22533UEF6	CREDIT AGR NY 05/15/26	05/15/2026	29,889.17
9128284N7	US TREASURY 2.875 05/15/28	05/15/2026	5,750.00
91282CHB0	US TREASURY 3.625 05/15/26	05/15/2026	3,625.00
912828X88	US TREASURY 2.375 05/15/27	05/15/2026	5,937.50
9128283F5	US TREASURY 2.250 11/15/27	05/15/2026	3,375.00
13607FEJ1	CDN IMPERIAL 05/18/26	05/18/2026	30,187.78
9128286X3	US TREASURY 2.125 05/31/26	05/31/2026	21,917.96
MAY 2026 TOTAL			121,268.35
9128286X3	US TREASURY 2.125 05/31/26	06/01/2026	5,312.50
91282CET4	US TREASURY 2.625 05/31/27	06/01/2026	5,906.25
24422EYD5	JOHN DEERE CAP 4.250 06/05/28 MTN	06/05/2026	8,500.00
3130ATVE4	FHLBANKS 4.500 12/11/26	06/11/2026	4,837.50
91282CNH0	US TREASURY 3.875 06/15/28	06/15/2026	7,750.00
91282CPP0	US TREASURY 3.500 12/15/28	06/15/2026	7,875.00
91282CHH7	US TREASURY 4.125 06/15/26	06/15/2026	140.63
91282CHH7	US TREASURY 4.125 06/15/26	06/15/2026	6,187.50
91282CJP7	US TREASURY 4.375 12/15/26	06/15/2026	10,718.75
9128287B0	US TREASURY 1.875 06/30/26	06/30/2026	22,719.73
91282CEW7	US TREASURY 3.250 06/30/27	06/30/2026	11,375.00
9128287B0	US TREASURY 1.875 06/30/26	06/30/2026	3,515.63
JUN 2026 TOTAL			94,838.49
3133EN5N6	FED FARM CR BNKS 4.000 01/06/28	07/06/2026	9,000.00
89236TJV8	TOYOTA MOTOR CRD 1.900 01/13/27 MTN	07/13/2026	4,750.00
91282CNM9	US TREASURY 3.875 07/15/28	07/15/2026	6,781.25
91282CHM6	US TREASURY 4.500 07/15/26	07/15/2026	9,000.00

Projected Income

For the Period May 01, 2026 to April 30, 2027

CUSIP	DESCRIPTION	POST DATE	AMOUNT
91282CHM6	US TREASURY 4.500 07/15/26	07/15/2026	(2,187.50)
91282CJT9	US TREASURY 4.000 01/15/27	07/15/2026	19,000.00
3133ENLR9	FED FARM CR BNKS 2.000 01/24/29 '25	07/24/2026	7,500.00
912828Y95	US TREASURY 1.875 07/31/26	07/31/2026	18,168.75
912828Y95	US TREASURY 1.875 07/31/26	07/31/2026	2,671.88
91282CFB2	US TREASURY 2.750 07/31/27	07/31/2026	11,687.50
JUL 2026 TOTAL			86,371.88
91282CHU8	US TREASURY 4.375 08/15/26	08/15/2026	(2,146.29)
91282CQA2	US TREASURY 3.500 02/15/29	08/17/2026	8,750.00
91282CKA8	US TREASURY 4.125 02/15/27	08/17/2026	8,146.88
14913UBB5	CTRPLLR FIN SERV 4.100 08/15/28 MTN	08/17/2026	16,400.00
91282CLG4	US TREASURY 3.750 08/15/27	08/17/2026	9,375.00
91282CHU8	US TREASURY 4.375 08/15/26	08/17/2026	10,828.13
9128282R0	US TREASURY 2.250 08/15/27	08/17/2026	7,312.50
91282CNU1	US TREASURY 3.625 08/15/28	08/17/2026	14,500.00
3130AQRH8	FHLBANKS 2.000 02/25/27 '25	08/25/2026	5,750.00
3130ANQB9	FHLBANKS 2.000 08/26/26	08/26/2026	1,950.00
3130ALCE2	FHLBANKS 0.920 02/26/27 '25	08/26/2026	3,404.00
3130ANQB9	FHLBANKS 2.000 08/26/26	08/26/2026	18,784.35
91282CFH9	US TREASURY 3.125 08/31/27	08/31/2026	4,687.50
AUG 2026 TOTAL			107,742.06
3133EL5U4	FED FARM CR BNKS 1.120 09/01/28 '25	09/01/2026	2,240.00
3130AQZL0	FHLBANKS 2.200 03/04/27 '25	09/04/2026	3,135.00
91282CNY3	US TREASURY 3.375 09/15/28	09/15/2026	8,437.50
91282CKE0	US TREASURY 4.250 03/15/27	09/15/2026	14,875.00
74432QCC7	PRUDENTIAL FINL 3.878 03/27/28 '27 MTN	09/28/2026	11,634.00
91282CLP4	US TREASURY 3.500 09/30/26	09/30/2026	8,750.00
91282CLP4	US TREASURY 3.500 09/30/26	09/30/2026	5,585.93

Projected Income

For the Period May 01, 2026 to April 30, 2027

CUSIP	DESCRIPTION	POST DATE	AMOUNT
91282CFM8	US TREASURY 4.125 09/30/27	09/30/2026	14,334.38
3130ANX39	FHLBANKS 1.625 09/30/26	09/30/2026	20,049.90
3130ANX39	FHLBANKS 1.625 09/30/26	09/30/2026	1,584.38
SEP 2026 TOTAL			90,626.08
46625HRV4	JP MORGAN 2.950 10/01/26 '26	10/01/2026	6,255.00
46625HRV4	JP MORGAN 2.950 10/01/26 '26	10/01/2026	7,375.00
91282CLQ2	US TREASURY 3.875 10/15/27	10/15/2026	13,562.50
532457DB1	LILLY 4.000 10/15/28 '28	10/15/2026	11,700.00
3133EN6V7	FED FARM CR BNKS 3.625 04/26/27	10/26/2026	4,531.25
91159HHS2	US BANCORP 3.900 04/26/28 '28 MTN	10/26/2026	11,700.00
3133EN7A2	FED FARM CR BNKS 3.625 10/26/26	10/26/2026	7,250.00
3133EN7A2	FED FARM CR BNKS 3.625 10/26/26	10/26/2026	2,136.00
91159HHR4	US BANCORP 3.150 04/27/27 '27 MTN	10/27/2026	7,875.00
3130ALZW7	FHLBANKS 1.700 04/28/28	10/28/2026	1,700.00
912828YQ7	US TREASURY 1.625 10/31/26	10/31/2026	27,846.69
OCT 2026 TOTAL			101,931.44
91282CEN7	US TREASURY 2.750 04/30/27	11/02/2026	9,625.00
912828YQ7	US TREASURY 1.625 10/31/26	11/02/2026	3,046.88
69371RU20	PACCAR 4.000 11/07/28 MTN	11/09/2026	12,000.00
912828U24	US TREASURY 2.000 11/15/26	11/15/2026	33,558.59
9128284N7	US TREASURY 2.875 05/15/28	11/16/2026	5,750.00
912828X88	US TREASURY 2.375 05/15/27	11/16/2026	5,937.50
9128283F5	US TREASURY 2.250 11/15/27	11/16/2026	3,375.00
912828U24	US TREASURY 2.000 11/15/26	11/16/2026	7,000.00
53948BLK3	LLOYDS BK NY BR 11/19/26	11/19/2026	13,148.89
91282CET4	US TREASURY 2.625 05/31/27	11/30/2026	5,906.25
NOV 2026 TOTAL			99,348.11
24422EYD5	JOHN DEERE CAP 4.250 06/05/28 MTN	12/07/2026	8,500.00

Projected Income

For the Period May 01, 2026 to April 30, 2027

CUSIP	DESCRIPTION	POST DATE	AMOUNT
3130ATVE4	FHLBANKS 4.500 12/11/26	12/11/2026	(4,549.40)
3130ATVE4	FHLBANKS 4.500 12/11/26	12/11/2026	4,837.50
91282CNH0	US TREASURY 3.875 06/15/28	12/15/2026	7,750.00
91282CPP0	US TREASURY 3.500 12/15/28	12/15/2026	7,875.00
91282CJP7	US TREASURY 4.375 12/15/26	12/15/2026	(3,024.21)
91282CJP7	US TREASURY 4.375 12/15/26	12/15/2026	10,718.75
91282CEW7	US TREASURY 3.250 06/30/27	12/31/2026	11,375.00
DEC 2026 TOTAL			43,482.64
3133EN5N6	FED FARM CR BNKS 4.000 01/06/28	01/06/2027	9,000.00
89236TJV8	TOYOTA MOTOR CRD 1.900 01/13/27 MTN	01/13/2027	4,750.00
89236TJV8	TOYOTA MOTOR CRD 1.900 01/13/27 MTN	01/13/2027	14,900.00
91282CNM9	US TREASURY 3.875 07/15/28	01/15/2027	6,781.25
91282CJT9	US TREASURY 4.000 01/15/27	01/15/2027	(773.43)
91282CJT9	US TREASURY 4.000 01/15/27	01/15/2027	19,000.00
3133ENLR9	FED FARM CR BNKS 2.000 01/24/29 '25	01/25/2027	7,500.00
JAN 2027 TOTAL			61,157.82
91282CFB2	US TREASURY 2.750 07/31/27	02/01/2027	11,687.50
91282CKA8	US TREASURY 4.125 02/15/27	02/15/2027	(648.05)
14913UBB5	CTRPLLR FIN SERV 4.100 08/15/28 MTN	02/16/2027	16,400.00
91282CLG4	US TREASURY 3.750 08/15/27	02/16/2027	9,375.00
91282CNU1	US TREASURY 3.625 08/15/28	02/16/2027	14,500.00
9128282R0	US TREASURY 2.250 08/15/27	02/16/2027	7,312.50
91282CQA2	US TREASURY 3.500 02/15/29	02/16/2027	8,750.00
91282CKA8	US TREASURY 4.125 02/15/27	02/16/2027	8,146.88
3130AQRH8	FHLBANKS 2.000 02/25/27 '25	02/25/2027	43,228.50
3130AQRH8	FHLBANKS 2.000 02/25/27 '25	02/25/2027	5,750.00
3130ALCE2	FHLBANKS 0.920 02/26/27 '25	02/26/2027	51,940.60
3130ALCE2	FHLBANKS 0.920 02/26/27 '25	02/26/2027	3,404.00

Projected Income

For the Period May 01, 2026 to April 30, 2027

CUSIP	DESCRIPTION	POST DATE	AMOUNT
FEB 2027 TOTAL			179,846.93
91282CFH9	US TREASURY 3.125 08/31/27	03/01/2027	4,687.50
3133EL5U4	FED FARM CR BNKS 1.120 09/01/28 '25	03/01/2027	2,240.00
3130AQZL0	FHLBANKS 2.200 03/04/27 '25	03/04/2027	3,135.00
3130AQZL0	FHLBANKS 2.200 03/04/27 '25	03/04/2027	20,410.27
91282CNY3	US TREASURY 3.375 09/15/28	03/15/2027	8,437.50
91282CKE0	US TREASURY 4.250 03/15/27	03/15/2027	14,875.00
91282CKE0	US TREASURY 4.250 03/15/27	03/15/2027	(3,226.56)
74432QCC7	PRUDENTIAL FINL 3.878 03/27/28 '27 MTN	03/29/2027	11,634.00
91282CFM8	US TREASURY 4.125 09/30/27	03/31/2027	14,334.38
MAR 2027 TOTAL			76,527.09
91282CLQ2	US TREASURY 3.875 10/15/27	04/15/2027	13,562.50
532457DB1	LILLY 4.000 10/15/28 '28	04/15/2027	11,700.00
3133EN6V7	FED FARM CR BNKS 3.625 04/26/27	04/26/2027	4,531.25
91159HHS2	US BANCORP 3.900 04/26/28 '28 MTN	04/26/2027	11,700.00
3133EN6V7	FED FARM CR BNKS 3.625 04/26/27	04/26/2027	800.00
91159HHR4	US BANCORP 3.150 04/27/27 '27 MTN	04/27/2027	7,875.00
91159HHR4	US BANCORP 3.150 04/27/27 '27 MTN	04/27/2027	7,545.00
3130ALZW7	FHLBANKS 1.700 04/28/28	04/28/2027	1,700.00
91282CEN7	US TREASURY 2.750 04/30/27	04/30/2027	9,625.00
APR 2027 TOTAL			69,038.75
GRAND TOTAL			1,132,179.62

Disclosure

Meeder provides monthly statements for its investment management clients to provide information about the investment portfolio. The information should not be used for audit or confirmation purposes. Please review your custodial statements and report any inaccuracies or discrepancies.

Certain information and data has been supplied by unaffiliated third parties. Although Meeder believes the information is reliable, it cannot warrant the accuracy of information offered by third parties. Market value may reflect prices received from pricing vendors when current market quotations are not available. Prices may not reflect firm bids or offers and may differ from the value at which the security can be sold.

Statements may include positions from unmanaged accounts provided for reporting purposes. Unmanaged accounts are managed directly by the client and are not included in the accounts managed by Meeder. This information is provided as a client convenience and Meeder assumes no responsibility for performance of these accounts or the accuracy of the data reported.

Investing involves risk. Past performance is no guarantee of future results. Debt and fixed income securities are subject to credit and interest rate risk. The investment return and principal value of an investment will fluctuate so that an investors shares, when redeemed, may be worth more or less than their original cost. Current performance may be lower or higher than the performance data quoted.

Meeder Public Funds, Inc. is a registered investment adviser and affiliate of Meeder Investment Management, Inc. Investment advisory services are provided through Meeder Public Funds, Inc. Please contact us if you would like to receive a copy of our current ADV disclosure brochure or privacy policy.

© 2026 Meeder Investment Management

meederpublicfunds.com | 866.633.3371



Champaign County Combined Highway

Investment Report

As of April 30, 2026



M E E D E R

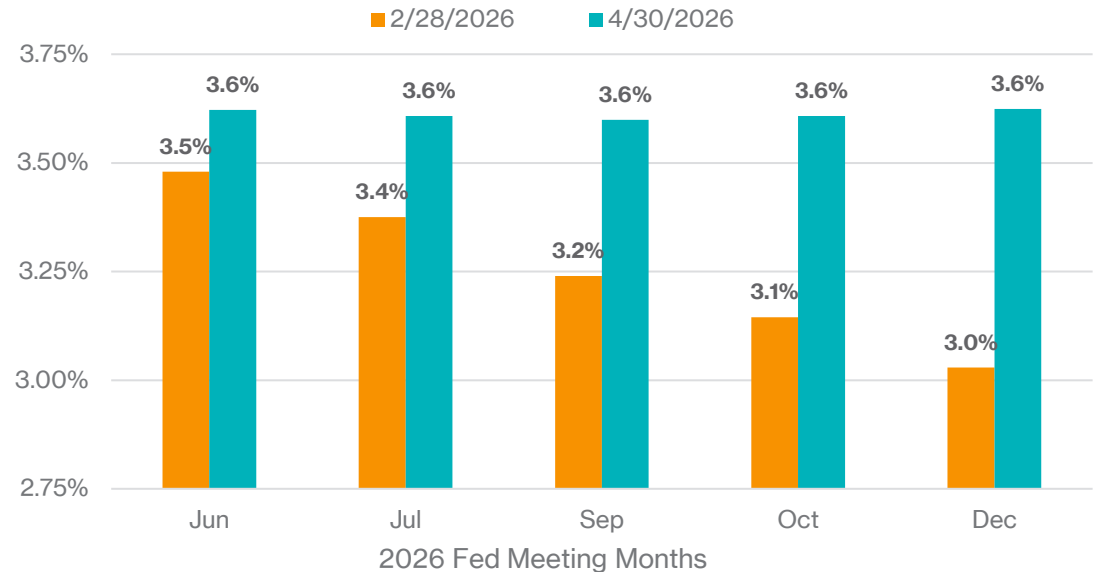
PUBLIC FUNDS

OBSERVATIONS AND EXPECTATIONS

- Interest rates were generally higher for April, primarily due to increases of inflation
- The Fed Funds futures market is looking for the Fed to hold rates steady during 2026
- Economic growth for the first quarter of 2026 was 2.0%, much better than Q425's 0.5%
- Fed Chair Powell recently said the labor market is a "zero employment growth equilibrium"

- At the end of February (prior to the Iran conflict), the futures market was pricing in approximately 2.5 quarter point cuts by December 2026.
- At the end of April, futures market data are projecting the Fed to be on hold this year.

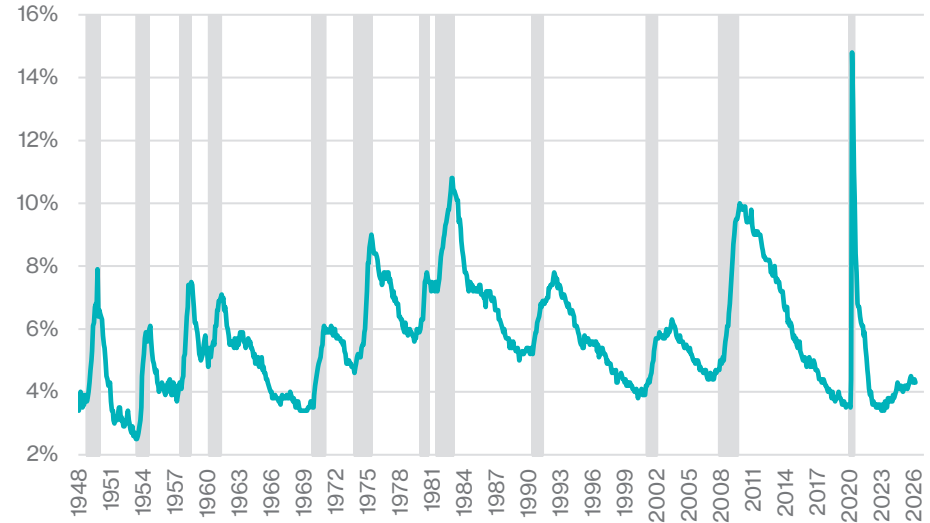
Fed Funds Futures Rates



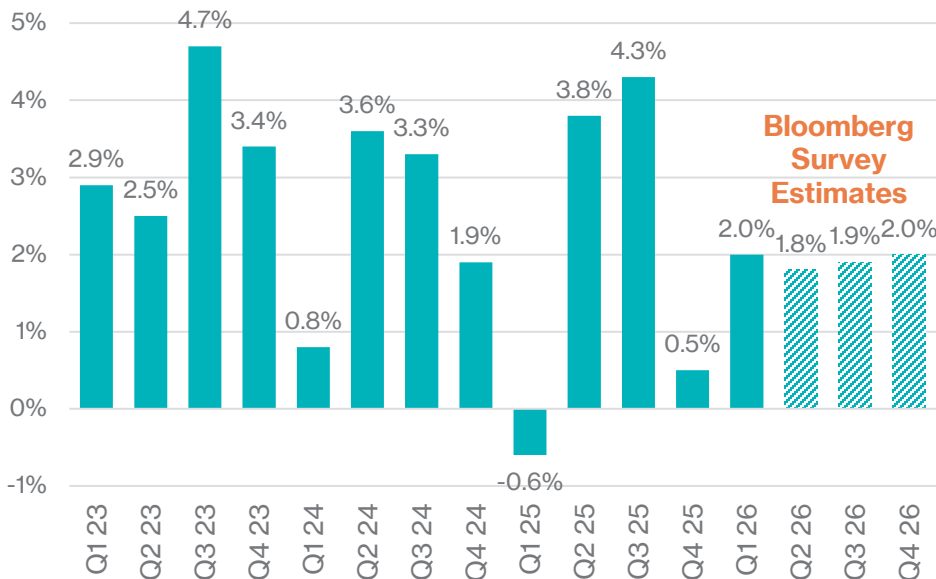
- The current unemployment rate of 4.3% has declined slightly from last year and remains low by historical standards.
- The Federal Reserve's NAIUR (Non-Accelerating Inflation Rate of Unemployment) is a theoretical, estimated unemployment rate of 4.2%, at which inflation remains stable. Thus, a primary reason the market is expecting no Fed moves this year.

SOURCE: BLOOMBERG, FEDERAL RESERVE, SHADED AREAS ARE RECESSIONS

U.S. Unemployment Rate



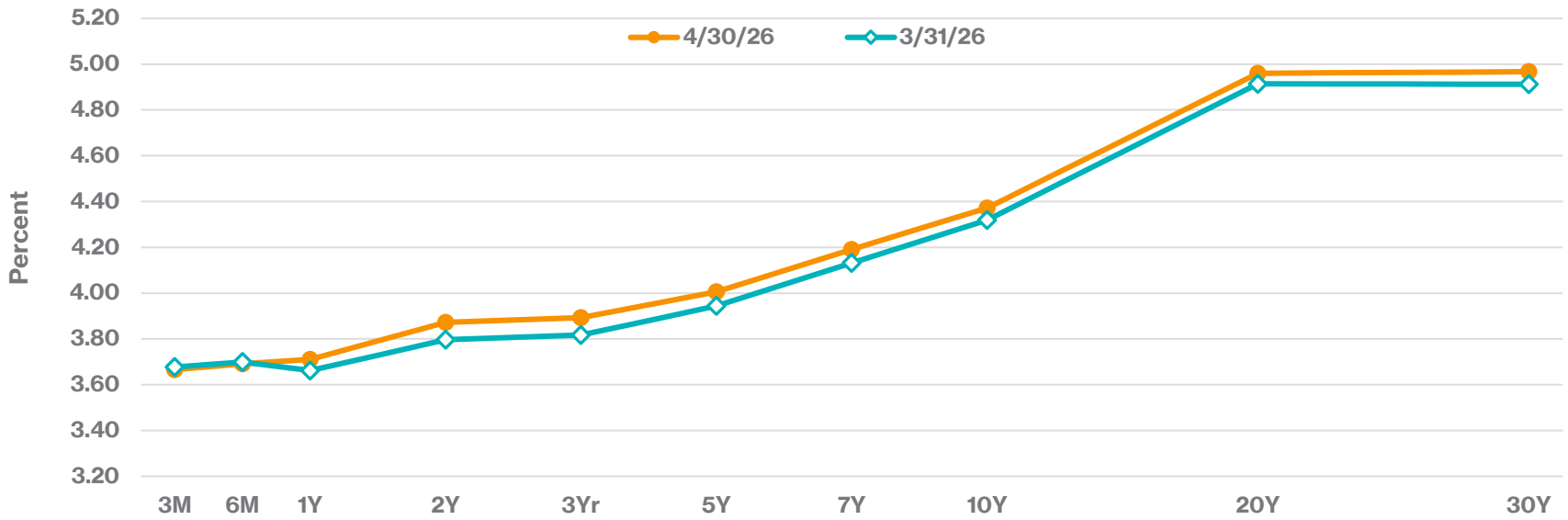
Real GDP QoQ



- Economists surveyed by Bloomberg are expecting positive economic growth for 2026.
- The Iran conflict has pushed energy and other prices higher, which may crimp consumer spending this year.
- Bloomberg's forecast model has a 30% chance of recession this year

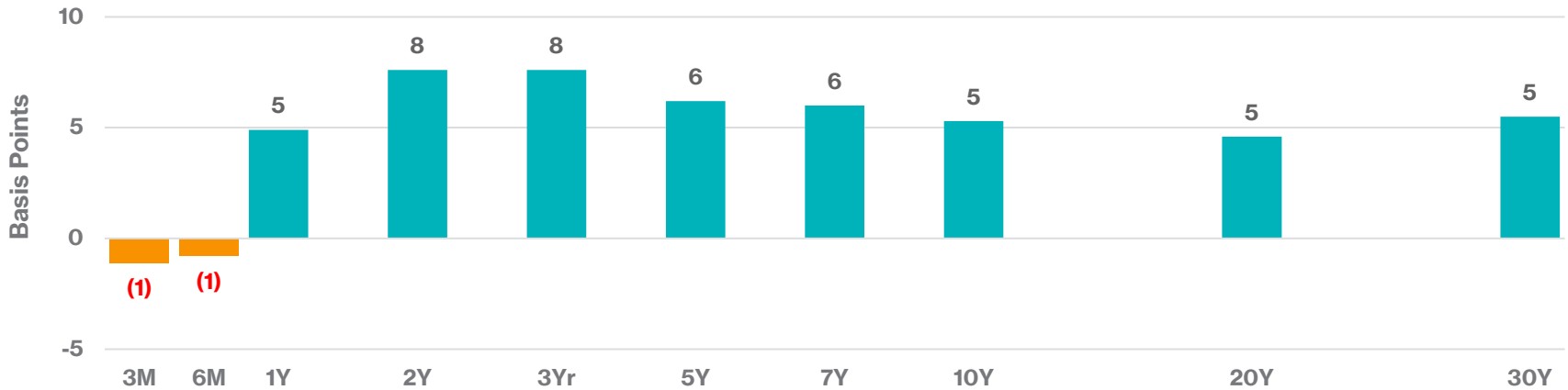
SOURCE: BLOOMBERG

U.S. Treasury Yield Curve Change



SOURCES: BLOOMBERG

Basis Point Change



SOURCES: BLOOMBERG

Contents

Portfolio Summary	6
Position Statement	7
Transaction Statement	10
Income/Dividend Received	11
Contribution/Withdrawals and Expenses	12
Projected Income	13

Portfolio Summary

3.78

Weighted Average Yield to Maturity

1.28

Weighted Average Maturity (Years)

1.21

Portfolio Effective Duration (Years)

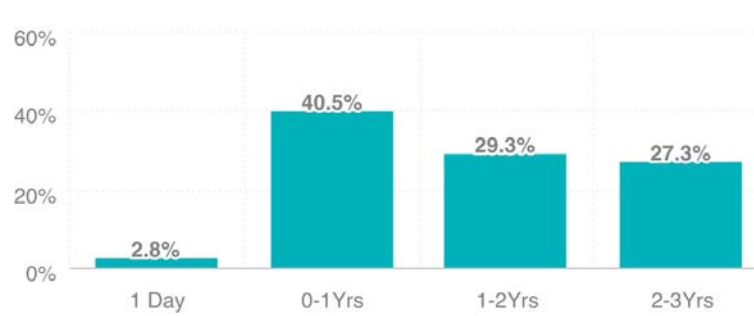
1.28

Weighted Average Life (Years)

AA

Average Credit Rating

Maturity Distribution



Sector Allocation



U.S. Treasuries	52.88%
U.S. Agencies	21.66%
Corporate Bonds	15.86%
Commercial Paper	6.79%
Money Market Funds	2.81%



MEEDER
PUBLIC FUNDS

Custodial Reconciliation

	CURRENT MONTH
Beginning	11,497,864.08
Contributions/Withdrawals	0.00
Management Fees	(795.79)
Custodian Fees	(73.20)
Realized Gains Losses	10,986.33
Purchased Interest	(2,847.38)
Interest Received	32,832.84
ENDING	11,537,966.88

Projected Monthly Income Schedule



Position Statement

CUSIP	DESCRIPTION	TRADE DATE SETTLE DATE	PAR VALUE	PRINCIPAL COST PURCHASED INTEREST	TOTAL COST	YIELD TO MATURITY	MATURITY DATE	DAYS TO MATURITY	MARKET PRICE MARKET VALUE	UNREALIZED GAIN/LOSS BOOK VALUE	% OF MV	MOODY'S S&P RATING
CHAMPAIGN COUNTY												
MONEY MARKET FUNDS												
31846V567	FIRST AMER:GVT OBLG;Z	04/30/2026 04/30/2026	330,476.54	330,476.54 0.00	330,476.54	3.54		1	1.00 330,476.54	0.00 330,476.54	2.81	Aaa AAA
MONEY MARKET FUNDS TOTAL			330,476.54	330,476.54 0.00	330,476.54	3.54		1	1.00 330,476.54	0.00 330,476.54	2.81	AAA
COMMERCIAL PAPER												
22533UEF6	CREDIT AGRIN Y 05/15/26	08/20/2025 08/21/2025	400,000.00	388,044.33 0.00	388,044.33	4.15	05/15/2026	15	99.84 399,373.11	11,328.78 388,044.33	3.40	P-1 A-1
13607FEJ1	CDN IMPERIAL 05/18/26	08/21/2025 08/22/2025	400,000.00	387,924.89 0.00	387,924.89	4.17	05/18/2026	18	99.81 399,236.89	11,312.00 387,924.89	3.40	P-1 A-1
COMMERCIAL PAPER TOTAL			800,000.00	775,969.22 0.00	775,969.22	4.16		16	99.83 798,610.00	22,640.78 775,969.22	6.79	A-1
U.S. TREASURIES												
9128286X3	US TREASURY 2.125 05/31/26	01/20/2023 01/23/2023	250,000.00	237,294.92 0.00	237,294.92	3.75	05/31/2026	31	99.85 249,619.14	12,324.22 237,294.92	2.12	Aa1 AA+
9128287B0	US TREASURY 1.875 06/30/26	01/23/2023 01/24/2023	250,000.00	234,853.52 0.00	234,853.52	3.77	06/30/2026	61	99.70 249,248.05	14,394.53 234,853.52	2.12	Aa1 AA+
912828Y95	US TREASURY 1.875 07/31/26	01/30/2023 01/31/2023	255,000.00	238,743.75 0.00	238,743.75	3.84	07/31/2026	92	99.54 253,834.57	15,090.82 238,743.75	2.16	Aa1 AA+
912828Y95	US TREASURY 1.875 07/31/26	01/30/2023 01/30/2023	80,000.00	74,900.00 0.00	74,900.00	3.84	07/31/2026	92	99.54 79,634.38	4,734.38 74,900.00	0.68	Aa1 AA+
912828YQ7	US TREASURY 1.625 10/31/26	01/23/2023 01/24/2023	250,000.00	231,435.55 0.00	231,435.55	3.76	10/31/2026	184	98.95 247,373.05	15,937.50 231,435.55	2.10	Aa1 AA+
912828U24	US TREASURY 2.000 11/15/26	01/20/2023 01/23/2023	250,000.00	235,107.42 0.00	235,107.42	3.69	11/15/2026	199	99.09 247,714.85	12,607.43 235,107.42	2.11	Aa1 AA+
912828U24	US TREASURY 2.000 11/15/26	01/20/2023 01/20/2023	100,000.00	94,042.96 0.00	94,042.96	3.69	11/15/2026	199	99.09 99,085.94	5,042.98 94,042.96	0.84	Aa1 AA+
91282CEN7	US TREASURY 2.750 04/30/27	01/20/2023 01/23/2023	250,000.00	241,279.30 0.00	241,279.30	3.64	04/30/2027	365	98.99 247,480.47	6,201.17 241,279.30	2.11	Aa1 AA+
912828X88	US TREASURY 2.375 05/15/27	01/20/2023 01/23/2023	250,000.00	237,519.53 0.00	237,519.53	3.64	05/15/2027	380	98.56 246,396.49	8,876.96 237,519.53	2.10	Aa1 AA+
91282CET4	US TREASURY 2.625 05/31/27	01/20/2023 01/23/2023	300,000.00	288,000.00 0.00	288,000.00	3.63	05/31/2027	396	98.76 296,285.16	8,285.16 288,000.00	2.52	Aa1 AA+
91282CKV2	US TREASURY 4.625 06/15/27	08/22/2025 08/25/2025	250,000.00	253,935.55 0.00	253,935.55	3.71	06/15/2027	411	100.89 252,226.56	(1,708.99) 253,935.55	2.15	Aa1 AA+
91282CEW7	US TREASURY 3.250 06/30/27	01/20/2023 01/23/2023	290,000.00	285,570.70 0.00	285,570.70	3.63	06/30/2027	426	99.35 288,119.53	2,548.83 285,570.70	2.45	Aa1 AA+
91282CFB2	US TREASURY 2.750 07/31/27	01/20/2023 01/23/2023	300,000.00	289,347.66 0.00	289,347.66	3.61	07/31/2027	457	98.68 296,050.78	6,703.12 289,347.66	2.52	Aa1 AA+
9128282R0	US TREASURY 2.250 08/15/27	01/20/2023 01/23/2023	300,000.00	283,136.72 0.00	283,136.72	3.60	08/15/2027	472	97.98 293,929.69	10,792.97 283,136.72	2.50	Aa1 AA+

Position Statement

CUSIP	DESCRIPTION	TRADE DATE SETTLE DATE	PAR VALUE	PRINCIPAL COST PURCHASED INTEREST	TOTAL COST	YIELD TO MATURITY	MATURITY DATE	DAYS TO MATURITY	MARKET PRICE MARKET VALUE	UNREALIZED GAIN/LOSS BOOK VALUE	% OF MV	MOODY'S S&P RATING
9128282R0	US TREASURY 2.250 08/15/27	01/20/2023 01/20/2023	100,000.00	94,378.91 0.00	94,378.91	3.59	08/15/2027	472	97.98 97,976.56	3,597.65 94,378.91	0.83	Aa1 AA+
91282CFH9	US TREASURY 3.125 08/31/27	01/20/2023 01/23/2023	325,000.00	318,626.95 0.00	318,626.95	3.59	08/31/2027	488	99.05 321,927.74	3,300.79 318,626.95	2.74	Aa1 AA+
91282CFH9	US TREASURY 3.125 08/31/27	01/20/2023 01/20/2023	105,000.00	102,941.01 0.00	102,941.01	3.59	08/31/2027	488	99.05 104,007.42	1,066.41 102,941.01	0.88	Aa1 AA+
9128283F5	US TREASURY 2.250 11/15/27	01/20/2023 01/23/2023	300,000.00	282,398.44 0.00	282,398.44	3.59	11/15/2027	564	97.59 292,769.53	10,371.09 282,398.44	2.49	Aa1 AA+
9128283W8	US TREASURY 2.750 02/15/28	10/01/2025 10/02/2025	300,000.00	294,503.91 0.00	294,503.91	3.56	02/15/2028	656	98.04 294,117.19	(386.72) 294,503.91	2.50	Aa1 AA+
9128284N7	US TREASURY 2.875 05/15/28	10/01/2025 10/02/2025	300,000.00	294,867.19 0.00	294,867.19	3.56	05/15/2028	746	98.01 294,023.44	(843.75) 294,867.19	2.50	Aa1 AA+
91282CNM9	US TREASURY 3.875 07/15/28	03/31/2026 04/01/2026	350,000.00	350,492.19 2,847.38	353,339.57	3.81	07/15/2028	807	99.96 349,863.28	(628.91) 350,492.19	2.98	Aa1 AA+
91282CNU1	US TREASURY 3.625 08/15/28	08/22/2025 08/25/2025	200,000.00	199,914.06 0.00	199,914.06	3.64	08/15/2028	838	99.41 198,828.13	(1,085.93) 199,914.06	1.69	Aa1 AA+
91282CNY3	US TREASURY 3.375 09/15/28	12/23/2025 12/24/2025	250,000.00	248,710.94 0.00	248,710.94	3.57	09/15/2028	869	98.81 247,031.25	(1,679.69) 248,710.94	2.10	Aa1 AA+
91282CPP0	US TREASURY 3.500 12/15/28	12/30/2025 12/31/2025	325,000.00	324,860.35 500.00	325,360.35	3.52	12/15/2028	960	99.00 321,750.00	(3,110.35) 324,860.35	2.74	Aa1 AA+
91282CQA2	US TREASURY 3.500 02/15/29	02/27/2026 03/02/2026	350,000.00	351,189.45 507.60	351,697.05	3.38	02/15/2029	1,022	98.93 346,253.91	(4,935.54) 351,189.45	2.95	Aa1 AA+
U.S. TREASURIES TOTAL			6,280,000.00	6,088,050.98 3,854.98	6,091,905.96	3.64		503	98.98 6,215,547.09	127,496.11 6,088,050.98	52.88	AA+
U.S. AGENCIES												
3130ANQB9	FHLBANKS 2.000 08/26/26	01/30/2023 01/31/2023	175,000.00	158,142.25 0.00	158,142.25	4.26	08/26/2026	118	99.40 173,950.00	15,807.75 158,142.25	1.48	Aa1 AA+
3130ANX39	FHLBANKS 1.625 09/30/26	01/30/2023 01/31/2023	175,000.00	157,006.50 0.00	157,006.50	4.24	09/30/2026	153	99.12 173,451.25	16,444.75 157,006.50	1.48	Aa1 AA+
3130ANYR5	FHLBANKS 0.950 09/30/26 '25	01/30/2023 01/30/2023	50,000.00	44,336.50 0.00	44,336.50	4.32	09/30/2026	153	98.75 49,372.50	5,036.00 44,336.50	0.42	Aa1 AA+
3133EN7A2	FED FARM CR BNKS 3.625 10/26/26	01/20/2023 01/26/2023	300,000.00	298,398.00 0.00	298,398.00	3.78	10/26/2026	179	99.93 299,775.00	1,377.00 298,398.00	2.55	Aa1 AA+
3130ATVE4	FHLBANKS 4.500 12/11/26	01/30/2023 01/31/2023	200,000.00	204,232.00 0.00	204,232.00	3.90	12/11/2026	225	100.40 200,796.00	(3,436.00) 204,232.00	1.71	Aa1 AA+
3130AQRH8	FHLBANKS 2.000 02/25/27 '25	01/25/2023 01/26/2023	405,000.00	374,552.10 0.00	374,552.10	4.02	02/25/2027	301	98.30 398,127.15	23,575.05 374,552.10	3.39	Aa1 AA+
3130AQZL0	FHLBANKS 2.200 03/04/27 '25	01/30/2023 01/31/2023	250,000.00	232,096.25 0.00	232,096.25	4.12	03/04/2027	308	98.49 246,222.50	14,126.25 232,096.25	2.09	Aa1 AA+
3130AQZL0	FHLBANKS 2.200 03/04/27 '25	01/30/2023 01/30/2023	80,000.00	74,270.80 0.00	74,270.80	4.12	03/04/2027	308	98.49 78,791.20	4,520.40 74,270.80	0.67	Aa1 AA+
3133EN6V7	FED FARM CR BNKS 3.625 04/26/27	01/20/2023 01/26/2023	300,000.00	299,040.00 0.00	299,040.00	3.71	04/26/2027	361	99.78 299,352.00	312.00 299,040.00	2.55	Aa1 AA+
3133EN6V7	FED FARM CR BNKS 3.625 04/26/27	01/20/2023 01/20/2023	75,000.00	74,760.00 0.00	74,760.00	3.71	04/26/2027	361	99.78 74,838.00	78.00 74,760.00	0.64	Aa1 AA+



Position Statement

CUSIP	DESCRIPTION	TRADE DATE SETTLE DATE	PAR VALUE	PRINCIPAL COST PURCHASED INTEREST	TOTAL COST	YIELD TO MATURITY	MATURITY DATE	DAYS TO MATURITY	MARKET PRICE MARKET VALUE	UNREALIZED GAIN/LOSS BOOK VALUE	% OF MV	MOODY'S S&P RATING
3133EN5N6	FED FARM CR BNKS 4.000 01/06/28	01/26/2023 01/30/2023	315,000.00	320,060.79 0.00	320,060.79	3.64	01/06/2028	616	100.10 315,318.15	(4,742.64) 320,060.79	2.68	Aa1 AA+
3133ENLR9	FED FARM CR BNKS 2.000 01/24/29 '25	02/02/2026 02/03/2026	250,000.00	238,229.00 125.00	238,354.00	3.69	01/24/2029	1,000	94.46 236,152.50	(2,076.50) 238,229.00	2.01	Aa1 AA+
U.S. AGENCIES TOTAL			2,575,000.00	2,475,124.19 125.00	2,475,249.19	3.91		369	98.91 2,546,146.25	71,022.06 2,475,124.19	21.66	AA+
CORPORATE BONDS												
89236TJV8	TOYOTA MOTOR CRD 1.900 01/13/27 MTN	08/21/2025 08/22/2025	300,000.00	291,294.00 0.00	291,294.00	4.06	01/13/2027	258	98.46 295,380.00	4,086.00 291,294.00	2.51	A1 A+
91159HHS2	US BANCORP 3.900 04/26/28 '28 MTN	08/21/2025 08/22/2025	350,000.00	348,603.50 0.00	348,603.50	4.06	04/26/2028	727	99.39 347,875.50	(728.00) 348,603.50	2.96	A3 A
24422EYD5	JOHN DEERE CAP 4.250 06/05/28 MTN	08/21/2025 08/22/2025	200,000.00	201,122.00 0.00	201,122.00	4.03	06/05/2028	767	100.28 200,564.00	(558.00) 201,122.00	1.71	A1 A
14913UBB5	CTRPLL R FIN SERV 4.100 08/15/28 MTN	09/29/2025 09/30/2025	350,000.00	351,778.00 0.00	351,778.00	3.91	08/15/2028	838	99.98 349,912.50	(1,865.50) 351,778.00	2.98	A1 A
532457DB1	LILLY 4.000 10/15/28 '28	11/17/2025 11/18/2025	195,000.00	195,694.20 0.00	195,694.20	3.86	10/15/2028	899	99.80 194,611.95	(1,082.25) 195,694.20	1.66	Aa3 AA-
69371RU20	PACCAR 4.000 11/07/28 MTN	11/17/2025 11/18/2025	225,000.00	225,434.25 275.00	225,709.25	3.93	11/07/2028	922	99.58 224,052.75	(1,381.50) 225,434.25	1.91	A1 A+
24422EXH7	JOHN DEERE CAP 4.500 01/16/29 MTN	02/02/2026 02/03/2026	250,000.00	254,420.00 531.25	254,951.25	3.86	01/16/2029	992	100.79 251,965.00	(2,455.00) 254,420.00	2.14	A1 A
CORPORATE BONDS TOTAL			1,870,000.00	1,868,345.95 806.25	1,869,152.20	3.97		755	99.70 1,864,361.70	(3,984.25) 1,868,345.95	15.86	A
CHAMPAIGN COUNTY TOTAL			11,855,476.54	11,537,966.88 4,786.23	11,542,753.11	3.78		467	11,755,141.58	217,174.70 11,537,966.88	100.00	AA
GRAND TOTAL			11,855,476.54	11,537,966.88 4,786.23	11,542,753.11	3.78		467	11,755,141.58	217,174.70 11,537,966.88	100.00	AA

Transaction Statement

CHAMPAIGN COUNTY									
	TRADE DATE	SETTLE DATE	CUSIP	DESCRIPTION	PAR VALUE	PRINCIPAL COST	PURCHASED INTEREST	TOTAL	PURCHASE YIELD
BUY									
	03/31/2026	04/01/2026	91282CNM9	US TREASURY 3.875 07/15/28	350,000.00	350,492.19	2,847.38	(353,339.57)	3.81
BUY TOTAL					350,000.00	350,492.19	2,847.38	(353,339.57)	3.81
	TRADE DATE	SETTLE DATE	CUSIP	DESCRIPTION	PAR VALUE	BOOK VALUE		TOTAL	NET REALIZED GAIN/LOSS
MATURITY									
	04/30/2026	04/30/2026	9128286S4	UNITED STATES TREASURY 2.375 04/30/2026	(250,000.00)	239,013.67		250,000.00	10,986.33
MATURITY TOTAL					(250,000.00)	239,013.67		250,000.00	10,986.33

Income/Dividend Received

IDENTIFIER	DESCRIPTION	PAYMENT DATE	POST DATE	INTEREST/DIVIDENDS RECEIVED
US BANK				
31846V567	FIRST AMER:GVT OBLG;Z	03/31/2026	04/01/2026	244.29
532457DB1	LILLY 4.000 10/15/28 '28	04/15/2026	04/15/2026	5,091.67
3133EN7A2	FED FARM CR BNKS 3.625 10/26/26	04/26/2026	04/27/2026	5,437.50
3133EN6V7	FED FARM CR BNKS 3.625 04/26/27	04/26/2026	04/27/2026	6,796.88
91159HHS2	US BANCORP 3.900 04/26/28 '28 MTN	04/26/2026	04/27/2026	6,825.00
9128286S4	UNITED STATES TREASURY 2.375 04/30/2026	04/30/2026	04/30/2026	2,968.75
912828YQ7	US TREASURY 1.625 10/31/26	04/30/2026	04/30/2026	2,031.25
91282CEN7	US TREASURY 2.750 04/30/27	04/30/2026	04/30/2026	3,437.50
US BANK - TOTAL				32,832.84
TOTAL				32,832.84

Contribution/Withdrawals and Expenses

	POST DATE	PAR VALUE	TOTAL
CHAMPAIGN COUNTY			
CUSTODY FEE			
	04/24/2026	(73.20)	(73.20)
CUSTODY FEE TOTAL		(73.20)	(73.20)
MANAGEMENT FEE			
	04/30/2026	(795.79)	(795.79)
MANAGEMENT FEE TOTAL		(795.79)	(795.79)

Projected Income

For the Period May 01, 2026 to April 30, 2027

CUSIP	DESCRIPTION	POST DATE	AMOUNT
69371RU20	PACCAR 4.000 11/07/28 MTN	05/07/2026	4,500.00
9128284N7	US TREASURY 2.875 05/15/28	05/15/2026	4,312.50
22533UEF6	CREDIT AGR NY 05/15/26	05/15/2026	11,955.67
912828U24	US TREASURY 2.000 11/15/26	05/15/2026	3,500.00
912828X88	US TREASURY 2.375 05/15/27	05/15/2026	2,968.75
9128283F5	US TREASURY 2.250 11/15/27	05/15/2026	3,375.00
13607FEJ1	CDN IMPERIAL 05/18/26	05/18/2026	12,075.11
9128286X3	US TREASURY 2.125 05/31/26	05/31/2026	12,705.08
MAY 2026 TOTAL			55,392.11
91282CET4	US TREASURY 2.625 05/31/27	06/01/2026	3,937.50
9128286X3	US TREASURY 2.125 05/31/26	06/01/2026	2,656.25
24422EYD5	JOHN DEERE CAP 4.250 06/05/28 MTN	06/05/2026	4,250.00
3130ATVE4	FHLBANKS 4.500 12/11/26	06/11/2026	4,500.00
91282CKV2	US TREASURY 4.625 06/15/27	06/15/2026	5,781.25
91282CPP0	US TREASURY 3.500 12/15/28	06/15/2026	5,687.50
9128287B0	US TREASURY 1.875 06/30/26	06/30/2026	2,343.75
9128287B0	US TREASURY 1.875 06/30/26	06/30/2026	15,146.48
91282CEW7	US TREASURY 3.250 06/30/27	06/30/2026	4,712.50
JUN 2026 TOTAL			49,015.23
3133EN5N6	FED FARM CR BNKS 4.000 01/06/28	07/06/2026	6,300.00
89236TJV8	TOYOTA MOTOR CRD 1.900 01/13/27 MTN	07/13/2026	2,850.00
91282CNM9	US TREASURY 3.875 07/15/28	07/15/2026	6,781.25
24422EXH7	JOHN DEERE CAP 4.500 01/16/29 MTN	07/16/2026	5,625.00
3133ENLR9	FED FARM CR BNKS 2.000 01/24/29 '25	07/24/2026	2,500.00
91282CFB2	US TREASURY 2.750 07/31/27	07/31/2026	4,125.00
912828Y95	US TREASURY 1.875 07/31/26	07/31/2026	3,140.63
912828Y95	US TREASURY 1.875 07/31/26	07/31/2026	21,356.25
JUL 2026 TOTAL			52,678.13

Projected Income

For the Period May 01, 2026 to April 30, 2027

CUSIP	DESCRIPTION	POST DATE	AMOUNT
91282CQA2	US TREASURY 3.500 02/15/29	08/17/2026	6,125.00
9128283W8	US TREASURY 2.750 02/15/28	08/17/2026	4,125.00
9128282R0	US TREASURY 2.250 08/15/27	08/17/2026	4,500.00
14913UBB5	CTRPLLR FIN SERV 4.100 08/15/28 MTN	08/17/2026	7,175.00
91282CNU1	US TREASURY 3.625 08/15/28	08/17/2026	3,625.00
3130AQRH8	FHLBANKS 2.000 02/25/27 '25	08/25/2026	4,050.00
3130ANQB9	FHLBANKS 2.000 08/26/26	08/26/2026	1,750.00
3130ANQB9	FHLBANKS 2.000 08/26/26	08/26/2026	16,857.75
91282CFH9	US TREASURY 3.125 08/31/27	08/31/2026	6,718.75
AUG 2026 TOTAL			54,926.50
3130AQZL0	FHLBANKS 2.200 03/04/27 '25	09/04/2026	3,630.00
91282CNY3	US TREASURY 3.375 09/15/28	09/15/2026	4,218.75
3130ANX39	FHLBANKS 1.625 09/30/26	09/30/2026	17,993.50
3130ANYR5	FHLBANKS 0.950 09/30/26 '25	09/30/2026	5,663.50
3130ANYR5	FHLBANKS 0.950 09/30/26 '25	09/30/2026	237.50
3130ANX39	FHLBANKS 1.625 09/30/26	09/30/2026	1,421.88
SEP 2026 TOTAL			33,165.13
532457DB1	LILLY 4.000 10/15/28 '28	10/15/2026	3,900.00
91159HHS2	US BANCORP 3.900 04/26/28 '28 MTN	10/26/2026	6,825.00
3133EN6V7	FED FARM CR BNKS 3.625 04/26/27	10/26/2026	6,796.88
3133EN7A2	FED FARM CR BNKS 3.625 10/26/26	10/26/2026	1,602.00
3133EN7A2	FED FARM CR BNKS 3.625 10/26/26	10/26/2026	5,437.50
912828YQ7	US TREASURY 1.625 10/31/26	10/31/2026	18,564.45
OCT 2026 TOTAL			43,125.83
912828YQ7	US TREASURY 1.625 10/31/26	11/02/2026	2,031.25
91282CEN7	US TREASURY 2.750 04/30/27	11/02/2026	3,437.50
69371RU20	PACCAR 4.000 11/07/28 MTN	11/09/2026	4,500.00
912828U24	US TREASURY 2.000 11/15/26	11/15/2026	20,849.62

Projected Income

For the Period May 01, 2026 to April 30, 2027

CUSIP	DESCRIPTION	POST DATE	AMOUNT
912828X88	US TREASURY 2.375 05/15/27	11/16/2026	2,968.75
9128283F5	US TREASURY 2.250 11/15/27	11/16/2026	3,375.00
9128284N7	US TREASURY 2.875 05/15/28	11/16/2026	4,312.50
912828U24	US TREASURY 2.000 11/15/26	11/16/2026	3,500.00
91282CET4	US TREASURY 2.625 05/31/27	11/30/2026	3,937.50
NOV 2026 TOTAL			48,912.12
24422EYD5	JOHN DEERE CAP 4.250 06/05/28 MTN	12/07/2026	4,250.00
3130ATVE4	FHLBANKS 4.500 12/11/26	12/11/2026	(4,232.00)
3130ATVE4	FHLBANKS 4.500 12/11/26	12/11/2026	4,500.00
91282CKV2	US TREASURY 4.625 06/15/27	12/15/2026	5,781.25
91282CPP0	US TREASURY 3.500 12/15/28	12/15/2026	5,687.50
91282CEW7	US TREASURY 3.250 06/30/27	12/31/2026	4,712.50
DEC 2026 TOTAL			20,699.25
3133EN5N6	FED FARM CR BNKS 4.000 01/06/28	01/06/2027	6,300.00
89236TJV8	TOYOTA MOTOR CRD 1.900 01/13/27 MTN	01/13/2027	2,850.00
89236TJV8	TOYOTA MOTOR CRD 1.900 01/13/27 MTN	01/13/2027	8,706.00
91282CNM9	US TREASURY 3.875 07/15/28	01/15/2027	6,781.25
24422EXH7	JOHN DEERE CAP 4.500 01/16/29 MTN	01/19/2027	5,625.00
3133ENLR9	FED FARM CR BNKS 2.000 01/24/29 '25	01/25/2027	2,500.00
JAN 2027 TOTAL			32,762.25
91282CFB2	US TREASURY 2.750 07/31/27	02/01/2027	4,125.00
14913UBB5	CTRPLLR FIN SERV 4.100 08/15/28 MTN	02/16/2027	7,175.00
91282CNU1	US TREASURY 3.625 08/15/28	02/16/2027	3,625.00
91282CQA2	US TREASURY 3.500 02/15/29	02/16/2027	6,125.00
9128283W8	US TREASURY 2.750 02/15/28	02/16/2027	4,125.00
9128282R0	US TREASURY 2.250 08/15/27	02/16/2027	4,500.00
3130AQRH8	FHLBANKS 2.000 02/25/27 '25	02/25/2027	30,447.90
3130AQRH8	FHLBANKS 2.000 02/25/27 '25	02/25/2027	4,050.00

Projected Income

For the Period May 01, 2026 to April 30, 2027

CUSIP	DESCRIPTION	POST DATE	AMOUNT
FEB 2027 TOTAL			64,172.90
91282CFH9	US TREASURY 3.125 08/31/27	03/01/2027	6,718.75
3130AQZL0	FHLBANKS 2.200 03/04/27 '25	03/04/2027	3,630.00
3130AQZL0	FHLBANKS 2.200 03/04/27 '25	03/04/2027	23,632.95
91282CNY3	US TREASURY 3.375 09/15/28	03/15/2027	4,218.75
MAR 2027 TOTAL			38,200.45
532457DB1	LILLY 4.000 10/15/28 '28	04/15/2027	3,900.00
3133EN6V7	FED FARM CR BNKS 3.625 04/26/27	04/26/2027	6,796.88
91159HHS2	US BANCORP 3.900 04/26/28 '28 MTN	04/26/2027	6,825.00
3133EN6V7	FED FARM CR BNKS 3.625 04/26/27	04/26/2027	1,200.00
91282CEN7	US TREASURY 2.750 04/30/27	04/30/2027	3,437.50
APR 2027 TOTAL			22,159.38
GRAND TOTAL			515,209.26

Disclosure

Meeder provides monthly statements for its investment management clients to provide information about the investment portfolio. The information should not be used for audit or confirmation purposes. Please review your custodial statements and report any inaccuracies or discrepancies.

Certain information and data has been supplied by unaffiliated third parties. Although Meeder believes the information is reliable, it cannot warrant the accuracy of information offered by third parties. Market value may reflect prices received from pricing vendors when current market quotations are not available. Prices may not reflect firm bids or offers and may differ from the value at which the security can be sold.

Statements may include positions from unmanaged accounts provided for reporting purposes. Unmanaged accounts are managed directly by the client and are not included in the accounts managed by Meeder. This information is provided as a client convenience and Meeder assumes no responsibility for performance of these accounts or the accuracy of the data reported.

Investing involves risk. Past performance is no guarantee of future results. Debt and fixed income securities are subject to credit and interest rate risk. The investment return and principal value of an investment will fluctuate so that an investors shares, when redeemed, may be worth more or less than their original cost. Current performance may be lower or higher than the performance data quoted.

Meeder Public Funds, Inc. is a registered investment adviser and affiliate of Meeder Investment Management, Inc. Investment advisory services are provided through Meeder Public Funds, Inc. Please contact us if you would like to receive a copy of our current ADV disclosure brochure or privacy policy.

© 2026 Meeder Investment Management

meederpublicfunds.com | 866.633.3371

